

MILLERSVILLE UNIVERSITY

**Migration Planning**

DRAFT

*August 2017*

PAULIEN & ASSOCIATES



Document prepared by:

## PAULIEN & ASSOCIATES

Kate Herbolsheimer, *Vice President and Principal*

This document is the result of cooperation and assistance from Millersville University. Each person's contribution of information, time, and effort is sincerely appreciated. The consultant extends an acknowledgement of thanks to the following individuals:

Dr. John Anderson, *President*

Dr. Vilas Prabhu, *Provost and Vice President Academic Affairs*

Mr. Roger Bruszewski, *Vice President for Finance and Administration/CFO*

Dr. Aminta Breaux, *Vice President for Advancement (previous)*

Mr. Brian Hazlett, *Vice President for Student Affairs and Enrollment Management*

Mr. Geoffrey Beers, *CEO and General Manager Student Services, Inc.*

Dr. Diane Umble, *Dean of Arts, Humanities and Social Sciences*

Dr. George Drake, *Dean of Education and Human Services*

Dr. Mike Jackson, *Dean of Science and Technology*

Dr. Victor DeSantis, *Dean, Associate Provost for Civic and Community Engagement*

Mr. Tom Waltz, *Assistant Vice President for Facilities*

William Good, *Special Project Officer Capital Construction Contracting and Design*



## TABLE OF CONTENTS

<b>Executive Summary .....</b>	<b>1</b>
Introduction.....	3
Project Goals.....	3
Terminology.....	4
Process.....	4
Planning Metrics.....	4
<i>PASSHE Space Model and Paulien Space Needs Analysis .....</i>	<i>5</i>
Migration Strategy .....	8
<i>Precinct A.....</i>	<i>10</i>
<i>Precinct B.....</i>	<i>11</i>
<i>Precinct C.....</i>	<i>12</i>
<i>Precinct D.....</i>	<i>13</i>
<b>Appendix.....</b>	<b>15</b>
Limitations of the Analysis.....	17
Space Use Codes.....	18
<i>Classrooms and Service Space .....</i>	<i>19</i>
<i>Teaching and Open Laboratories .....</i>	<i>19</i>
<i>Research Laboratories .....</i>	<i>20</i>
<i>Office Space .....</i>	<i>20</i>
<i>Library Space .....</i>	<i>20</i>
<i>Other Department Space .....</i>	<i>20</i>
<i>Assembly and Exhibit Space .....</i>	<i>21</i>
<i>Physical Plant .....</i>	<i>21</i>
<i>Physical Education/Student Recreation/Athletics .....</i>	<i>21</i>

Department-level Space Needs Analysis Findings .....	23
Department-level Office Detail .....	67
Facilities Inventory by Building by College/Unit by Department .....	107
Facilities Inventory by Building by Room .....	205

## **Executive Summary**







## INTRODUCTION

Paulien & Associates, Inc. was selected by Millersville University of Pennsylvania to conduct space analyses, which included a space needs analysis and recommendations for migration.

A space needs analysis shows how much of what types of space is needed for the current student population (Fall 2015) and for a projected student population. The space analysis reviewed Millersville's existing facilities to determine the University's space requirements using the Pennsylvania State System of Higher Education (PASSHE) space guidelines as well as appropriate contemporary space metrics as determined by Paulien for this level of analysis.

The migration recommendations consider how much space each unit needs, where adjacencies are preferred, which units can fit where, and how best to align facilities to create appropriate synergies and efficiencies.

## PROJECT GOALS

Throughout the process, the strategic goals of the institution were incorporated into the analysis. The focus of the study, as communicated by campus leadership, is to produce analytics that will support good decision making for the physical resources of the campus.

This study reflects an assessment of the existing physical assets on the campus, which is developed based on information provided by the University. The outcomes show how instructional space is being used and the difference between optimum space needs and the existing space. Generally, space planning outcomes will:

- Reflect a true picture of existing physical assets
- Portray optimum space needs by space category at target enrollments, operational strategies, pedagogy goals, contemporary practices, and faculty/staff levels
- Analyze the difference between what the University has and what it needs
- Identify opportunities for better practices

Additionally, there are several specific goals for this work:

- Compare the PASSHE space model for Millersville University to the space analysis developed by Paulien. The PASSHE space model for Millersville University shows a surplus of almost 150,000 ASF, but uses metrics appropriate for a variety of institutional types rather than specific to this university.
- Apply guidelines for space planning specific to Millersville University that reflect the mission and goals of the campus.
- Illustrate the impact of moving programs/departments from various small houses. The University currently has 38 small houses within the facilities inventory (although several are not currently occupied). Generally, the configuration of these small houses results in a higher amount of space being occupied than is generated per guidelines.
- Identify realignment strategies that will allow more small houses to be vacated, align programs/departments to the Paulien space needs analysis, and create appropriate adjacencies and synergies for programs/departments.

## TERMINOLOGY

Terminology commonly used throughout this document is defined in this section. Additional space categories used in this analysis are defined in the Space Guidelines section of this document.

- PASSHE: Pennsylvania State System of Higher Education is the governing agency for 14 state-owned schools.
- Weekly Room Hours (WRH): the average hours per week of scheduled instruction over the course of a semester.
- Weekly Student Contact Hours (WSCH): the weekly room hours multiplied by the course enrollment.
- Student Station Occupancy: the average percent of seats filled for scheduled instruction over the course of a semester.
- Space Use Codes: a numerical classification assigned based on the function of a space as defined in the PASSHE facilities manual, which references the Postsecondary Education Facilities Inventory Classification Manual (2006 Edition). A list of the space use codes per the PASSHE facilities manual can be found in the section of this document Space Use Codes.
- Assignable Square Feet (ASF): the space within each room. Assignable square feet include space that can be attributed to a use. It excludes general building space such as janitorial closets, primary circulation areas, mechanical rooms, structural areas, and public restrooms.

## PROCESS

This study is comprised of three components: data metrics, listening, and analysis. The data metrics are provided by the University. Meetings are held with the University to listen to strategic goals, current challenges, planned operational changes, and modifications to pedagogy, for example. The analysis melds the data metrics with what was heard on campus and the application of space planning guidelines.

Paulien started the project with an initial data request to Millersville University. The University provided course data for Fall 2015, staffing and employee data, and enrollment projections. The data was then validated and reviewed with the University.

Meetings were held with representatives of areas included in this study. The first set of meetings was held in October 2016 with senior leadership including the Provost Leadership Team, Vice Presidents, and Deans. This site visit also included meetings with representatives of the library, human resources, and campus scheduling. Paulien met with the President's Cabinet via webinar around this time. A second set of meetings were held during the latter part of October 2016 with academic and administrative groups. These includes various department representatives (e.g., Chemistry) and typically included the department chair. Meetings were also held with groups including Athletics, the Foundation, the Student Activity Association, and others. The space needs analysis was presented in February 2017 and during this site visit initial thoughts as to migration were discussed. A presentation of findings was made to the University in June 2017. This document presents the outcomes of this study.

## PLANNING METRICS

- The space analysis is quantitative and does not account for the quality of existing facilities.
- PASSHE space planning guidelines were applied. For space types not included within the PASSHE space planning guidelines, metrics appropriate for an institution of Millersville's enrollment level, type, and mission were selected based on the consultant's knowledge. Descriptions of the space planning metrics used can be found in the section Space Guidelines.

- The existing student enrollment (Fall 2016) is 7,927 on-campus headcount students. The analysis assumes that on-campus student enrollment will remain constant for the next five years.
- A total of 369 faculty were reported by the University in the staffing file, and this number is expected to remain steady as well.
- The analysis was focused on E&G space, although most auxiliary functions were included in the analysis. The exception is student housing, which was excluded from the analysis.
- Several functions are unique and there are not appropriate guidelines at this level of planning. These include spaces assigned to Dining & Conference, Creek Lodge, Ware Center, and Outside Organizations (AFSCME Union, APSCUF Union, Millersville Federal Credit Union, and United Campus Ministries). These groups are shown as having what they need. If changes to existing or planned space impacts any of these units, further study is needed to determine the types and amounts of space required.
- The analysis is organized by space type as well as by the departments within the colleges and major administrative units. The college and major administrative units include: College of Arts, Humanities, & Social Sciences; College of Education & Human Services; College of Science & Technology; Advancement; Athletics; Finance & Administration; Information Technology; Library; President; Provost & Academic Affairs; Student Affairs & Enrollment Management; and Outside Organizations (noted in the bullet above).
- The facilities inventory is a snapshot in time of how the space is classified as well as which department is the primary occupant. Information was reviewed with the University several times to clarify discrepancies noted in the data provided by the University. Information provided by the University was incorporated into the analysis.
- The University has identified buildings that are potential candidates for departments to move out of. These include the Adams House (3,009 ASF); Allegheny House (1,366 ASF); Armstrong House (1,021 ASF); Berks House (4,487 ASF); Brooks Gymnasium (21,000 ASF); Chester House (1,686 ASF); Chryst Hall (6,855 ASF); Dauphin House (1,395 ASF); Franklin House (1,934 ASF); Gerhart Hall (2,800 ASF); Luzerne House (1,978 ASF); Northampton House (1,071 ASF); Northumberland House (1,208 ASF); Perry House (1,810 ASF); Philadelphia House (1,525 ASF); Somerset House (1,665 ASF); and Susquehanna House (2,304 ASF). This is a total of around 56,000 ASF of space that will be vacated and is reflected in the analysis in the future conditions. The ASF includes existing space that is classified as inactive.

### ***PASSHE Space Model and Paulien Space Needs Analysis***

- Most state systems that have space planning guidelines, including PASSHE, have developed these metrics for application at various types of campuses. The Paulien analysis considers the uniqueness of each campus and carefully reviews the information included in the analysis. For example, Paulien reviews which courses are taught in classrooms or lecture halls and only includes those weekly student contact hours within the classroom analysis. Whereas at a state system level analysis, Paulien has found that a campus may report the lecture weekly student contact hours no matter where the activity occurred. This means courses designated as lecture in the course file that were taught in a teaching laboratory generate classroom space rather than teaching laboratory space.
- The Space Needs Analysis Comparison Table and the chart Space Needs Analysis Comparison (only E&G space is included) shows the existing amount of ASF at Millersville, Millersville University ASF if/when the various small houses and other buildings (e.g., Brooks Hall) are vacated (Post-Migration Existing ASF), the PASSHE Guideline, the Paulien Guideline. The Space Needs Analysis Comparison Table also shows the existing ASF (Inventory Reported to PASSHE) as shown on the PASSHE Space Guideline report (dates March 2016).

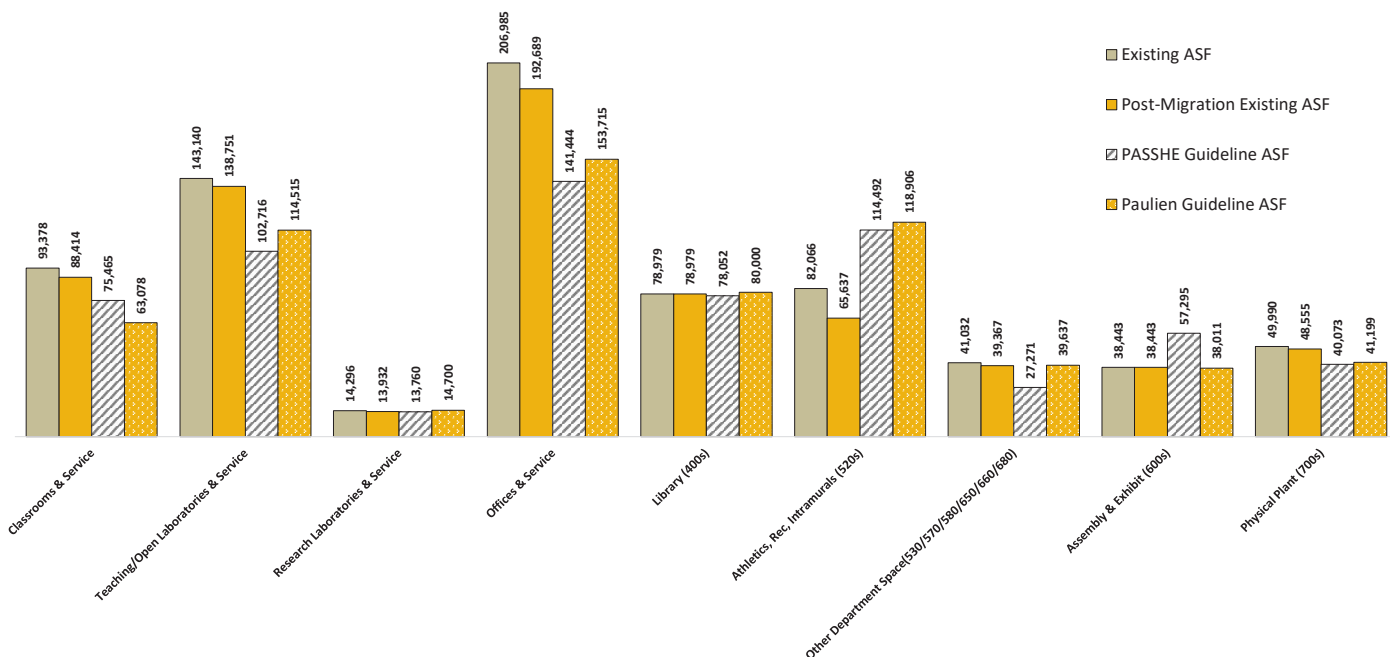
- The difference between the PASSHE Guideline ASF and the Inventory Reported to PASSHE is almost 150,000 ASF. The difference between the facilities inventory provided to Paulien and the Paulien Guideline ASF is almost 100,000. The difference between the Post-Migration ASF and the Paulien Guideline ASF is approximately 42,000 ASF.

**Millersville University  
Space Needs Analysis Comparison Table**

Space Category	Inventory Reported to		2016		Post-Migration	
	PASSHE	Existing ASF	Post-Migration Existing ASF	PASSHE Guideline ASF	Paulien Guideline ASF	
Classrooms & Service	103,217	93,378	88,414	75,465	63,078	
Teaching/Open Laboratories & Service	138,741	143,140	138,751	102,716	114,515	
Research Laboratories & Service	14,242	14,296	13,932	13,760	14,700	
Offices & Service	219,039	206,985	192,689	141,444	153,715	
Library (400s)	67,997	78,979	78,979	78,052	80,000	
Athletics, Rec, Intramurals (520s)	72,350	82,066	65,637	114,492	118,906	
Other Department Space(530/570/580/650/660/680)	43,806	41,032	39,367	27,271	39,637	
Assembly & Exhibit (600s)	54,455	38,443	38,443	57,295	38,011	
Physical Plant (700s)	64,225	49,990	48,555	40,073	41,199	
Student Health Care	5,750	6,746	6,746	2,987	7,927	
President's Residence	12,949	6,416	6,416	5,000	6,416	
Inactive/Conversion	0	14,075	2,028	0	0	
Unclassified	9,788	0	0	0	0	
<b>Total</b>	<b>806,559</b>	<b>775,548</b>	<b>719,957</b>	<b>658,555</b>	<b>678,104</b>	

- The E&G existing ASF at Millersville University is approximately 775,000 ASF. When spaces are vacated (Post-migration), there is then approximately 720,000 ASF (a decrease of 56,000 ASF).
- The PASSHE guidelines show a need for approximately 658,000 ASF. When this is compared to the total amount of space used in this space planning effort (775,000 ASF), there is a surplus of almost 117,000 ASF.
- Paulien applied metrics in-line with the PASSHE guidelines, but that consider the enrollment-level, programmatic offerings, and mission of Millersville University at a slightly deeper level. The Paulien guidelines show that Millersville University needs more space (almost 20,000 ASF) than generated by the PASSHE guidelines.

Space Needs Analysis Comparison Chart



The Paulien analysis shows that less classroom space is needed than per the PASSHE guidelines. However, there is a greater need for teaching laboratory space. This is likely the result of Paulien including only lecture courses taught in classrooms currently to generate classrooms space (and laboratory courses taught in lab spaces to generate laboratory space). The total amount of instructional space (classrooms and laboratories) needed is similar for the PASSHE and Paulien guidelines.

- The PASSHE classroom guidelines, which were applied to the Paulien analysis, use the metrics of 37.5 weekly room hours, 67% student station occupancy, and 20 ASF per station. Based on the analysis, Millersville University should examine its utilization to understand which existing classrooms are used below the PASSHE utilization expectations and why.
- The PASSHE teaching laboratory guidelines use the metrics of 23 weekly room hours, 70% student station occupancy, and 50 ASF per station. Additionally, PASSHE guidelines assume 4.2 weekly lab hours per FTES. The Paulien guidelines also applied 23 weekly room hours and 70% student station occupancy, but the ASF is based on the course discipline and there is no assumption of weekly lab hours per FTES. Instead the actual weekly student contact hours for courses taught in a laboratory is used in the analysis.
- Paulien finds that campuses of Millersville University's enrollment and course sizes likely require a higher ASF per station. The higher ASF per station is a provision for more courses in the 40 – 75 course enrollment, more engaged learning methods (e.g., small group activities within the instructional spaces) that require an increased amount of circulation space (over traditional face-forward designs), and a heightened awareness of good design that supports furnishings appropriate for adult-learners as well as table-top technologies such as tablets along with printed materials. Good design is also cognizant of an appropriate front-of-room and view angles for imbedded technologies. Paulien recommends a guideline of 24 ASF per station to support these factors at campuses of 6,000 to 12,000 students. This metric is appropriate for the course enrollment mix and changing pedagogies (i.e., an increase in active learning instructional models) as well as balancing the need that remains for larger section sizes (e.g., more than 100 students in a section) and smaller section sizes (e.g., fewer than 40 students).
- If a classroom guideline of 24 ASF per station were applied, which is a hypothetical as the PASSHE 20 ASF per station was used in the Paulien analysis, the guideline would be 75,699 ASF (rather than 63,078 ASF).
- Research laboratory space is comparable between the guidelines. The existing space is generally balanced to the guidelines.
- The existing office ASF of office space is almost 207,000 ASF. The post-migration ASF is just over 192,000 ASF. The Paulien guideline is higher than the PASSHE guideline and shows a need for almost 154,000 ASF. Various factors contribute to the surplus of office space: (1) Existing offices are larger than the amount of the guideline. For example, older buildings have larger office spaces as the result of structural layout; especially the small houses. (2) Employees may occupy offices that are larger than allocated in accordance with their employee type. For example, there are instances of an administrative support position (University staff) occupying a private office, but the analysis allocates this employee type a workstation amount of space. (3) Office space is allocated based on the employees within a human resources file. Efforts were made to collect information as to employees within other departments were made. However, the analysis relies on good data and, while multiple efforts were made to collect accurate information, there is a possibility that office space is needed for employees not recognized by the extensive collection efforts. (4) Departments may have offices that are vacant. (5) Departments may have space that is classified as an office, but used for another purpose such as office related storage.
- The amount of library space is in relative balance as compared to the existing ASF for both PASSHE and Paulien Guidelines.
- The Paulien Guideline for Assembly & Exhibit show that the campus has an appropriate amount of this space type.

- The existing amount of Physical Plant space is higher than either the PASSHE or Paulien guidelines.
- The amount of Student Health Care is slightly in deficit per the Paulien Guideline.
- Inactive/Conversion space is vacant ASF or ASF that is under renovation. At Millersville University, this category only includes vacant space. There is no guideline for this type of space as it is assumed that the space should be converted to a purposeful space type.
- The PASSHE Space Guideline report includes a line item for Unclassified. There is no guideline for this type of space. Paulien worked with the University to account for all ASF on the campus and therefore there is no space of the Unclassified category in the Paulien analysis.

## MIGRATION STRATEGY

The Migration Strategy uses the outcomes of the Paulien Space Needs Analysis and is mindful of how to:

- Identify realignment strategies that will allow more small houses to be vacated;
- Align programs/departments to the Paulien space needs analysis; and
- Create appropriate adjacencies and synergies for programs/departments.

During a presentation to the campus in June 2017, a short-term, a mid-range, and a long-term strategy were discussed. Each of these migration strategies will require detailed planning for implementation beyond what is presented in the space needs analysis. A summary is shown below with details on the following pages.

SHORT-TERM	MID-RANGE	Long-Term
<b>Precinct A</b>		
<ul style="list-style-type: none"> <li>• Vacate Mercer, Lebanon, Somerset, Chester</li> <li>• Lyle renovations for Enrollment Services, et al</li> </ul>		
<b>Precinct B</b>		
		<ul style="list-style-type: none"> <li>• Demolish Brooks and move Campus Rec and Wellness to Pucillo (after renovation and possible addition)</li> </ul>
<b>Precinct C</b>		
<ul style="list-style-type: none"> <li>• Vacate Adams</li> </ul>	<ul style="list-style-type: none"> <li>• Construction of new Health Services facility; vacate Witmer Infirmary</li> </ul>	<ul style="list-style-type: none"> <li>• Major renovation and addition to Pucillo</li> </ul>
<ul style="list-style-type: none"> <li>• Demolish Perry, Gerhart</li> </ul>	<ul style="list-style-type: none"> <li>• Renovate Hash/Bassler as needed</li> <li>• Major renovation and possible addition Roddy/Caputo</li> </ul>	<ul style="list-style-type: none"> <li>• Vacate Chryst, Witmer</li> </ul>
	<ul style="list-style-type: none"> <li>• Construct new academic building</li> </ul>	
	<ul style="list-style-type: none"> <li>• Vacate Nichols</li> </ul>	
<b>Precinct D</b>		
<ul style="list-style-type: none"> <li>• Vacate Philadelphia, Montour, Washington, Allegheny, Armstrong</li> </ul>	<ul style="list-style-type: none"> <li>• Vacate Dauphin</li> </ul>	<ul style="list-style-type: none"> <li>• Vacate Cumberland, Fulton, Huntingdon, Bedford</li> <li>• Renovate McComsey for better space efficiencies</li> </ul>

- If a new academic building were constructed, in addition to the creation of contemporary instructional spaces, the building could host additional programs currently located in small houses. For example, if Global Education & Partnerships, Multidisciplinary Studies, Civic & Community Engagement, and Government were in a new academic building, over 8,500 ASF of space located currently in small houses could be consolidated. This includes Bedford House (1,374 ASF); Cambria House (1,350 ASF); Cumberland House (1,472 ASF); Fulton House (1,662 ASF); and Huntingdon House (2,711 ASF).

## Migration Planning

- Additionally, there might be potential for Washington House (1,052 ASF; offices related to the Vice President Student Affairs) and Montour House (1,608 ASF; Center Health Education & Promotion) to be vacated if the activities could be located within the Student Memorial. Washington House and Montour House are included in the analysis at the future conditions, but a change is suggested as part of the migration strategy.
- The migration strategies are grouped (arbitrarily) by area of campus. There is no methodology to the precincts other than building proximity.
- The following graphic shows the precincts and the buildings with each.



Precinct A

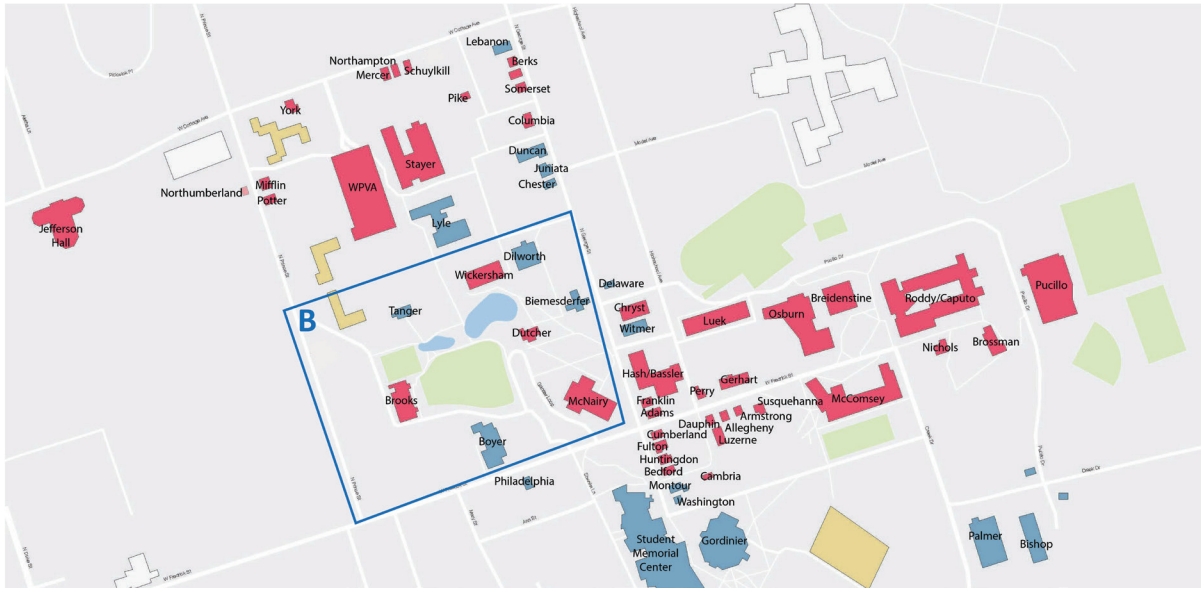


**Millersville University**  
**Migration Planning**  
**Implementation Matrix - Precinct A**

Building	Current Occupant	Short-Term	Mid-Range	Long-Term
Jefferson Hall	Athletics Music	no change		
York House	Music	no change		
Northumberland House	Inactive	remain Inactive		
Mifflin House	Dean, College of Education	no change		
Potter House	United Campus Ministries	no change		
Mercer House	Veterans Resource Center	<i>vacate; move to SMC</i>		
Northampton House	Inactive	remain Inactive		
Schuylkill House	Millersville Federal Credit Union APSCUP Union	no change		
Pike House	Honors College	no change		
Lebanon House	Police	<i>vacate; move closer to new residence halls - move into SMC</i>		
Berks House	Inactive	remain Inactive		
Somerset House	Multidisciplinary Studies		<i>move into new academic building</i>	
Columbia House	Military Science	no change		
Duncan House	University Advancement	no change		
Juniata House	Inactive University Advancement	no change		
Chester House	Student Success Lancaster Partnership Program	<i>vacate; move to McNairy</i>		
Winter Visual & Performing Arts Center	WVPA Music	no change		
Stayer Hall	Education Social Work	no change		
Lyle Hall	Enrollment Services	<i>renovations per University's plan; Commuter space moves from Philadelphia House</i>		



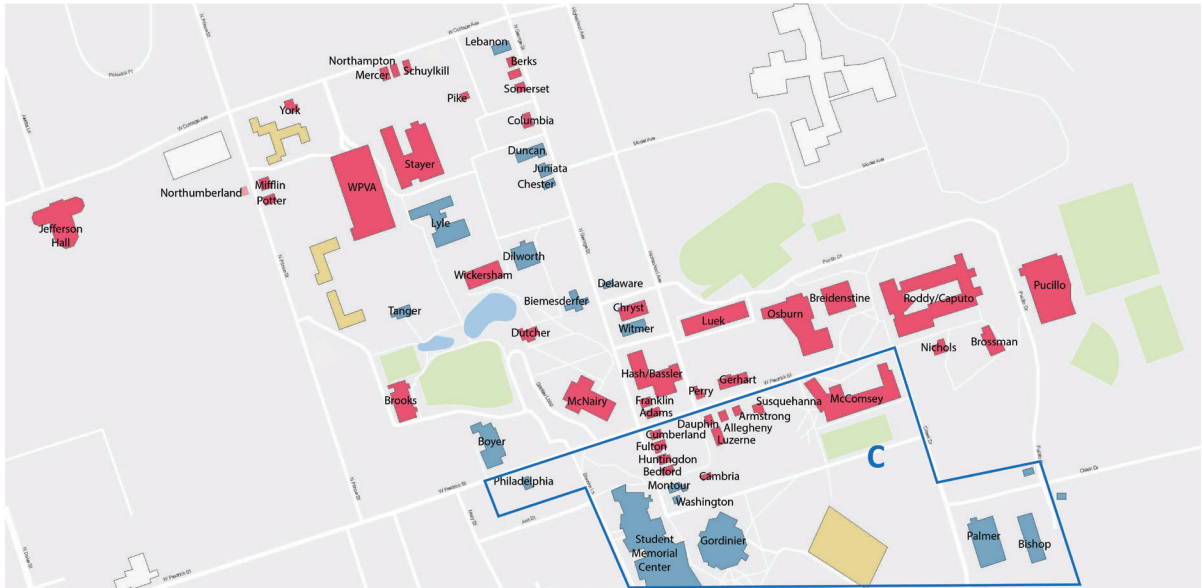
**Precinct B**



**Millersville University  
Migration Planning  
Implementation Matrix - Precinct B**

Building	Current Occupant	Short-Term	Mid-Range	Long-Term
Tanger House	President's Residence	no change		
Wickersham Hall	Mathematics	no change		
Dilworth	VP Finance & Administration Financial Services Human Resources	no change		
Biemesderfer Executive Center	President Provost & VP Academic Affairs	no change		
Dutcher Hall	Communication & Theatre	no change		
Brooks Hall	Campus Recreation Wellness & Sports Sciences			<i>demolish; move Campus Rec and Wellness to Pucillo (after an addition is completed)</i>
Boyer Computer Building	Information Technology	no change		
McNairy Library	Library	no change		

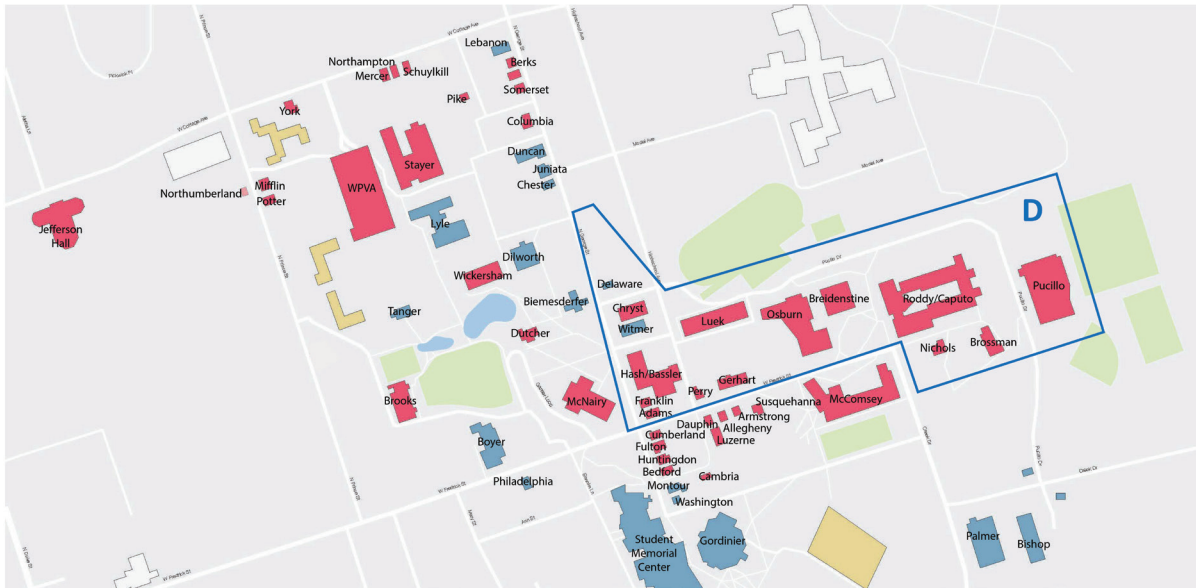
Precinct C



**Millersville University  
Migration Planning  
Implementation Matrix - Precinct C**

Building	Current Occupant	Short-Term	Mid-Range	Long-Term
Delaware House	Social Equity	no change		
Chryst House	English Shared Classrooms		<i>vacate; move to Hash/Bassler</i>	
Witmer Infirmary	Student Health Services		<i>vacate; move to new Health Services facility</i>	
Hash/Bassler	Communication & Theatre Shared Classrooms English		<i>renovate; move in English from other buildings</i>	
Franklin House	Music	no change		
Adams House	Experiential Learning & Career Mgmt Development Information Technology Inactive	<i>vacate; relocate IT to Boyer; relocate Career Mgmt to Lyle; relocate Development to Duncan</i>		
Luek	Psychology	no change		
Perry House	English	<i>demolish; move English to Hash/Bassler</i>		
Gerhart Hall	Sociology/Anthropology	<i>demolish; move Soc/Anthro to McComsey</i>		
<b>New Academic Building</b>			<i>construct new academic building;</i>	
Osburn	Industry & Technology	no change		
Breidenstine	Art Shared Classrooms	no change		
Roddy/Caputo	Dean, Science & Technology Biology Chemistry Environmental Science Nursing		<i>major renovation and possible addition</i>	
Nichols	Physics			<i>move Physics into renovated Roddy/Caputo</i>
Brossman	Dean, Science & Technology Environmental Science	no change		
Pucillo	Athletics Campus Recreation Wellness & Sports Sciences			<i>addition to Pucillo; relocate departments from Brooks Gymnasium</i>

**Precinct D**



**Millersville University  
Migration Planning  
Implementation Matrix - Precinct D**

Building	Current Occupant	Short-Term	Mid-Range	Long-Term
Student Memorial Center	Student Affairs	<i>move in Veterans Resource Center; move in Police; et al</i>		
Philadelphia House	Commuter	<i>move Commuter space into Lyle</i>		
Cumberland House	Global Education & Partnerships			<i>move into new academic building</i>
Fulton House	Government			<i>move into new academic building</i>
Huntingdon House	Civic & Community Engagement Inactive Volunteer Center			<i>move into new academic building</i>
Bedford House	Civic & Community Engagement			<i>move into new academic building</i>
Montour House	Center Health Education & Promotion	<i>vacate; move to SMC</i>		
Washington House	VP Student Affairs	<i>vacate; move to SMC</i>		
Cambria House	Global Education & Partnerships			<i>move into new academic building</i>
Dauphin House	English		<i>vacate; move English to Hash/Bassler</i>	
Allegheny House	Technology Assistance Center Inactive	<i>vacate; move Tech Assistance Center to Boyer</i>		
Armstrong House	Student Programs	<i>vacate; move to SMC</i>		
Luzerne House	Center Disaster Research/Education			<i>move CDRE into renovated Roddy/Caputo</i>
Susquehanna House	Inactive	no change		
McComsey	Dean, AHSS Business Administration Economics Foreign Languages Geography History Sociology/Anthropology Shared Classrooms			<i>renovate for better space efficiencies and to create additional informal learning spaces</i>
Bishop	Facilities Management	no change		
Palmer	Facilities Management	no change		



**Appendix**





## **LIMITATIONS OF THE ANALYSIS**

Paulien & Associates analyzed campus data provided by Millersville University for staffing and course data. The facilities inventory was validated by Paulien & Associates. The data provides a point in time reference for staff, course enrollments, and facilities at Millersville University.

The study uses assignable square feet (ASF), which is defined as the area measured within the interior walls of a room that can be assigned to a specific program. It does not include public circulation, mechanical spaces including electrical closets, building service spaces such as public restrooms, or structural areas.

The space needs analysis is quantitative only. All permanent existing space is counted regardless of its quality. Because there are rooms in the facilities inventory that serve multiple functions (e.g., one space that contains a reception area, clerical workstation, storage and file cabinets), it is impossible to accurately distribute the existing space among appropriate room use categories. Where multiple functions exist within one space, the primary function was used to determine the space category application. The relationship between existing and proposed guideline space for individual categories should be considered as rough comparisons at the macro-level of a campus-level space needs analysis.

Space needs analysis for a master planning is a process that estimates the space amounts likely to be needed by various units of an institution at current and projected enrollment, staffing, and activity levels. Reliability of the findings of any space needs study depends on several factors including the quality of the data, appropriateness of the space use standards, and the validity of the enrollment projections. Data used in this analysis is reflective as high a level of accuracy as possible.

The scope of this study did not identify individual department's requirements. This study is not intended to replace a program plan level analysis or pre-architectural design.

Paulien & Associates believes that the findings and recommendations of this study may be considered reliable and may be used with confidence by Millersville University.

## SPACE USE CODES

PASSHE Facilities Database - Space Classification Key			
Category	Name	Classification Standard	Comments
000	Unclassified	FICM	Subcategories of space (050, 060, and 070) are rolled up into the general 00 Category.
110 / 115	Classroom	FICM	
210 / 215	Class Laboratories	FICM	Space used for formal or regularly scheduled instruction.
220 / 225	Open Laboratories	FICM	Space that is informally scheduled, unscheduled, or open.
250 / 255	Research Labs	FICM	
300	Office/Confer Rooms	PASSHE	Includes all subcategories.
400	Study	FICM	Includes all subcategories.
510 / 515	Armory	FICM	
520	Athletic/Phys Ed	FICM	Includes gymnasias, indoor basketball courts, weight rooms, indoor swimming pools, field houses, etc.
523	Athletic Spectator Seating	FICM	Includes covered permanent or fixed seating areas; does not include uncovered stadium seating.
525	Athletic/Phys Ed Service	FICM	A space that directly serves an athletic or phys ed. facility (e.g., locker rooms, shower rooms, ticket booths, storage, etc.)
530/535	Media Production	FICM	
540/545	Clinic	FICM	
550/555	Demonstration	FICM	
560	Field Bldg	FICM	
570 / 575	Animal Qtrs	FICM	
580 / 585	Greenhouse	FICM	
590	Other - All Purpose	FICM	
610/615	Assembly	FICM	
620/625	Exhibition	FICM	
630 / 635	Food Facility	FICM	
640 / 645	Day Care	FICM	
650/655 and 660/665	Lounge/Merchandising and Service	FICM	
670 / 675	Recreational	FICM	
680 / 685	Meeting Rooms	FICM	
690 (discontinued)	Locker Rooms	Discontinued Fall 2006	Future reporting to comply with FICM (i.e., athletic locker room report as 525; shop/other locker rooms report as support space for associated category).
710 / 715	Central Computers	FICM	
720 / 725	Shops, Storage Vehicles	FICM	
730 / 735	Central Storage	FICM	
740 / 745	Vehicle Storage	FICM	
760/770/775	Hazardous Materials / Waste Storage	FICM	
790	Utility Production	PASSHE	Reported as category 770 prior to Fall 2006. Category code changed to avoid conflict with FICM codes.
800	Health Care	FICM	Includes all subcategories.
900	Residence Halls	NA	Included as summary report only.
910	Sleep/Study w/o Bath	FICM	
919	Toilet or Bath	FICM	
920	Sleep/Study w/ Bath	FICM	
935	Sleep/Study Service	FICM	
950	Apartment	FICM	
955	Apartment Service	FICM	
970	House	FICM	
975	Apartment/Guest Quarters	FICM	
976	Stand-alone Living Units	FICM	
980	Student Union	PASSHE	
WW	Circulation	FICM	Includes all subcategories.
XX	Building Systems	FICM	Includes all subcategories.
YY	Mechanical	FICM	Includes all subcategories.
ZZ	Structural	FICM	Includes all subcategories.



## SPACE GUIDELINES

The section summarizes the needs by functional space category. The Pennsylvania State System of Higher Education (PASSHE) has a set of guidelines used to determine space needs. Where PASSHE guidelines or recommendations were determined inappropriate or silent, Paulien & Associates used a modified application of the PASSHE guideline or employed a different guideline method. Different methods include benchmarking, review of design and/or detailed program plans, and empirical data to project space needs.

The assumption in applying the guidelines is to identify the types and amounts of space required for Millersville University to conduct current and envisioned activities. The following sections specify which guideline was applied to each space category and provides an explanation of the guideline application. Where applicable, a comparison to the PASSHE guideline is provided.

### *Classrooms and Service Space*

Classrooms are defined as a space used generally for scheduled, credit-bearing instruction that do not require specialized equipment. Technology such as an instructor's podium, overhead projector, projection screen, or plasma screen(s) at the front of the room are not considered specialized equipment. These spaces may be referred to as general purpose classrooms, seminar rooms, or lecture halls. Classroom service space directly supports one or more classrooms as an extension of the classroom activities, providing media equipment space, storage, or preparation areas. The classroom station size guideline includes the classroom service space.

PASSHE classroom guidelines were applied to each lecture weekly student contact hour (the average weekly room hours multiplied by the actual number of students enrolled in the section). The PASSHE classroom guidelines are 37.5 weekly room hours, 67% student station occupancy, and 20 ASF per station.

### *Teaching and Open Laboratories*

Teaching Laboratories are defined as a space used generally for scheduled, credit-bearing instruction that require specialized equipment to serve the needs of a discipline for group instruction, participation, observation, experimentation, or practice. Station sizes in teaching laboratories vary by discipline. Space requirements are calculated with a formula that is like that used to determine classroom space, except that the ASF per station varies by discipline. Open access laboratories are not included in this category nor are labs or studios dedicated to research.

The PASSHE space factor is 50 ASF per student station plus a 25% service factor. The PASSHE guideline includes open laboratory space. This guideline may be appropriate for a global examination of the University's teaching and open laboratory space needs; however, it is not appropriate for the level of planning conducted in this scope of services. It assumes that the rough average of need is approximately 62.5 ASF per student station without consideration as to the concentration of teaching laboratory needs in specific disciplines. For this analysis, the consultants employed a space per student station guideline based on approximately 50 different subject areas.

The scheduled weekly room hour average for teaching laboratories is generally found to be less than scheduled use of classrooms due to the need for preparation time of specialized equipment prior to class. Conversely, the student station occupancy is normally higher as the number enrolled in a laboratory exercise is more closely monitored, safety being a key issue as well as the limitations of faculty observation. In keeping with the spirit of the PASSHE guidelines, the utilization goals of 23 weekly room hours and 70% student station occupancy were used for almost all disciplines.

For certain disciplines in which a variety of laboratories are needed, it is very difficult to achieve over 12 hours of weekly use. At small to medium sized comprehensive universities, it is especially difficult to reach an economy of scale. It is important to understand that the amount of teaching laboratory space required at Millersville may be greater than what these guidelines generate at a master planning level.

### ***Research Laboratories***

Research laboratories (250's) are rooms used for unscheduled laboratory experimentation or training in research methods and observation. The research may be conducted by either faculty or students for both funded and non-funded research. This room type does not have utilization expectations.

The computation of research space is a complex issue, especially for a comprehensive university that is not research intensive. There are different approaches that could be used at the master planning level – a space factor per \$100,000 in research expenditures; or a space factor per research team; or a space factor per tenured/tenure track faculty.

Because research expenditures are not large enough at Millersville to predict an adequate amount of research space, the consultants chose a space factor per full-time faculty in programs that already have some existing research space. Only those programs located on the Main Campus for which there is existing research space or for which non-office based research space is required, are included in the analysis. This approach was patterned after the PASSHE guidelines.

### ***Office Space***

This space category includes private offices, open office areas, conference rooms, and office support spaces. Office support spaces include work rooms, storage spaces directly related to the office functions, copy areas, and file rooms.

The guideline for office space needs is based on employee types and an allocation for office service and conference room needs. Millersville University provided the consultant with staffing information that included the employee's name, organizational unit, job title description (i.e., associate professor, clerk typist, management technician, etc.), and headcount. The consultant organized the information into the major categories.

Using the PASSHE office guidelines as a foundation, the consultant developed guidelines that are more specific to job titles and position. For example, top level administrators such as the President and Provost require larger offices and a greater allocation for conference room and service space. Some units also have a need for additional conference or service space (i.e., Admissions and Financial Aid where record storage is not sufficiently generated by the guidelines), which was reviewed and applied as appropriate by Paulien. The office guidelines include an office or workstation allocation as well as an additional amount for conference and office service space.

### ***Library Space***

Most of the guideline systems for library space utilize one set of factors for collections, another for readers, and a third for service space. PASSHE has a set of library guidelines that are very like guidelines that were historically published by the Association of College and Research Libraries (ACRL) collections guideline and used by CEFPI. There are no national library guidelines currently being published. For this analysis, the Paulien applied a guideline appropriate for Millersville University.

### ***Other Department Space***

The space classified as other department space includes all space types not assigned to one of the other space categories. Examples include:

- Study rooms not in the library
- Locker rooms not specifically for athletics, recreation or physical education
- Demonstration rooms
- Learning center spaces

## *Migration Planning*

- Food facilities
- Media production
- Animal quarters
- Lounges
- Meeting rooms
- Clinic space
- Greenhouses
- Server or telecommunication spaces

Due to the diversity of these spaces and the different ways various campuses might classify these spaces, they are not specifically addressed by recognized guideline systems. PASSHE addresses these space types but only if the space is classified as education and general (E&G) space. The consultants applied a guideline of 5 ASF per student headcount.

### ***Assembly and Exhibit Space***

Assembly and Exhibit Space is defined as any room designed and equipped for the assembly of large numbers of people. This includes theaters, auditoriums, concert halls, and arenas. Exhibit spaces are used for exhibition of materials, works of art, or artifacts intended for general use by students and the public.

Paulien uses a guideline with a core allowance of 22,450 ASF for institutions with a minimum of 5,000 student headcount and an active fine arts program. It then allows for an additional 6 ASF per student headcount over the 5,000 headcount minimum.

### ***Physical Plant***

Physical Plant Space includes room use codes 720 through 765 and excludes parking decks. If central storage space (730s) is not space assigned to and controlled by physical plant operations, it is counted in other space categories such as other academic or administrative department space, library, athletics, or residence life.

From previous studies, the consultants have found that the average percentage used to generate physical plant space needs is approximately 4% to 6%. The PASSHE guideline recommends 5% of all other space excluding physical plant space. For Millersville University the consultant applied the PASSHE guideline.

### ***Physical Education/Student Recreation/Athletics***

This category includes rooms that have space use codes of 520, 523, 525, 670, and 675 which are used for physical education programs, student recreation, and intercollegiate athletics. At many universities these three functions tend to have some sharing of facilities. Because of this overlap, it is sometimes difficult to attribute the space to one area over another. To further confound the issue, the funds used to pay for these types of facilities are very distinct. In the most cases, E&G funds normally pay for the facilities to support the physical education program. Athletic space is normally auxiliary funded, and student recreation space varies between auxiliary and E&G funding depending on the type of institution. Traditionally, the space standards used to generate this type of space covers physical education and student recreation but not athletics. The need for athletic space is based on the number, type, and level of competitive sports played.

Traditionally, the space standards used to generate this type of space covers physical education and student recreation but not athletics. The need for athletic space is based on the number, type, and level of competitive sports played. At Millersville University, the athletic and physical education facilities are E&G funded but student recreation space is auxiliary funded.

PASSHE space standards for physical education and athletics are based upon a core of 50,000 ASF plus 6 ASF per student FTE over 1,500 student FTEs for 520 and 523 space use codes. For 525 space, the space standard is 10,000 ASF plus 6 ASF per student FTE over 2,000 student FTEs. The PASSHE student recreation space standard uses 20,000 ASF as a core and 5 ASF per student FTE over 1,000 student FTEs. This total is then multiplied by 1.15 for the total student recreation space needed. For this analysis, the Paulien applied a guideline appropriate for Millersville University.

Department-level Space Needs Analysis Findings





The following pages show the department-level space needs findings. It shows the current and future space needs analysis.

It should be noted that classroom space needs are not shown in any of the tables as this space type is viewed as a campus resource. Even though existing and guideline space is shown by department, the distinction does not denote space ownership. Instead, the distinction points to the units that generate the demand for space.

## Space Needs Analysis Arts, Humanities, & Social Sciences

### Art & Design

Space Category	2016				Post-Migration			
	Existing ASF	Guideline ASF	Surplus/ (Deficit)	Percent Surplus/	Existing ASF	Guideline ASF	Surplus/ (Deficit)	Percent Surplus/
<b>Education &amp; General (E&amp;G)</b>								
Teaching Laboratories	22,415	13,543	8,872	40%	22,415	13,543	8,872	40%
Open Laboratories & Service	750	1,336	(586)	(78%)	750	1,495	(745)	(99%)
Offices & Service	4,361	3,110	1,251	29%	4,361	3,110	1,251	29%
Assembly & Exhibit	1,672	1,653	19	1%	1,672	1,653	19	1%
Other Department Space	118	114	4	3%	118	119	(1)	(1%)
<b>TOTAL</b>	<b>29,316</b>	<b>19,756</b>	<b>9,560</b>	<b>33%</b>	<b>29,316</b>	<b>19,920</b>	<b>9,396</b>	<b>32%</b>

### Business Administration

Space Category	2016				Post-Migration			
	Existing ASF	Guideline ASF	Surplus/ (Deficit)	Percent Surplus/	Existing ASF	Guideline ASF	Surplus/ (Deficit)	Percent Surplus/
<b>Education &amp; General (E&amp;G)</b>								
Teaching Laboratories	0	1,761	(1,761)	n/a	0	1,761	(1,761)	n/a
Offices & Service	4,925	1,570	3,355	68%	4,925	1,570	3,355	68%
<b>TOTAL</b>	<b>4,925</b>	<b>3,331</b>	<b>1,594</b>	<b>32%</b>	<b>4,925</b>	<b>3,331</b>	<b>1,594</b>	<b>32%</b>

### Communication & Theatre

Space Category	2016				Post-Migration			
	Existing ASF	Guideline ASF	Surplus/ (Deficit)	Percent Surplus/	Existing ASF	Guideline ASF	Surplus/ (Deficit)	Percent Surplus/
<b>Education &amp; General (E&amp;G)</b>								
Teaching Laboratories	1,539	1,365	174	11%	1,539	1,365	174	11%
Offices & Service	4,477	4,180	297	7%	4,477	4,180	297	7%
Assembly & Exhibit	5,320	5,260	60	1%	5,320	5,260	60	1%
Other Department Space	5,878	5,678	200	3%	5,878	5,918	(40)	(1%)
<b>TOTAL</b>	<b>17,214</b>	<b>16,483</b>	<b>731</b>	<b>4%</b>	<b>17,214</b>	<b>16,723</b>	<b>491</b>	<b>3%</b>

## Space Needs Analysis Arts, Humanities, & Social Sciences

*Dean, College of Arts, Humanities, Soc Sci*

Space Category	2016				Post-Migration			
	Existing ASF	Guideline ASF	Surplus/ (Deficit)	Percent Surplus/	Existing ASF	Guideline ASF	Surplus/ (Deficit)	Percent Surplus/
<b>Education &amp; General (E&amp;G)</b>								
Offices & Service	2,199	1,235	964	44%	2,199	1,235	964	44%
Other Department Space	1,715	1,657	58	3%	1,715	1,727	(12)	(1%)
<b>TOTAL</b>	<b>3,914</b>	<b>2,892</b>	<b>1,022</b>	<b>26%</b>	<b>3,914</b>	<b>2,962</b>	<b>952</b>	<b>24%</b>

### *Economics*

Space Category	2016				Post-Migration			
	Existing ASF	Guideline ASF	Surplus/ (Deficit)	Percent Surplus/	Existing ASF	Guideline ASF	Surplus/ (Deficit)	Percent Surplus/
<b>Education &amp; General (E&amp;G)</b>								
Teaching Laboratories	0	618	(618)	n/a	0	618	(618)	n/a
Offices & Service	2,157	1,265	892	41%	2,157	1,265	892	41%
<b>TOTAL</b>	<b>2,157</b>	<b>1,883</b>	<b>274</b>	<b>13%</b>	<b>2,157</b>	<b>1,883</b>	<b>274</b>	<b>13%</b>

### *English*

Space Category	2016				Post-Migration			
	Existing ASF	Guideline ASF	Surplus/ (Deficit)	Percent Surplus/	Existing ASF	Guideline ASF	Surplus/ (Deficit)	Percent Surplus/
<b>Education &amp; General (E&amp;G)</b>								
Teaching Laboratories	0	583	(583)	n/a	0	583	(583)	n/a
Open Laboratories & Service	1,421	2,532	(1,111)	(78%)	0	0	0	n/a
Offices & Service	5,969	4,955	1,014	17%	1,498	4,955	(3,457)	(231%)
<b>TOTAL</b>	<b>7,390</b>	<b>8,070</b>	<b>(680)</b>	<b>(9%)</b>	<b>1,498</b>	<b>5,538</b>	<b>(4,040)</b>	<b>(270%)</b>



## Space Needs Analysis Arts, Humanities, & Social Sciences

### Foreign Languages

Space Category	2016				Post-Migration			
	Existing ASF	Guideline ASF	Surplus/ (Deficit)	Percent Surplus/	Existing ASF	Guideline ASF	Surplus/ (Deficit)	Percent Surplus/
<b>Education &amp; General (E&amp;G)</b>								
Teaching Laboratories	1,942	187	1,755	90%	1,942	187	1,755	90%
Offices & Service	2,697	2,465	232	9%	2,697	2,465	232	9%
<b>TOTAL</b>	<b>4,639</b>	<b>2,652</b>	<b>1,987</b>	<b>43%</b>	<b>4,639</b>	<b>2,652</b>	<b>1,987</b>	<b>43%</b>

### Government & Political Affairs

Space Category	2016				Post-Migration			
	Existing ASF	Guideline ASF	Surplus/ (Deficit)	Percent Surplus/	Existing ASF	Guideline ASF	Surplus/ (Deficit)	Percent Surplus/
<b>Education &amp; General (E&amp;G)</b>								
Offices & Service	1,662	1,600	62	4%	1,662	1,600	62	4%
<b>TOTAL</b>	<b>1,662</b>	<b>1,600</b>	<b>62</b>	<b>4%</b>	<b>1,662</b>	<b>1,600</b>	<b>62</b>	<b>4%</b>

### History

Space Category	2016				Post-Migration			
	Existing ASF	Guideline ASF	Surplus/ (Deficit)	Percent Surplus/	Existing ASF	Guideline ASF	Surplus/ (Deficit)	Percent Surplus/
<b>Education &amp; General (E&amp;G)</b>								
Teaching Laboratories	0	513	(513)	n/a	0	513	(513)	n/a
Offices & Service	3,362	2,435	927	28%	3,362	2,435	927	28%
<b>TOTAL</b>	<b>3,362</b>	<b>2,948</b>	<b>414</b>	<b>12%</b>	<b>3,362</b>	<b>2,948</b>	<b>414</b>	<b>12%</b>

## Space Needs Analysis

### Arts, Humanities, & Social Sciences

#### Management & Marketing

Space Category	2016				Post-Migration			
	Existing ASF	Guideline ASF	Surplus/ (Deficit)	Percent Surplus/	Existing ASF	Guideline ASF	Surplus/ (Deficit)	Percent Surplus/
<b>Education &amp; General (E&amp;G)</b>								
Offices & Service	0	1,445	(1,445)	n/a	0	1,445	(1,445)	n/a
<b>TOTAL</b>	<b>0</b>	<b>1,445</b>	<b>(1,445)</b>	<b>n/a</b>	<b>0</b>	<b>1,445</b>	<b>(1,445)</b>	<b>n/a</b>

#### Military Science

Space Category	2016				Post-Migration			
	Existing ASF	Guideline ASF	Surplus/ (Deficit)	Percent Surplus/	Existing ASF	Guideline ASF	Surplus/ (Deficit)	Percent Surplus/
<b>Education &amp; General (E&amp;G)</b>								
Offices & Service	1,015	1,015	0	0%	1,015	1,015	0	0%
Other Department Space	701	677	24	3%	701	706	(5)	(1%)
<b>TOTAL</b>	<b>1,716</b>	<b>1,692</b>	<b>24</b>	<b>1%</b>	<b>1,716</b>	<b>1,721</b>	<b>(5)</b>	<b>0%</b>

#### Multidisciplinary Studies

Space Category	2016				Post-Migration			
	Existing ASF	Guideline ASF	Surplus/ (Deficit)	Percent Surplus/	Existing ASF	Guideline ASF	Surplus/ (Deficit)	Percent Surplus/
<b>Education &amp; General (E&amp;G)</b>								
Offices & Service	581	0	581	100%	0	0	0	n/a
Other Department Space	644	622	22	3%	0	0	0	n/a
<b>TOTAL</b>	<b>1,225</b>	<b>622</b>	<b>603</b>	<b>49%</b>	<b>0</b>	<b>0</b>	<b>0</b>	<b>n/a</b>

## Space Needs Analysis Arts, Humanities, & Social Sciences

### Music

Space Category	2016				Post-Migration			
	Existing ASF	Guideline ASF	Surplus/ (Deficit)	Percent Surplus/	Existing ASF	Guideline ASF	Surplus/ (Deficit)	Percent Surplus/
<b>Education &amp; General (E&amp;G)</b>								
Teaching Laboratories	6,441	2,800	3,641	57%	4,507	2,800	1,707	38%
Open Laboratories & Service	7,445	13,264	(5,819)	(78%)	7,445	14,844	(7,399)	(99%)
Research Laboratories & Service	1,642	1,600	42	3%	1,642	1,600	42	3%
Offices & Service	6,961	6,000	961	14%	6,961	6,000	961	14%
Assembly & Exhibit	31,451	31,098	353	1%	31,451	31,098	353	1%
Other Department Space	3,650	3,526	124	3%	3,650	3,675	(25)	(1%)
<b>TOTAL</b>	<b>57,590</b>	<b>58,288</b>	<b>(698)</b>	<b>(1%)</b>	<b>55,656</b>	<b>60,017</b>	<b>(4,361)</b>	<b>(8%)</b>

### Philosophy

Space Category	2016				Post-Migration			
	Existing ASF	Guideline ASF	Surplus/ (Deficit)	Percent Surplus/	Existing ASF	Guideline ASF	Surplus/ (Deficit)	Percent Surplus/
<b>Education &amp; General (E&amp;G)</b>								
Offices & Service	1,568	1,140	428	27%	1,568	1,140	428	27%
<b>TOTAL</b>	<b>1,568</b>	<b>1,140</b>	<b>428</b>	<b>27%</b>	<b>1,568</b>	<b>1,140</b>	<b>428</b>	<b>27%</b>

### Sociology/Anthropology

Space Category	2016				Post-Migration			
	Existing ASF	Guideline ASF	Surplus/ (Deficit)	Percent Surplus/	Existing ASF	Guideline ASF	Surplus/ (Deficit)	Percent Surplus/
<b>Education &amp; General (E&amp;G)</b>								
Teaching Laboratories	633	0	633	100%	633	0	633	100%
Research Laboratories & Service	364	400	(36)	(10%)	0	400	(400)	n/a
Offices & Service	2,753	2,340	413	15%	1,583	2,340	(757)	(48%)
Other Department Space	767	741	26	3%	767	772	(5)	(1%)
<b>TOTAL</b>	<b>4,517</b>	<b>3,481</b>	<b>1,036</b>	<b>23%</b>	<b>2,983</b>	<b>3,512</b>	<b>(529)</b>	<b>(18%)</b>

**Space Needs Analysis**  
**Arts, Humanities, & Social Sciences**

*Ware Center*

Space Category	2016				Post-Migration			
	Existing ASF	Guideline ASF	Surplus/ (Deficit)	Percent Surplus/	Existing ASF	Guideline ASF	Surplus/ (Deficit)	Percent Surplus/
Auxiliary/Non-E&G								
Ware Center	30,889	30,889	0	0%	30,889	30,889	0	0%
<b>TOTAL</b>	<b>30,889</b>	<b>30,889</b>	<b>0</b>	<b>0%</b>	<b>30,889</b>	<b>30,889</b>	<b>0</b>	<b>0%</b>

## Space Needs Analysis Education & Human Services

### *Counseling & Human Development*

Space Category	2016				Post-Migration			
	Existing ASF	Guideline ASF	Surplus/ (Deficit)	Percent Surplus/	Existing ASF	Guideline ASF	Surplus/ (Deficit)	Percent Surplus/
<b>Education &amp; General (E&amp;G)</b>								
Offices & Service	2,856	1,110	1,746	61%	2,856	1,110	1,746	61%
<b>TOTAL</b>	<b>2,856</b>	<b>1,110</b>	<b>1,746</b>	<b>61%</b>	<b>2,856</b>	<b>1,110</b>	<b>1,746</b>	<b>61%</b>

### *Dean, College of Education*

Space Category	2016				Post-Migration			
	Existing ASF	Guideline ASF	Surplus/ (Deficit)	Percent Surplus/	Existing ASF	Guideline ASF	Surplus/ (Deficit)	Percent Surplus/
<b>Education &amp; General (E&amp;G)</b>								
Teaching Laboratories	741	0	741	100%	741	0	741	100%
Open Laboratories & Service	1,540	2,744	(1,204)	(78%)	1,540	3,071	(1,531)	(99%)
Offices & Service	9,058	1,620	7,438	82%	9,058	1,620	7,438	82%
Other Department Space	1,264	1,221	43	3%	1,264	1,273	(9)	(1%)
<b>TOTAL</b>	<b>12,603</b>	<b>5,585</b>	<b>7,018</b>	<b>56%</b>	<b>12,603</b>	<b>5,964</b>	<b>6,639</b>	<b>53%</b>

### *Early, Middle & Exceptional Ed*

Space Category	2016				Post-Migration			
	Existing ASF	Guideline ASF	Surplus/ (Deficit)	Percent Surplus/	Existing ASF	Guideline ASF	Surplus/ (Deficit)	Percent Surplus/
<b>Education &amp; General (E&amp;G)</b>								
Teaching Laboratories	0	1,637	(1,637)	n/a	0	1,637	(1,637)	n/a
Offices & Service	4,898	6,120	(1,222)	(25%)	4,898	6,120	(1,222)	(25%)
<b>TOTAL</b>	<b>4,898</b>	<b>7,757</b>	<b>(2,859)</b>	<b>(58%)</b>	<b>4,898</b>	<b>7,757</b>	<b>(2,859)</b>	<b>(58%)</b>

## Space Needs Analysis Education & Human Services

### *Educational Foundations*

Space Category	2016				Post-Migration			
	Existing ASF	Guideline ASF	Surplus/ (Deficit)	Percent Surplus/	Existing ASF	Guideline ASF	Surplus/ (Deficit)	Percent Surplus/
<b>Education &amp; General (E&amp;G)</b>								
Teaching Laboratories	382	2,328	(1,946)	(509%)	382	2,328	(1,946)	(509%)
Offices & Service	6,354	4,335	2,019	32%	6,354	4,335	2,019	32%
<b>TOTAL</b>	<b>6,736</b>	<b>6,663</b>	<b>73</b>	<b>1%</b>	<b>6,736</b>	<b>6,663</b>	<b>73</b>	<b>1%</b>

### *Psychology*

Space Category	2016				Post-Migration			
	Existing ASF	Guideline ASF	Surplus/ (Deficit)	Percent Surplus/	Existing ASF	Guideline ASF	Surplus/ (Deficit)	Percent Surplus/
<b>Education &amp; General (E&amp;G)</b>								
Teaching Laboratories	981	976	5	1%	981	976	5	1%
Open Laboratories & Service	346	616	(270)	(78%)	346	690	(344)	(99%)
Research Laboratories & Service	1,143	1,400	(257)	(22%)	1,143	1,400	(257)	(22%)
Offices & Service	5,332	4,560	772	14%	4,612	4,560	52	1%
Other Department Space	2,489	2,404	85	3%	2,489	2,506	(17)	(1%)
<b>TOTAL</b>	<b>10,291</b>	<b>9,956</b>	<b>335</b>	<b>3%</b>	<b>9,571</b>	<b>10,132</b>	<b>(561)</b>	<b>(6%)</b>

### *Social Work*

Space Category	2016				Post-Migration			
	Existing ASF	Guideline ASF	Surplus/ (Deficit)	Percent Surplus/	Existing ASF	Guideline ASF	Surplus/ (Deficit)	Percent Surplus/
<b>Education &amp; General (E&amp;G)</b>								
Teaching Laboratories	1,981	945	1,036	52%	1,981	945	1,036	52%
Offices & Service	0	2,545	(2,545)	n/a	0	2,545	(2,545)	n/a
<b>TOTAL</b>	<b>1,981</b>	<b>3,490</b>	<b>(1,509)</b>	<b>(76%)</b>	<b>1,981</b>	<b>3,490</b>	<b>(1,509)</b>	<b>(76%)</b>

## Space Needs Analysis Education & Human Services

### *Wellness & Sport Sciences*

Space Category	2016				Post-Migration			
	Existing ASF	Guideline ASF	Surplus/ (Deficit)	Percent Surplus/	Existing ASF	Guideline ASF	Surplus/ (Deficit)	Percent Surplus/
<b>Education &amp; General (E&amp;G)</b>								
Teaching Laboratories	1,034	0	1,034	100%	0	0	0	n/a
Offices & Service	1,728	2,065	(337)	(20%)	1,374	2,065	(691)	(50%)
Athletics, Rec, Intramurals	3,116	4,515	(1,399)	(45%)	3,107	5,629	(2,522)	(81%)
<b>TOTAL</b>	<b>5,878</b>	<b>6,580</b>	<b>(702)</b>	<b>(12%)</b>	<b>4,481</b>	<b>7,694</b>	<b>(3,213)</b>	<b>(72%)</b>

## Space Needs Analysis Science & Technology

### *Applied Engineering, Safety & Technology*

Space Category	2016				Post-Migration			
	Existing ASF	Guideline ASF	Surplus/ (Deficit)	Percent Surplus/	Existing ASF	Guideline ASF	Surplus/ (Deficit)	Percent Surplus/
<b>Education &amp; General (E&amp;G)</b>								
Offices & Service	0	3,910	(3,910)	n/a	0	3,910	(3,910)	n/a
<b>TOTAL</b>	<b>0</b>	<b>3,910</b>	<b>(3,910)</b>	<b>n/a</b>	<b>0</b>	<b>3,910</b>	<b>(3,910)</b>	<b>n/a</b>

### *Biology*

Space Category	2016				Post-Migration			
	Existing ASF	Guideline ASF	Surplus/ (Deficit)	Percent Surplus/	Existing ASF	Guideline ASF	Surplus/ (Deficit)	Percent Surplus/
<b>Education &amp; General (E&amp;G)</b>								
Teaching Laboratories	19,840	12,596	7,244	37%	19,840	12,596	7,244	37%
Open Laboratories & Service	1,053	1,876	(823)	(78%)	1,053	2,100	(1,047)	(99%)
Research Laboratories & Service	6,309	5,600	709	11%	6,309	5,600	709	11%
Offices & Service	4,235	4,870	(635)	(15%)	4,235	4,870	(635)	(15%)
Other Department Space	3,789	3,660	129	3%	3,789	3,815	(26)	(1%)
<b>TOTAL</b>	<b>35,226</b>	<b>28,602</b>	<b>6,624</b>	<b>19%</b>	<b>35,226</b>	<b>28,981</b>	<b>6,245</b>	<b>18%</b>

### *Center Disaster Research/Educ*

Space Category	2016				Post-Migration			
	Existing ASF	Guideline ASF	Surplus/ (Deficit)	Percent Surplus/	Existing ASF	Guideline ASF	Surplus/ (Deficit)	Percent Surplus/
<b>Education &amp; General (E&amp;G)</b>								
Offices & Service	1,145	600	545	48%	0	600	(600)	n/a
<b>TOTAL</b>	<b>1,145</b>	<b>600</b>	<b>545</b>	<b>48%</b>	<b>0</b>	<b>600</b>	<b>(600)</b>	<b>n/a</b>



## Space Needs Analysis Science & Technology

### Chemistry

Space Category	2016				Post-Migration			
	Existing ASF	Guideline ASF	Surplus/ (Deficit)	Percent Surplus/	Existing ASF	Guideline ASF	Surplus/ (Deficit)	Percent Surplus/
<b>Education &amp; General (E&amp;G)</b>								
Teaching Laboratories	12,361	5,026	7,335	59%	12,361	5,026	7,335	59%
Open Laboratories & Service	253	451	(198)	(78%)	253	505	(252)	(100%)
Research Laboratories & Service	3,742	2,600	1,142	31%	3,742	2,600	1,142	31%
Offices & Service	3,712	2,250	1,462	39%	3,712	2,250	1,462	39%
<b>TOTAL</b>	<b>20,068</b>	<b>10,327</b>	<b>9,741</b>	<b>49%</b>	<b>20,068</b>	<b>10,381</b>	<b>9,687</b>	<b>48%</b>

### Computer Science

Space Category	2016				Post-Migration			
	Existing ASF	Guideline ASF	Surplus/ (Deficit)	Percent Surplus/	Existing ASF	Guideline ASF	Surplus/ (Deficit)	Percent Surplus/
<b>Education &amp; General (E&amp;G)</b>								
Teaching Laboratories	4,461	286	4,175	94%	4,461	286	4,175	94%
Offices & Service	1,843	1,540	303	16%	1,843	1,540	303	16%
<b>TOTAL</b>	<b>6,304</b>	<b>1,826</b>	<b>4,478</b>	<b>71%</b>	<b>6,304</b>	<b>1,826</b>	<b>4,478</b>	<b>71%</b>

### Dean, College of Science and Technology

Space Category	2016				Post-Migration			
	Existing ASF	Guideline ASF	Surplus/ (Deficit)	Percent Surplus/	Existing ASF	Guideline ASF	Surplus/ (Deficit)	Percent Surplus/
<b>Education &amp; General (E&amp;G)</b>								
Teaching Laboratories	181	0	181	100%	181	0	181	100%
Offices & Service	1,896	745	1,151	61%	1,896	745	1,151	61%
Other Department Space	1,009	975	34	3%	1,009	1,016	(7)	(1%)
<b>TOTAL</b>	<b>3,086</b>	<b>1,720</b>	<b>1,366</b>	<b>44%</b>	<b>3,086</b>	<b>1,761</b>	<b>1,325</b>	<b>43%</b>

## Space Needs Analysis Science & Technology

### Earth Sciences

Space Category	2016				Post-Migration			
	Existing ASF	Guideline ASF	Surplus/ (Deficit)	Percent Surplus/	Existing ASF	Guideline ASF	Surplus/ (Deficit)	Percent Surplus/
<b>Education &amp; General (E&amp;G)</b>								
Teaching Laboratories	8,794	6,869	1,925	22%	8,794	6,869	1,925	22%
Open Laboratories & Service	350	624	(274)	(78%)	350	698	(348)	(99%)
Offices & Service	3,133	2,580	553	18%	3,133	2,580	553	18%
Other Department Space	121	117	4	3%	121	122	(1)	(1%)
<b>TOTAL</b>	<b>12,398</b>	<b>10,190</b>	<b>2,208</b>	<b>18%</b>	<b>12,398</b>	<b>10,269</b>	<b>2,129</b>	<b>17%</b>

### Geography

Space Category	2016				Post-Migration			
	Existing ASF	Guideline ASF	Surplus/ (Deficit)	Percent Surplus/	Existing ASF	Guideline ASF	Surplus/ (Deficit)	Percent Surplus/
<b>Education &amp; General (E&amp;G)</b>								
Teaching Laboratories	1,430	340	1,090	76%	1,430	340	1,090	76%
Offices & Service	1,383	1,110	273	20%	1,383	1,110	273	20%
<b>TOTAL</b>	<b>2,813</b>	<b>1,450</b>	<b>1,363</b>	<b>48%</b>	<b>2,813</b>	<b>1,450</b>	<b>1,363</b>	<b>48%</b>

### Industry and Technology

Space Category	2016				Post-Migration			
	Existing ASF	Guideline ASF	Surplus/ (Deficit)	Percent Surplus/	Existing ASF	Guideline ASF	Surplus/ (Deficit)	Percent Surplus/
<b>Education &amp; General (E&amp;G)</b>								
Teaching Laboratories	34,170	34,170	0	0%	34,170	34,170	0	0%
Research Laboratories & Service	756	2,100	(1,344)	(178%)	756	2,100	(1,344)	(178%)
Offices & Service	3,912	4,815	(903)	(23%)	3,912	4,815	(903)	(23%)
Physical Plant	109	100	9	8%	109	93	16	15%
Other Department Space	895	865	30	3%	895	901	(6)	(1%)
<b>TOTAL</b>	<b>39,842</b>	<b>42,050</b>	<b>(2,208)</b>	<b>(6%)</b>	<b>39,842</b>	<b>42,079</b>	<b>(2,237)</b>	<b>(6%)</b>

ASF = Assignable Square Feet

## Space Needs Analysis Science & Technology

### Mathematics

Space Category	2016				Post-Migration			
	Existing ASF	Guideline ASF	Surplus/ (Deficit)	Percent Surplus/	Existing ASF	Guideline ASF	Surplus/ (Deficit)	Percent Surplus/
<b>Education &amp; General (E&amp;G)</b>								
Open Laboratories & Service	190	339	(149)	(78%)	190	379	(189)	(99%)
Offices & Service	6,133	4,220	1,913	31%	6,133	4,220	1,913	31%
<b>TOTAL</b>	<b>6,323</b>	<b>4,559</b>	<b>1,764</b>	<b>28%</b>	<b>6,323</b>	<b>4,599</b>	<b>1,724</b>	<b>27%</b>

### Nursing

Space Category	2016				Post-Migration			
	Existing ASF	Guideline ASF	Surplus/ (Deficit)	Percent Surplus/	Existing ASF	Guideline ASF	Surplus/ (Deficit)	Percent Surplus/
<b>Education &amp; General (E&amp;G)</b>								
Teaching Laboratories	1,404	1,046	358	25%	1,404	1,046	358	25%
Offices & Service	1,444	1,715	(271)	(19%)	1,444	1,715	(271)	(19%)
<b>TOTAL</b>	<b>2,848</b>	<b>2,761</b>	<b>87</b>	<b>3%</b>	<b>2,848</b>	<b>2,761</b>	<b>87</b>	<b>3%</b>

### Physics

Space Category	2016				Post-Migration			
	Existing ASF	Guideline ASF	Surplus/ (Deficit)	Percent Surplus/	Existing ASF	Guideline ASF	Surplus/ (Deficit)	Percent Surplus/
<b>Education &amp; General (E&amp;G)</b>								
Teaching Laboratories	6,464	3,144	3,320	51%	6,464	3,144	3,320	51%
Research Laboratories & Service	340	1,000	(660)	(194%)	340	1,000	(660)	(194%)
Offices & Service	108	1,850	(1,742)	#####	108	1,850	(1,742)	#####
<b>TOTAL</b>	<b>6,912</b>	<b>5,994</b>	<b>918</b>	<b>13%</b>	<b>6,912</b>	<b>5,994</b>	<b>918</b>	<b>13%</b>

## Space Needs Analysis Advancement

### *Alumni Engagement*

Space Category	2016				Post-Migration			
	Existing ASF	Guideline ASF	Surplus/ (Deficit)	Percent Surplus/	Existing ASF	Guideline ASF	Surplus/ (Deficit)	Percent Surplus/
Education & General (E&G)								
Offices & Service	1,348	1,115	233	17%	1,348	1,115	233	17%
<b>TOTAL</b>	<b>1,348</b>	<b>1,115</b>	<b>233</b>	<b>17%</b>	<b>1,348</b>	<b>1,115</b>	<b>233</b>	<b>17%</b>

### *Development*

Space Category	2016				Post-Migration			
	Existing ASF	Guideline ASF	Surplus/ (Deficit)	Percent Surplus/	Existing ASF	Guideline ASF	Surplus/ (Deficit)	Percent Surplus/
Education & General (E&G)								
Offices & Service	2,207	180	2,027	92%	1,658	180	1,478	89%
<b>TOTAL</b>	<b>2,207</b>	<b>180</b>	<b>2,027</b>	<b>92%</b>	<b>1,658</b>	<b>180</b>	<b>1,478</b>	<b>89%</b>

### *Research and Data Management*

Space Category	2016				Post-Migration			
	Existing ASF	Guideline ASF	Surplus/ (Deficit)	Percent Surplus/	Existing ASF	Guideline ASF	Surplus/ (Deficit)	Percent Surplus/
Education & General (E&G)								
Offices & Service	468	0	468	100%	468	0	468	100%
Other Department Space	198	191	7	4%	198	199	(1)	(1%)
<b>TOTAL</b>	<b>666</b>	<b>191</b>	<b>475</b>	<b>71%</b>	<b>666</b>	<b>199</b>	<b>467</b>	<b>70%</b>

## Space Needs Analysis Advancement

### *Scheduling & Event Management*

Space Category	2016				Post-Migration			
	Existing ASF	Guideline ASF	Surplus/ (Deficit)	Percent Surplus/	Existing ASF	Guideline ASF	Surplus/ (Deficit)	Percent Surplus/
<b>Education &amp; General (E&amp;G)</b>								
Offices & Service	147	635	(488)	(332%)	147	635	(488)	(332%)
<b>TOTAL</b>	<b>147</b>	<b>635</b>	<b>(488)</b>	<b>(332%)</b>	<b>147</b>	<b>635</b>	<b>(488)</b>	<b>(332%)</b>

### *VP for University Advancement*

Space Category	2016				Post-Migration			
	Existing ASF	Guideline ASF	Surplus/ (Deficit)	Percent Surplus/	Existing ASF	Guideline ASF	Surplus/ (Deficit)	Percent Surplus/
<b>Education &amp; General (E&amp;G)</b>								
Offices & Service	673	1,660	(987)	(147%)	673	1,660	(987)	(147%)
Physical Plant	1,198	1,101	97	8%	1,198	1,017	181	15%
Other Department Space	847	818	29	3%	847	853	(6)	(1%)
<b>TOTAL</b>	<b>2,718</b>	<b>3,579</b>	<b>(861)</b>	<b>(32%)</b>	<b>2,718</b>	<b>3,530</b>	<b>(812)</b>	<b>(30%)</b>

**Space Needs Analysis**  
**Athletics**

*Athletics*

Space Category	2016				Post-Migration			
	Existing ASF	Guideline ASF	Surplus/ (Deficit)	Percent Surplus/	Existing ASF	Guideline ASF	Surplus/ (Deficit)	Percent Surplus/
<b>Education &amp; General (E&amp;G)</b>								
Offices & Service	14,792	8,925	5,867	40%	14,076	8,925	5,151	37%
Athletics, Rec, Intramurals	63,783	92,415	(28,632)	(45%)	61,812	111,976	(50,164)	(81%)
<b>TOTAL</b>	<b>78,575</b>	<b>101,340</b>	<b>(22,765)</b>	<b>(29%)</b>	<b>75,888</b>	<b>120,901</b>	<b>(45,013)</b>	<b>(59%)</b>

## Space Needs Analysis Finance & Administration

### Accounting

Space Category	2016				Post-Migration			
	Existing ASF	Guideline ASF	Surplus/ (Deficit)	Percent Surplus/	Existing ASF	Guideline ASF	Surplus/ (Deficit)	Percent Surplus/
Education & General (E&G)								
Offices & Service	1,607	1,440	167	10%	1,607	1,440	167	10%
<b>TOTAL</b>	<b>1,607</b>	<b>1,440</b>	<b>167</b>	<b>10%</b>	<b>1,607</b>	<b>1,440</b>	<b>167</b>	<b>10%</b>

### Budget

Space Category	2016				Post-Migration			
	Existing ASF	Guideline ASF	Surplus/ (Deficit)	Percent Surplus/	Existing ASF	Guideline ASF	Surplus/ (Deficit)	Percent Surplus/
Education & General (E&G)								
Offices & Service	548	600	(52)	(9%)	548	600	(52)	(9%)
<b>TOTAL</b>	<b>548</b>	<b>600</b>	<b>(52)</b>	<b>(9%)</b>	<b>548</b>	<b>600</b>	<b>(52)</b>	<b>(9%)</b>

### Bursar

Space Category	2016				Post-Migration			
	Existing ASF	Guideline ASF	Surplus/ (Deficit)	Percent Surplus/	Existing ASF	Guideline ASF	Surplus/ (Deficit)	Percent Surplus/
Education & General (E&G)								
Offices & Service	1,940	1,055	885	46%	1,940	1,055	885	46%
<b>TOTAL</b>	<b>1,940</b>	<b>1,055</b>	<b>885</b>	<b>46%</b>	<b>1,940</b>	<b>1,055</b>	<b>885</b>	<b>46%</b>

## Space Needs Analysis Finance & Administration

### *Campus & Community Engagement*

Space Category	2016				Post-Migration			
	Existing ASF	Guideline ASF	Surplus/ (Deficit)	Percent Surplus/	Existing ASF	Guideline ASF	Surplus/ (Deficit)	Percent Surplus/
<b>Education &amp; General (E&amp;G)</b>								
Offices & Service	0	240	(240)	n/a	0	240	(240)	n/a
<b>TOTAL</b>	<b>0</b>	<b>240</b>	<b>(240)</b>	<b>n/a</b>	<b>0</b>	<b>240</b>	<b>(240)</b>	<b>n/a</b>

### *Capital Construction, Contracting and Design*

Space Category	2016				Post-Migration			
	Existing ASF	Guideline ASF	Surplus/ (Deficit)	Percent Surplus/	Existing ASF	Guideline ASF	Surplus/ (Deficit)	Percent Surplus/
<b>Education &amp; General (E&amp;G)</b>								
Offices & Service	3,113	1,530	1,583	51%	3,113	1,530	1,583	51%
<b>TOTAL</b>	<b>3,113</b>	<b>1,530</b>	<b>1,583</b>	<b>51%</b>	<b>3,113</b>	<b>1,530</b>	<b>1,583</b>	<b>51%</b>

### *Dining and Conference Services*

Space Category	2016				Post-Migration			
	Existing ASF	Guideline ASF	Surplus/ (Deficit)	Percent Surplus/	Existing ASF	Guideline ASF	Surplus/ (Deficit)	Percent Surplus/
<b>Education &amp; General (E&amp;G)</b>								
Offices & Service	0	2,805	(2,805)	n/a	0	2,805	(2,805)	n/a
<i>Education &amp; General (E&amp;G) Subtotal</i>	<i>0</i>	<i>2,805</i>	<i>(2,805)</i>	<i>n/a</i>	<i>0</i>	<i>2,805</i>	<i>(2,805)</i>	<i>n/a</i>
<b>Auxiliary/Non-E&amp;G</b>								
Student Center	13,289	12,600	689	5%	13,289	12,766	523	4%
Dining & Conference	68,889	68,889	0	0%	68,889	68,889	0	0%
Creek Lodge	4,034	4,167	(133)	(3%)	4,034	4,167	(133)	(3%)
<i>Auxiliary/Non-E&amp;G Subtotal</i>	<i>86,212</i>	<i>85,656</i>	<i>556</i>	<i>1%</i>	<i>86,212</i>	<i>85,822</i>	<i>390</i>	<i>0%</i>
<b>TOTAL</b>	<b>86,212</b>	<b>88,461</b>	<b>(2,249)</b>	<b>(3%)</b>	<b>86,212</b>	<b>88,627</b>	<b>(2,415)</b>	<b>(3%)</b>



## Space Needs Analysis Finance & Administration

### Facilities Management

Space Category	2016				Post-Migration			
	Existing ASF	Guideline ASF	Surplus/ (Deficit)	Percent Surplus/	Existing ASF	Guideline ASF	Surplus/ (Deficit)	Percent Surplus/
<b>Education &amp; General (E&amp;G)</b>								
Offices & Service	6,231	0	6,231	100%	6,231	0	6,231	100%
Physical Plant	45,288	41,613	3,675	8%	43,853	37,208	6,645	15%
Other Department Space	3,055	2,951	104	3%	3,055	3,076	(21)	(1%)
<b>TOTAL</b>	<b>54,574</b>	<b>44,564</b>	<b>10,010</b>	<b>18%</b>	<b>53,139</b>	<b>40,284</b>	<b>12,855</b>	<b>24%</b>

### Finance & Administration

Space Category	2016				Post-Migration			
	Existing ASF	Guideline ASF	Surplus/ (Deficit)	Percent Surplus/	Existing ASF	Guideline ASF	Surplus/ (Deficit)	Percent Surplus/
<b>Education &amp; General (E&amp;G)</b>								
Offices & Service	0	665	(665)	n/a	0	665	(665)	n/a
<b>TOTAL</b>	<b>0</b>	<b>665</b>	<b>(665)</b>	<b>n/a</b>	<b>0</b>	<b>665</b>	<b>(665)</b>	<b>n/a</b>

### General Services

Space Category	2016				Post-Migration			
	Existing ASF	Guideline ASF	Surplus/ (Deficit)	Percent Surplus/	Existing ASF	Guideline ASF	Surplus/ (Deficit)	Percent Surplus/
<b>Education &amp; General (E&amp;G)</b>								
Offices & Service	452	0	452	100%	452	0	452	100%
<b>TOTAL</b>	<b>452</b>	<b>0</b>	<b>452</b>	<b>100%</b>	<b>452</b>	<b>0</b>	<b>452</b>	<b>100%</b>

## Space Needs Analysis Finance & Administration

### *Housekeeping & Grounds*

Space Category	2016				Post-Migration			
	Existing ASF	Guideline ASF	Surplus/ (Deficit)	Percent Surplus/	Existing ASF	Guideline ASF	Surplus/ (Deficit)	Percent Surplus/
Education & General (E&G)								
Offices & Service	0	395	(395)	n/a	0	395	(395)	n/a
<b>TOTAL</b>	<b>0</b>	<b>395</b>	<b>(395)</b>	<b>n/a</b>	<b>0</b>	<b>395</b>	<b>(395)</b>	<b>n/a</b>

### *Human Resources*

Space Category	2016				Post-Migration			
	Existing ASF	Guideline ASF	Surplus/ (Deficit)	Percent Surplus/	Existing ASF	Guideline ASF	Surplus/ (Deficit)	Percent Surplus/
Education & General (E&G)								
Offices & Service	2,832	2,790	42	1%	2,832	2,790	42	1%
<b>TOTAL</b>	<b>2,832</b>	<b>2,790</b>	<b>42</b>	<b>1%</b>	<b>2,832</b>	<b>2,790</b>	<b>42</b>	<b>1%</b>

### *Maintenance Operations*

Space Category	2016				Post-Migration			
	Existing ASF	Guideline ASF	Surplus/ (Deficit)	Percent Surplus/	Existing ASF	Guideline ASF	Surplus/ (Deficit)	Percent Surplus/
Education & General (E&G)								
Offices & Service	0	240	(240)	n/a	0	240	(240)	n/a
<b>TOTAL</b>	<b>0</b>	<b>240</b>	<b>(240)</b>	<b>n/a</b>	<b>0</b>	<b>240</b>	<b>(240)</b>	<b>n/a</b>

## Space Needs Analysis Finance & Administration

### *Materials Control*

Space Category	2016				Post-Migration			
	Existing ASF	Guideline ASF	Surplus/ (Deficit)	Percent Surplus/	Existing ASF	Guideline ASF	Surplus/ (Deficit)	Percent Surplus/
Education & General (E&G) Offices & Service	0	240	(240)	n/a	0	240	(240)	n/a
<b>TOTAL</b>	<b>0</b>	<b>240</b>	<b>(240)</b>	<b>n/a</b>	<b>0</b>	<b>240</b>	<b>(240)</b>	<b>n/a</b>

### *Payroll*

Space Category	2016				Post-Migration			
	Existing ASF	Guideline ASF	Surplus/ (Deficit)	Percent Surplus/	Existing ASF	Guideline ASF	Surplus/ (Deficit)	Percent Surplus/
Education & General (E&G) Offices & Service	855	0	855	100%	855	0	855	100%
<b>TOTAL</b>	<b>855</b>	<b>0</b>	<b>855</b>	<b>100%</b>	<b>855</b>	<b>0</b>	<b>855</b>	<b>100%</b>

### *Public Grants & Corporate Partnerships*

Space Category	2016				Post-Migration			
	Existing ASF	Guideline ASF	Surplus/ (Deficit)	Percent Surplus/	Existing ASF	Guideline ASF	Surplus/ (Deficit)	Percent Surplus/
Education & General (E&G) Offices & Service	134	0	134	100%	134	0	134	100%
<b>TOTAL</b>	<b>134</b>	<b>0</b>	<b>134</b>	<b>100%</b>	<b>134</b>	<b>0</b>	<b>134</b>	<b>100%</b>

## Space Needs Analysis Finance & Administration

### *Purchasing*

Space Category	2016				Post-Migration			
	Existing ASF	Guideline ASF	Surplus/ (Deficit)	Percent Surplus/	Existing ASF	Guideline ASF	Surplus/ (Deficit)	Percent Surplus/
<b>Education &amp; General (E&amp;G)</b>								
Offices & Service	1,333	755	578	43%	1,333	755	578	43%
Physical Plant	3,395	3,120	275	8%	3,395	2,881	514	15%
<b>TOTAL</b>	<b>4,728</b>	<b>3,875</b>	<b>853</b>	<b>18%</b>	<b>4,728</b>	<b>3,636</b>	<b>1,092</b>	<b>23%</b>

### *Teaching & Learning Services*

Space Category	2016				Post-Migration			
	Existing ASF	Guideline ASF	Surplus/ (Deficit)	Percent Surplus/	Existing ASF	Guideline ASF	Surplus/ (Deficit)	Percent Surplus/
<b>Education &amp; General (E&amp;G)</b>								
Offices & Service	0	600	(600)	n/a	0	600	(600)	n/a
<b>TOTAL</b>	<b>0</b>	<b>600</b>	<b>(600)</b>	<b>n/a</b>	<b>0</b>	<b>600</b>	<b>(600)</b>	<b>n/a</b>

### *University Services*

Space Category	2016				Post-Migration			
	Existing ASF	Guideline ASF	Surplus/ (Deficit)	Percent Surplus/	Existing ASF	Guideline ASF	Surplus/ (Deficit)	Percent Surplus/
<b>Education &amp; General (E&amp;G)</b>								
Offices & Service	516	0	516	100%	516	0	516	100%
Other Department Space	6,328	6,113	215	3%	6,328	6,371	(43)	(1%)
<b>TOTAL</b>	<b>6,844</b>	<b>6,113</b>	<b>731</b>	<b>11%</b>	<b>6,844</b>	<b>6,371</b>	<b>473</b>	<b>7%</b>

## Space Needs Analysis Finance & Administration

*Vice President for Finance and Administration*

Space Category	2016				Post-Migration			
	Existing ASF	Guideline ASF	Surplus/ (Deficit)	Percent Surplus/	Existing ASF	Guideline ASF	Surplus/ (Deficit)	Percent Surplus/
Education & General (E&G)								
Offices & Service	2,333	395	1,938	83%	2,333	395	1,938	83%
<b>TOTAL</b>	<b>2,333</b>	<b>395</b>	<b>1,938</b>	<b>83%</b>	<b>2,333</b>	<b>395</b>	<b>1,938</b>	<b>83%</b>

## Space Needs Analysis Information Technology

### *Information Technology*

Space Category	2016				Post-Migration			
	Existing ASF	Guideline ASF	Surplus/ (Deficit)	Percent Surplus/	Existing ASF	Guideline ASF	Surplus/ (Deficit)	Percent Surplus/
<b>Education &amp; General (E&amp;G)</b>								
Teaching Laboratories	2,598	0	2,598	100%	2,598	0	2,598	100%
Offices & Service	7,782	6,405	1,377	18%	7,315	6,405	910	12%
Other Department Space	3,365	3,250	115	3%	3,365	3,388	(23)	(1%)
<b>TOTAL</b>	<b>13,745</b>	<b>9,655</b>	<b>4,090</b>	<b>30%</b>	<b>13,278</b>	<b>9,793</b>	<b>3,485</b>	<b>26%</b>

### *Technology Assistance Center*

Space Category	2016				Post-Migration			
	Existing ASF	Guideline ASF	Surplus/ (Deficit)	Percent Surplus/	Existing ASF	Guideline ASF	Surplus/ (Deficit)	Percent Surplus/
<b>Education &amp; General (E&amp;G)</b>								
Offices & Service	401	1,085	(684)	(171%)	0	1,085	(1,085)	n/a
<b>TOTAL</b>	<b>401</b>	<b>1,085</b>	<b>(684)</b>	<b>(171%)</b>	<b>0</b>	<b>1,085</b>	<b>(1,085)</b>	<b>n/a</b>

### *Vice President for Information Technology*

Space Category	2016				Post-Migration			
	Existing ASF	Guideline ASF	Surplus/ (Deficit)	Percent Surplus/	Existing ASF	Guideline ASF	Surplus/ (Deficit)	Percent Surplus/
<b>Education &amp; General (E&amp;G)</b>								
Offices & Service	1,522	0	1,522	100%	1,522	0	1,522	100%
<b>TOTAL</b>	<b>1,522</b>	<b>0</b>	<b>1,522</b>	<b>100%</b>	<b>1,522</b>	<b>0</b>	<b>1,522</b>	<b>100%</b>

## Space Needs Analysis Library

### University Library

Space Category	2016				Post-Migration			
	Existing ASF	Guideline ASF	Surplus/ (Deficit)	Percent Surplus/	Existing ASF	Guideline ASF	Surplus/ (Deficit)	Percent Surplus/
Education & General (E&G) Library	78,979	80,000	(1,021)	(1%)	78,979	80,000	(1,021)	(1%)
<b>TOTAL</b>	<b>78,979</b>	<b>80,000</b>	<b>(1,021)</b>	<b>(1%)</b>	<b>78,979</b>	<b>80,000</b>	<b>(1,021)</b>	<b>(1%)</b>

## Space Needs Analysis President

### *Office of the President*

Space Category	2016				Post-Migration			
	Existing ASF	Guideline ASF	Surplus/ (Deficit)	Percent Surplus/	Existing ASF	Guideline ASF	Surplus/ (Deficit)	Percent Surplus/
<b>Education &amp; General (E&amp;G)</b>								
Offices & Service	3,021	1,085	1,936	64%	3,021	1,085	1,936	64%
President's Residence	6,416	6,416	0	0%	6,416	6,416	0	0%
<b>TOTAL</b>	<b>9,437</b>	<b>7,501</b>	<b>1,936</b>	<b>21%</b>	<b>9,437</b>	<b>7,501</b>	<b>1,936</b>	<b>21%</b>

### *Social Equity*

Space Category	2016				Post-Migration			
	Existing ASF	Guideline ASF	Surplus/ (Deficit)	Percent Surplus/	Existing ASF	Guideline ASF	Surplus/ (Deficit)	Percent Surplus/
<b>Education &amp; General (E&amp;G)</b>								
Offices & Service	1,426	0	1,426	100%	1,426	0	1,426	100%
<b>TOTAL</b>	<b>1,426</b>	<b>0</b>	<b>1,426</b>	<b>100%</b>	<b>1,426</b>	<b>0</b>	<b>1,426</b>	<b>100%</b>



## Space Needs Analysis Provost & VP for Academic Affairs

### *Academic & Student Development*

Space Category	2016				Post-Migration			
	Existing ASF	Guideline ASF	Surplus/ (Deficit)	Percent Surplus/	Existing ASF	Guideline ASF	Surplus/ (Deficit)	Percent Surplus/
Education & General (E&G) Offices & Service	1,067	740	327	31%	1,067	740	327	31%
<b>TOTAL</b>	<b>1,067</b>	<b>740</b>	<b>327</b>	<b>31%</b>	<b>1,067</b>	<b>740</b>	<b>327</b>	<b>31%</b>

### *Assessment-Planning/Institutional Research*

Space Category	2016				Post-Migration			
	Existing ASF	Guideline ASF	Surplus/ (Deficit)	Percent Surplus/	Existing ASF	Guideline ASF	Surplus/ (Deficit)	Percent Surplus/
Education & General (E&G) Offices & Service	1,114	575	539	48%	1,114	575	539	48%
<b>TOTAL</b>	<b>1,114</b>	<b>575</b>	<b>539</b>	<b>48%</b>	<b>1,114</b>	<b>575</b>	<b>539</b>	<b>48%</b>

### *Center for Public Scholarship and Social Change*

Space Category	2016				Post-Migration			
	Existing ASF	Guideline ASF	Surplus/ (Deficit)	Percent Surplus/	Existing ASF	Guideline ASF	Surplus/ (Deficit)	Percent Surplus/
Education & General (E&G) Offices & Service	223	0	223	100%	223	0	223	100%
<b>TOTAL</b>	<b>223</b>	<b>0</b>	<b>223</b>	<b>100%</b>	<b>223</b>	<b>0</b>	<b>223</b>	<b>100%</b>

## Space Needs Analysis Provost & VP for Academic Affairs

### *Civic and Community Engagement and Research*

Space Category	2016				Post-Migration			
	Existing ASF	Guideline ASF	Surplus/ (Deficit)	Percent Surplus/	Existing ASF	Guideline ASF	Surplus/ (Deficit)	Percent Surplus/
Education & General (E&G) Offices & Service	2,641	155	2,486	94%	2,641	155	2,486	94%
<b>TOTAL</b>	<b>2,641</b>	<b>155</b>	<b>2,486</b>	<b>94%</b>	<b>2,641</b>	<b>155</b>	<b>2,486</b>	<b>94%</b>

### *Experiential Learning & Career Management*

Space Category	2016				Post-Migration			
	Existing ASF	Guideline ASF	Surplus/ (Deficit)	Percent Surplus/	Existing ASF	Guideline ASF	Surplus/ (Deficit)	Percent Surplus/
Education & General (E&G) Offices & Service	1,419	1,475	(56)	(4%)	571	1,475	(904)	(158%)
<b>TOTAL</b>	<b>1,419</b>	<b>1,475</b>	<b>(56)</b>	<b>(4%)</b>	<b>571</b>	<b>1,475</b>	<b>(904)</b>	<b>(158%)</b>

### *Field Services*

Space Category	2016				Post-Migration			
	Existing ASF	Guideline ASF	Surplus/ (Deficit)	Percent Surplus/	Existing ASF	Guideline ASF	Surplus/ (Deficit)	Percent Surplus/
Education & General (E&G) Offices & Service	0	310	(310)	n/a	0	310	(310)	n/a
<b>TOTAL</b>	<b>0</b>	<b>310</b>	<b>(310)</b>	<b>n/a</b>	<b>0</b>	<b>310</b>	<b>(310)</b>	<b>n/a</b>

## Space Needs Analysis Provost & VP for Academic Affairs

### *Global Education and Partnerships*

Space Category	2016				Post-Migration			
	Existing ASF	Guideline ASF	Surplus/ (Deficit)	Percent Surplus/	Existing ASF	Guideline ASF	Surplus/ (Deficit)	Percent Surplus/
Education & General (E&G)								
Offices & Service	2,822	1,255	1,567	56%	2,822	1,255	1,567	56%
<b>TOTAL</b>	<b>2,822</b>	<b>1,255</b>	<b>1,567</b>	<b>56%</b>	<b>2,822</b>	<b>1,255</b>	<b>1,567</b>	<b>56%</b>

### *Graduate Studies & Adult Lrn*

Space Category	2016				Post-Migration			
	Existing ASF	Guideline ASF	Surplus/ (Deficit)	Percent Surplus/	Existing ASF	Guideline ASF	Surplus/ (Deficit)	Percent Surplus/
Education & General (E&G)								
Offices & Service	3,678	1,250	2,428	66%	3,678	1,250	2,428	66%
<b>TOTAL</b>	<b>3,678</b>	<b>1,250</b>	<b>2,428</b>	<b>66%</b>	<b>3,678</b>	<b>1,250</b>	<b>2,428</b>	<b>66%</b>

### *Honors College*

Space Category	2016				Post-Migration			
	Existing ASF	Guideline ASF	Surplus/ (Deficit)	Percent Surplus/	Existing ASF	Guideline ASF	Surplus/ (Deficit)	Percent Surplus/
Education & General (E&G)								
Offices & Service	881	155	726	82%	881	155	726	82%
<b>TOTAL</b>	<b>881</b>	<b>155</b>	<b>726</b>	<b>82%</b>	<b>881</b>	<b>155</b>	<b>726</b>	<b>82%</b>

## Space Needs Analysis Provost & VP for Academic Affairs

### *Learning Services/Disability*

Space Category	2016				Post-Migration			
	Existing ASF	Guideline ASF	Surplus/ (Deficit)	Percent Surplus/	Existing ASF	Guideline ASF	Surplus/ (Deficit)	Percent Surplus/
Education & General (E&G) Offices & Service	2,530	395	2,135	84%	2,530	395	2,135	84%
<b>TOTAL</b>	<b>2,530</b>	<b>395</b>	<b>2,135</b>	<b>84%</b>	<b>2,530</b>	<b>395</b>	<b>2,135</b>	<b>84%</b>

### *Migrant Education*

Space Category	2016				Post-Migration			
	Existing ASF	Guideline ASF	Surplus/ (Deficit)	Percent Surplus/	Existing ASF	Guideline ASF	Surplus/ (Deficit)	Percent Surplus/
Education & General (E&G) Offices & Service	0	1,305	(1,305)	n/a	0	1,305	(1,305)	n/a
<b>TOTAL</b>	<b>0</b>	<b>1,305</b>	<b>(1,305)</b>	<b>n/a</b>	<b>0</b>	<b>1,305</b>	<b>(1,305)</b>	<b>n/a</b>

### *Online Programs*

Space Category	2016				Post-Migration			
	Existing ASF	Guideline ASF	Surplus/ (Deficit)	Percent Surplus/	Existing ASF	Guideline ASF	Surplus/ (Deficit)	Percent Surplus/
Education & General (E&G) Offices & Service	0	575	(575)	n/a	0	575	(575)	n/a
<b>TOTAL</b>	<b>0</b>	<b>575</b>	<b>(575)</b>	<b>n/a</b>	<b>0</b>	<b>575</b>	<b>(575)</b>	<b>n/a</b>

## Space Needs Analysis Provost & VP for Academic Affairs

### *Planning Assessment & Analysis*

Space Category	2016				Post-Migration			
	Existing ASF	Guideline ASF	Surplus/ (Deficit)	Percent Surplus/	Existing ASF	Guideline ASF	Surplus/ (Deficit)	Percent Surplus/
Education & General (E&G)								
Offices & Service	0	635	(635)	n/a	0	635	(635)	n/a
<b>TOTAL</b>	<b>0</b>	<b>635</b>	<b>(635)</b>	<b>n/a</b>	<b>0</b>	<b>635</b>	<b>(635)</b>	<b>n/a</b>

### *Provost/Vice President for Academic Affairs*

Space Category	2016				Post-Migration			
	Existing ASF	Guideline ASF	Surplus/ (Deficit)	Percent Surplus/	Existing ASF	Guideline ASF	Surplus/ (Deficit)	Percent Surplus/
Education & General (E&G)								
Offices & Service	1,400	1,190	210	15%	1,400	1,190	210	15%
<b>TOTAL</b>	<b>1,400</b>	<b>1,190</b>	<b>210</b>	<b>15%</b>	<b>1,400</b>	<b>1,190</b>	<b>210</b>	<b>15%</b>

### *Sponsored Programs & Research Admin*

Space Category	2016				Post-Migration			
	Existing ASF	Guideline ASF	Surplus/ (Deficit)	Percent Surplus/	Existing ASF	Guideline ASF	Surplus/ (Deficit)	Percent Surplus/
Education & General (E&G)								
Offices & Service	0	395	(395)	n/a	0	395	(395)	n/a
<b>TOTAL</b>	<b>0</b>	<b>395</b>	<b>(395)</b>	<b>n/a</b>	<b>0</b>	<b>395</b>	<b>(395)</b>	<b>n/a</b>

## Space Needs Analysis Provost & VP for Academic Affairs

### *Veterans Resource Center*

Space Category	2016				Post-Migration			
	Existing ASF	Guideline ASF	Surplus/ (Deficit)	Percent Surplus/	Existing ASF	Guideline ASF	Surplus/ (Deficit)	Percent Surplus/
Education & General (E&G)								
Offices & Service	2,452	180	2,272	93%	2,452	180	2,272	93%
<b>TOTAL</b>	<b>2,452</b>	<b>180</b>	<b>2,272</b>	<b>93%</b>	<b>2,452</b>	<b>180</b>	<b>2,272</b>	<b>93%</b>

### *Volunteer Central*

Space Category	2016				Post-Migration			
	Existing ASF	Guideline ASF	Surplus/ (Deficit)	Percent Surplus/	Existing ASF	Guideline ASF	Surplus/ (Deficit)	Percent Surplus/
Education & General (E&G)								
Offices & Service	193	0	193	100%	193	0	193	100%
<b>TOTAL</b>	<b>193</b>	<b>0</b>	<b>193</b>	<b>100%</b>	<b>193</b>	<b>0</b>	<b>193</b>	<b>100%</b>

## Space Needs Analysis Student Affairs & Enrollment Mgmt

### Admissions

Space Category	2016				Post-Migration			
	Existing ASF	Guideline ASF	Surplus/ (Deficit)	Percent Surplus/	Existing ASF	Guideline ASF	Surplus/ (Deficit)	Percent Surplus/
<b>Education &amp; General (E&amp;G)</b>								
Offices & Service	4,426	3,800	626	14%	4,426	3,800	626	14%
<b>TOTAL</b>	<b>4,426</b>	<b>3,800</b>	<b>626</b>	<b>14%</b>	<b>4,426</b>	<b>3,800</b>	<b>626</b>	<b>14%</b>

### Campus Recreation

Space Category	2016				Post-Migration			
	Existing ASF	Guideline ASF	Surplus/ (Deficit)	Percent Surplus/	Existing ASF	Guideline ASF	Surplus/ (Deficit)	Percent Surplus/
<b>Education &amp; General (E&amp;G)</b>								
Offices & Service	2,882	155	2,727	95%	1,507	155	1,352	90%
Athletics, Rec, Intramurals	15,167	21,975	(6,808)	(45%)	718	1,301	(583)	(81%)
<i>Education &amp; General (E&amp;G) Subtotal</i>	<i>18,049</i>	<i>22,130</i>	<i>(4,081)</i>	<i>(23%)</i>	<i>2,225</i>	<i>1,456</i>	<i>769</i>	<i>35%</i>
<b>Auxiliary/Non-E&amp;G</b>								
Student Center	833	790	43	5%	833	800	33	4%
<i>Auxiliary/Non-E&amp;G Subtotal</i>	<i>833</i>	<i>790</i>	<i>43</i>	<i>5%</i>	<i>833</i>	<i>800</i>	<i>33</i>	<i>4%</i>
<b>TOTAL</b>	<b>18,882</b>	<b>22,920</b>	<b>(4,038)</b>	<b>(21%)</b>	<b>3,058</b>	<b>2,256</b>	<b>802</b>	<b>26%</b>

### Center Health Education & Promotion

Space Category	2016				Post-Migration			
	Existing ASF	Guideline ASF	Surplus/ (Deficit)	Percent Surplus/	Existing ASF	Guideline ASF	Surplus/ (Deficit)	Percent Surplus/
<b>Education &amp; General (E&amp;G)</b>								
Offices & Service	1,608	240	1,368	85%	1,608	240	1,368	85%
<b>TOTAL</b>	<b>1,608</b>	<b>240</b>	<b>1,368</b>	<b>85%</b>	<b>1,608</b>	<b>240</b>	<b>1,368</b>	<b>85%</b>

## Space Needs Analysis Student Affairs & Enrollment Mgmt

### *Commuting Student Lounge*

Space Category	2016				Post-Migration			
	Existing ASF	Guideline ASF	Surplus/ (Deficit)	Percent Surplus/	Existing ASF	Guideline ASF	Surplus/ (Deficit)	Percent Surplus/
Auxiliary/Non-E&G								
Student Center	1,525	1,446	79	5%	0	0	0	n/a
<b>TOTAL</b>	<b>1,525</b>	<b>1,446</b>	<b>79</b>	<b>5%</b>	<b>0</b>	<b>0</b>	<b>0</b>	<b>n/a</b>

### *Financial Aid*

Space Category	2016				Post-Migration			
	Existing ASF	Guideline ASF	Surplus/ (Deficit)	Percent Surplus/	Existing ASF	Guideline ASF	Surplus/ (Deficit)	Percent Surplus/
Education & General (E&G)								
Offices & Service	2,397	1,410	987	41%	2,397	1,410	987	41%
<b>TOTAL</b>	<b>2,397</b>	<b>1,410</b>	<b>987</b>	<b>41%</b>	<b>2,397</b>	<b>1,410</b>	<b>987</b>	<b>41%</b>

### *Housing & Residential Programs*

Space Category	2016				Post-Migration			
	Existing ASF	Guideline ASF	Surplus/ (Deficit)	Percent Surplus/	Existing ASF	Guideline ASF	Surplus/ (Deficit)	Percent Surplus/
Education & General (E&G)								
Offices & Service	0	1,940	(1,940)	n/a	0	1,940	(1,940)	n/a
<b>TOTAL</b>	<b>0</b>	<b>1,940</b>	<b>(1,940)</b>	<b>n/a</b>	<b>0</b>	<b>1,940</b>	<b>(1,940)</b>	<b>n/a</b>
<i>Residence Life</i>	394,739				394,739			



## Space Needs Analysis Student Affairs & Enrollment Mgmt

### Lancaster Partnership Program

Space Category	2016				Post-Migration			
	Existing ASF	Guideline ASF	Surplus/ (Deficit)	Percent Surplus/	Existing ASF	Guideline ASF	Surplus/ (Deficit)	Percent Surplus/
<b>Education &amp; General (E&amp;G)</b>								
Offices & Service	668	0	668	100%	0	0	0	n/a
<b>TOTAL</b>	<b>668</b>	<b>0</b>	<b>668</b>	<b>100%</b>	<b>0</b>	<b>0</b>	<b>0</b>	<b>n/a</b>

### Registrar

Space Category	2016				Post-Migration			
	Existing ASF	Guideline ASF	Surplus/ (Deficit)	Percent Surplus/	Existing ASF	Guideline ASF	Surplus/ (Deficit)	Percent Surplus/
<b>Education &amp; General (E&amp;G)</b>								
Offices & Service	2,937	1,520	1,417	48%	2,937	1,520	1,417	48%
Other Department Space	240	232	8	3%	240	242	(2)	(1%)
<b>TOTAL</b>	<b>3,177</b>	<b>1,752</b>	<b>1,425</b>	<b>45%</b>	<b>3,177</b>	<b>1,762</b>	<b>1,415</b>	<b>45%</b>

### Student Health Services

Space Category	2016				Post-Migration			
	Existing ASF	Guideline ASF	Surplus/ (Deficit)	Percent Surplus/	Existing ASF	Guideline ASF	Surplus/ (Deficit)	Percent Surplus/
<b>Education &amp; General (E&amp;G)</b>								
Offices & Service	0	395	(395)	n/a	0	395	(395)	n/a
Student Health Care	6,746	7,927	(1,181)	(18%)	6,746	7,927	(1,181)	(18%)
<b>TOTAL</b>	<b>6,746</b>	<b>8,322</b>	<b>(1,576)</b>	<b>(23%)</b>	<b>6,746</b>	<b>8,322</b>	<b>(1,576)</b>	<b>(23%)</b>

## Space Needs Analysis Student Affairs & Enrollment Mgmt

### Student Programs

Space Category	2016				Post-Migration			
	Existing ASF	Guideline ASF	Surplus/ (Deficit)	Percent Surplus/	Existing ASF	Guideline ASF	Surplus/ (Deficit)	Percent Surplus/
<b>Education &amp; General (E&amp;G)</b>								
Offices & Service	0	1,185	(1,185)	n/a	0	1,185	(1,185)	n/a
Other Department Space	1,021	986	35	3%	0	0	0	n/a
<i>Education &amp; General (E&amp;G) Subtotal</i>	<i>1,021</i>	<i>2,171</i>	<i>(1,150)</i>	<i>(113%)</i>	<i>0</i>	<i>1,185</i>	<i>(1,185)</i>	<i>n/a</i>
<b>Auxiliary/Non-E&amp;G</b>								
Student Center	8,801	8,345	456	5%	8,801	8,455	346	4%
<i>Auxiliary/Non-E&amp;G Subtotal</i>	<i>8,801</i>	<i>8,345</i>	<i>456</i>	<i>5%</i>	<i>8,801</i>	<i>8,455</i>	<i>346</i>	<i>4%</i>
<b>TOTAL</b>	<b>9,822</b>	<b>10,516</b>	<b>(694)</b>	<b>(7%)</b>	<b>8,801</b>	<b>9,640</b>	<b>(839)</b>	<b>(10%)</b>

### Student Services

Space Category	2016				Post-Migration			
	Existing ASF	Guideline ASF	Surplus/ (Deficit)	Percent Surplus/	Existing ASF	Guideline ASF	Surplus/ (Deficit)	Percent Surplus/
<b>Education &amp; General (E&amp;G)</b>								
Offices & Service	0	2,955	(2,955)	n/a	0	2,955	(2,955)	n/a
<i>Education &amp; General (E&amp;G) Subtotal</i>	<i>0</i>	<i>2,955</i>	<i>(2,955)</i>	<i>n/a</i>	<i>0</i>	<i>2,955</i>	<i>(2,955)</i>	<i>n/a</i>
<b>Auxiliary/Non-E&amp;G</b>								
Student Center	92,449	87,656	4,793	5%	92,449	88,813	3,636	4%
<i>Auxiliary/Non-E&amp;G Subtotal</i>	<i>92,449</i>	<i>87,656</i>	<i>4,793</i>	<i>5%</i>	<i>92,449</i>	<i>88,813</i>	<i>3,636</i>	<i>4%</i>
<b>TOTAL</b>	<b>92,449</b>	<b>90,611</b>	<b>1,838</b>	<b>2%</b>	<b>92,449</b>	<b>91,768</b>	<b>681</b>	<b>1%</b>

## Space Needs Analysis Student Affairs & Enrollment Mgmt

### *Student Success & Retention*

Space Category	2016				Post-Migration			
	Existing ASF	Guideline ASF	Surplus/ (Deficit)	Percent Surplus/	Existing ASF	Guideline ASF	Surplus/ (Deficit)	Percent Surplus/
Education & General (E&G)								
Offices & Service	831	1,030	(199)	(24%)	0	1,030	(1,030)	n/a
<b>TOTAL</b>	<b>831</b>	<b>1,030</b>	<b>(199)</b>	<b>(24%)</b>	<b>0</b>	<b>1,030</b>	<b>(1,030)</b>	<b>n/a</b>

### *University Communications and Marketing*

Space Category	2016				Post-Migration			
	Existing ASF	Guideline ASF	Surplus/ (Deficit)	Percent Surplus/	Existing ASF	Guideline ASF	Surplus/ (Deficit)	Percent Surplus/
Education & General (E&G)								
Offices & Service	1,916	1,355	561	29%	1,916	1,355	561	29%
<b>TOTAL</b>	<b>1,916</b>	<b>1,355</b>	<b>561</b>	<b>29%</b>	<b>1,916</b>	<b>1,355</b>	<b>561</b>	<b>29%</b>

### *University Police*

Space Category	2016				Post-Migration			
	Existing ASF	Guideline ASF	Surplus/ (Deficit)	Percent Surplus/	Existing ASF	Guideline ASF	Surplus/ (Deficit)	Percent Surplus/
Education & General (E&G)								
Offices & Service	2,677	2,380	297	11%	2,677	2,380	297	11%
Other Department Space	388	375	13	3%	388	391	(3)	(1%)
<b>TOTAL</b>	<b>3,065</b>	<b>2,755</b>	<b>310</b>	<b>10%</b>	<b>3,065</b>	<b>2,771</b>	<b>294</b>	<b>10%</b>

## Space Needs Analysis Student Affairs & Enrollment Mgmt

### *VP for Student Affairs*

Space Category	2016				Post-Migration			
	Existing ASF	Guideline ASF	Surplus/ (Deficit)	Percent Surplus/	Existing ASF	Guideline ASF	Surplus/ (Deficit)	Percent Surplus/
<b>Education &amp; General (E&amp;G)</b>								
Offices & Service	3,105	2,605	500	16%	3,105	2,605	500	16%
<i>Education &amp; General (E&amp;G) Subtotal</i>	3,105	2,605	500	16%	3,105	2,605	500	16%
<b>Auxiliary/Non-E&amp;G</b>								
Student Center	149	141	8	5%	149	143	6	4%
<i>Auxiliary/Non-E&amp;G Subtotal</i>	149	141	8	5%	149	143	6	4%
<b>TOTAL</b>	<b>3,254</b>	<b>2,746</b>	<b>508</b>	<b>16%</b>	<b>3,254</b>	<b>2,748</b>	<b>506</b>	<b>16%</b>

### *Welcome Center*

Space Category	2016				Post-Migration			
	Existing ASF	Guideline ASF	Surplus/ (Deficit)	Percent Surplus/	Existing ASF	Guideline ASF	Surplus/ (Deficit)	Percent Surplus/
<b>Education &amp; General (E&amp;G)</b>								
Offices & Service	3,580	0	3,580	100%	3,580	0	3,580	100%
Other Department Space	2,550	2,463	87	3%	2,550	2,567	(17)	(1%)
<b>TOTAL</b>	<b>6,130</b>	<b>2,463</b>	<b>3,667</b>	<b>60%</b>	<b>6,130</b>	<b>2,567</b>	<b>3,563</b>	<b>58%</b>

## Space Needs Analysis Inactive Space

### *Inactive Conversion*

Space Category	2016				Post-Migration			
	Existing ASF	Guideline ASF	Surplus/ (Deficit)	Percent Surplus/	Existing ASF	Guideline ASF	Surplus/ (Deficit)	Percent Surplus/
Education & General (E&G) Inactive/Conversion Space	14,075	0	14,075	100%	2,028	0	2,028	100%
<b>TOTAL</b>	<b>14,075</b>	<b>0</b>	<b>14,075</b>	<b>100%</b>	<b>2,028</b>	<b>0</b>	<b>2,028</b>	<b>100%</b>

## Space Needs Analysis Outside Organizations

### *AFSCME Union*

Space Category	2016				Post-Migration			
	Existing ASF	Guideline ASF	Surplus/ (Deficit)	Percent Surplus/	Existing ASF	Guideline ASF	Surplus/ (Deficit)	Percent Surplus/
Auxiliary/Non-E&G Outside Organizations	655	655	0	0%	655	655	0	0%
<b>TOTAL</b>	<b>655</b>	<b>655</b>	<b>0</b>	<b>0%</b>	<b>655</b>	<b>655</b>	<b>0</b>	<b>0%</b>

### *APSCUF Union*

Space Category	2016				Post-Migration			
	Existing ASF	Guideline ASF	Surplus/ (Deficit)	Percent Surplus/	Existing ASF	Guideline ASF	Surplus/ (Deficit)	Percent Surplus/
Auxiliary/Non-E&G Outside Organizations	558	558	0	0%	558	558	0	0%
<b>TOTAL</b>	<b>558</b>	<b>558</b>	<b>0</b>	<b>0%</b>	<b>558</b>	<b>558</b>	<b>0</b>	<b>0%</b>

### *Millersville Federal Credit Union*

Space Category	2016				Post-Migration			
	Existing ASF	Guideline ASF	Surplus/ (Deficit)	Percent Surplus/	Existing ASF	Guideline ASF	Surplus/ (Deficit)	Percent Surplus/
Auxiliary/Non-E&G Outside Organizations	687	687	0	0%	687	687	0	0%
<b>TOTAL</b>	<b>687</b>	<b>687</b>	<b>0</b>	<b>0%</b>	<b>687</b>	<b>687</b>	<b>0</b>	<b>0%</b>

## Space Needs Analysis Outside Organizations

### *United Campus Ministries*

Space Category	2016				Post-Migration			
	Existing ASF	Guideline ASF	Surplus/ (Deficit)	Percent Surplus/	Existing ASF	Guideline ASF	Surplus/ (Deficit)	Percent Surplus/
Auxiliary/Non-E&G Outside Organizations	1,107	1,107	0	0%	1,107	1,107	0	0%
<b>TOTAL</b>	<b>1,107</b>	<b>1,107</b>	<b>0</b>	<b>0%</b>	<b>1,107</b>	<b>1,107</b>	<b>0</b>	<b>0%</b>





Department-level Office Detail





This section shows the existing office space and office space needs analysis by department. The office analysis is determined by applying guidelines to the people listed in the University provided human resources file. As noted in the guidelines section of this report, the office guidelines include a metric for the workspace (enclosed or open office workstation), support areas (e.g., workrooms or office related storage), and conference space.

There are instances where there is no existing space assigned, but there is a guideline. This is due to the existing space being assigned to a different department than the people are. The existing office space is likely assigned to another department within the same college or administrative unit. Similarly, if there is existing space, but no guideline the people are likely assigned within the staffing file to another department; typically within the same college or administrative unit.

## Arts, Humanities, & Social Sciences Office Space Guideline Application

Staffing Type	Office Guideline ASF per Headcount	2016				Post-Migration			
		FTE	Head-count	Total Guideline ASF	Existing ASF	FTE	Head-count	Total Guideline ASF	Existing ASF
<i>Art &amp; Design</i>									
Faculty	150	14.00	14	2,100		14.00	14	2,100	
Instructor TPTF	30	3.25	7	210		3.25	7	210	
Staff/Support	120	2.00	2	240		2.00	2	240	
<i>Total Office Space</i>				2,550	4,289			2,550	4,289
<i>Service Space</i>				320	72			320	72
<i>Conference Room Space</i>				240	0			240	0
<b>Department Total</b>		<b>19.25</b>	<b>23</b>	<b>3,110</b>	<b>4,361</b>	<b>19.25</b>	<b>23</b>	<b>3,110</b>	<b>4,361</b>
<b>Surplus/(Deficit)</b>				<b>1,251</b>				<b>1,251</b>	
<i>Business Administration</i>									
Faculty	150	7.00	7	1,050		7.00	7	1,050	
Instructor TPTF	30	1.50	4	120		1.50	4	120	
Staff/Support	120	0.90	1	120		0.90	1	120	
<i>Total Office Space</i>				1,290	3,783			1,290	3,783
<i>Service Space</i>				160	472			160	472
<i>Conference Room Space</i>				120	670			120	670
<b>Department Total</b>		<b>9.40</b>	<b>12</b>	<b>1,570</b>	<b>4,925</b>	<b>9.40</b>	<b>12</b>	<b>1,570</b>	<b>4,925</b>
<b>Surplus/(Deficit)</b>				<b>3,355</b>				<b>3,355</b>	
<i>Communication &amp; Theatre</i>									
Faculty	150	17.00	17	2,550		17.00	17	2,550	
Instructor TPTF	30	8.00	19	570		8.00	19	570	
Staff/Support	120	2.50	3	360		2.50	3	360	
<i>Total Office Space</i>				3,480	4,125			3,480	4,125
<i>Service Space</i>				400	18			400	18
<i>Conference Room Space</i>				300	334			300	334
<b>Department Total</b>		<b>27.50</b>	<b>39</b>	<b>4,180</b>	<b>4,477</b>	<b>27.50</b>	<b>39</b>	<b>4,180</b>	<b>4,477</b>
<b>Surplus/(Deficit)</b>				<b>297</b>				<b>297</b>	

## Arts, Humanities, & Social Sciences Office Space Guideline Application

Staffing Type	Office Guideline ASF per Headcount	2016				Post-Migration			
		FTE	Head- count	Total Guideline ASF	Existing ASF	FTE	Head- count	Total Guideline ASF	Existing ASF
<i>Dean, College of Arts, Humanities, Soc Sci</i>									
Dean	200	1.00	1	200		1.00	1	200	
Assoc Dean	160	1.00	1	160		1.00	1	160	
Staff/Support	120	3.00	3	360		3.00	3	360	
Additional Service Space (250 ASF)	0	1.00	1	0		1.00	1	0	
<i>Total Office Space</i>				720	1,873			720	1,873
<i>Service Space</i>				370	326			370	326
<i>Conference Room Space</i>				145	0			145	0
<b>Department Total</b>		<b>6.00</b>	<b>6</b>	<b>1,235</b>	<b>2,199</b>	<b>6.00</b>	<b>6</b>	<b>1,235</b>	<b>2,199</b>
<b>Surplus/(Deficit)</b>				<b>964</b>				<b>964</b>	
<i>Economics</i>									
Faculty	150	6.00	6	900		6.00	6	900	
Staff/Support	120	1.00	1	120		1.00	1	120	
<i>Total Office Space</i>				1,020	1,666			1,020	1,666
<i>Service Space</i>				140	111			140	111
<i>Conference Room Space</i>				105	380			105	380
<b>Department Total</b>		<b>7.00</b>	<b>7</b>	<b>1,265</b>	<b>2,157</b>	<b>7.00</b>	<b>7</b>	<b>1,265</b>	<b>2,157</b>
<b>Surplus/(Deficit)</b>				<b>892</b>				<b>892</b>	
<i>English</i>									
Faculty	150	23.00	23	3,450		23.00	23	3,450	
Instructor TPTF	30	4.75	13	390		4.75	13	390	
Staff/Support	120	1.53	2	240		1.53	2	240	
<i>Total Office Space</i>				4,080	5,374			4,080	1,498
<i>Service Space</i>				500	595			500	0
<i>Conference Room Space</i>				375	0			375	0
<b>Department Total</b>		<b>29.28</b>	<b>38</b>	<b>4,955</b>	<b>5,969</b>	<b>29.28</b>	<b>38</b>	<b>4,955</b>	<b>1,498</b>
<b>Surplus/(Deficit)</b>				<b>1,014</b>				<b>(3,457)</b>	

## Arts, Humanities, & Social Sciences Office Space Guideline Application

Staffing Type	Office Guideline ASF per Headcount	2016				Post-Migration			
		FTE	Head-count	Total Guideline ASF	Existing ASF	FTE	Head-count	Total Guideline ASF	Existing ASF
<i>Foreign Languages</i>									
Faculty	150	11.00	12	1,800					
Instructor TPTF	30	1.00	3	90	1.00	3	90		
Staff/Support	120	0.50	1	120	0.50	1	120		
<i>Total Office Space</i>				2,010	2,244			2,010	2,244
<i>Service Space</i>				260	246			260	246
<i>Conference Room Space</i>				195	207			195	207
<b>Department Total</b>		<b>12.50</b>	<b>16</b>	<b>2,465</b>	<b>2,697</b>	<b>12.50</b>	<b>16</b>	<b>2,465</b>	<b>2,697</b>
<b>Surplus/(Deficit)</b>				<b>232</b>		<b>232</b>			
<i>Government &amp; Political Affairs</i>									
Faculty	150	7.00	7	1,050	7.00	7	1,050		
Instructor TPTF	30	2.00	5	150	2.00	5	150		
Staff/Support	120	1.00	1	120	1.00	1	120		
<i>Total Office Space</i>				1,320	1,428			1,320	1,428
<i>Service Space</i>				160	234			160	234
<i>Conference Room Space</i>				120	0			120	0
<b>Department Total</b>		<b>10.00</b>	<b>13</b>	<b>1,600</b>	<b>1,662</b>	<b>10.00</b>	<b>13</b>	<b>1,600</b>	<b>1,662</b>
<b>Surplus/(Deficit)</b>				<b>62</b>		<b>62</b>			
<i>History</i>									
Faculty	150	11.50	12	1,800	11.50	12	1,800		
Instructor TPTF	30	0.50	2	60	0.50	2	60		
Staff/Support	120	1.00	1	120	1.00	1	120		
<i>Total Office Space</i>				1,980	2,809			1,980	2,809
<i>Service Space</i>				260	0			260	0
<i>Conference Room Space</i>				195	553			195	553
<b>Department Total</b>		<b>13.00</b>	<b>15</b>	<b>2,435</b>	<b>3,362</b>	<b>13.00</b>	<b>15</b>	<b>2,435</b>	<b>3,362</b>
<b>Surplus/(Deficit)</b>				<b>927</b>		<b>927</b>			

## Arts, Humanities, & Social Sciences Office Space Guideline Application

Staffing Type	Office Guideline ASF per Headcount	2016				Post-Migration			
		FTE	Head- count	Total Guideline ASF	Existing ASF	FTE	Head- count	Total Guideline ASF	Existing ASF
<i>Management &amp; Marketing</i>									
Faculty	150	7.00	7	1,050		7.00	7	1,050	
Instructor TPTF	30	1.75	5	150		1.75	5	150	
<i>Total Office Space</i>				1,200				1,200	
<i>Service Space</i>				140				140	
<i>Conference Room Space</i>				105				105	
<b>Department Total</b>		<b>8.75</b>	<b>12</b>	<b>1,445</b>	<b>0</b>	<b>8.75</b>	<b>12</b>	<b>1,445</b>	<b>0</b>
<b>Surplus/(Deficit)</b>				<i>n/a</i>				<i>n/a</i>	
<i>Military Science</i>									
		0.00	0	0		0.00	0	0	
<i>Total Office Space</i>				0	947			0	947
<i>Service Space</i>				0	68			0	68
<i>Conference Room Space</i>				0	0			0	0
<b>Department Total</b>		<b>0.00</b>	<b>0</b>	<b>0</b>	<b>1,015</b>	<b>0.00</b>	<b>0</b>	<b>0</b>	<b>1,015</b>
<b>Surplus/(Deficit)</b>				<b>1,015</b>				<b>1,015</b>	
<i>Multidisciplinary Studies</i>									
		0.00	0	0		0.00	0	0	
<i>Total Office Space</i>				0	561			0	0
<i>Service Space</i>				0	20			0	0
<i>Conference Room Space</i>				0	0			0	0
<b>Department Total</b>		<b>0.00</b>	<b>0</b>	<b>0</b>	<b>581</b>	<b>0.00</b>	<b>0</b>	<b>0</b>	<b>0</b>
<b>Surplus/(Deficit)</b>				<b>581</b>				<i>n/a</i>	
<i>Music</i>									
Director	160	1.00	1	160		1.00	1	160	
Faculty (Music)	230	14.14	15	3,450		14.14	15	3,450	
Instructor TPTF	30	12.26	32	960		12.26	32	960	
Professional	150	2.00	2	300		2.00	2	300	
Staff/Support	120	2.75	3	360		2.75	3	360	
<i>Total Office Space</i>				5,230	6,200			5,230	6,200
<i>Service Space</i>				430	761			430	761
<i>Conference Room Space</i>				340	0			340	0
<b>Department Total</b>		<b>32.15</b>	<b>53</b>	<b>6,000</b>	<b>6,961</b>	<b>32.15</b>	<b>53</b>	<b>6,000</b>	<b>6,961</b>
<b>Surplus/(Deficit)</b>				<b>961</b>				<b>961</b>	

## Arts, Humanities, & Social Sciences Office Space Guideline Application

Staffing Type	Office Guideline ASF per Headcount	2016				Post-Migration			
		FTE	Head-count	Total Guideline ASF	Existing ASF	FTE	Head-count	Total Guideline ASF	Existing ASF
<i>Philosophy</i>									
Faculty	150	5.00	5	750		5.00	5	750	
Instructor TPTF	30	1.00	2	60		1.00	2	60	
Staff/Support	120	1.00	1	120		1.00	1	120	
<i>Total Office Space</i>				930	1,236			930	1,236
<i>Service Space</i>				120	44			120	44
<i>Conference Room Space</i>				90	288			90	288
<b>Department Total</b>		<b>7.00</b>	<b>8</b>	<b>1,140</b>	<b>1,568</b>	<b>7.00</b>	<b>8</b>	<b>1,140</b>	<b>1,568</b>
<b>Surplus/(Deficit)</b>				<b>428</b>				<b>428</b>	
<i>Sociology/Anthropology</i>									
Faculty	150	10.50	11	1,650		10.50	11	1,650	
Instructor TPTF	30	1.50	5	150		1.50	5	150	
Staff/Support	120	1.00	1	120		1.00	1	120	
<i>Total Office Space</i>				1,920	2,748			1,920	1,578
<i>Service Space</i>				240	5			240	5
<i>Conference Room Space</i>				180	0			180	0
<b>Department Total</b>		<b>13.00</b>	<b>17</b>	<b>2,340</b>	<b>2,753</b>	<b>13.00</b>	<b>17</b>	<b>2,340</b>	<b>1,583</b>
<b>Surplus/(Deficit)</b>				<b>413</b>				<b>(757)</b>	
<i>Ware Center</i>									
Ware Center Staff (Office Space in Gdln)	0	7.00	7	0		7.00	7	0	
<i>Total Office Space</i>				0				0	
<i>Service Space</i>				0				0	
<i>Conference Room Space</i>				0				0	
<b>Department Total</b>		<b>7.00</b>	<b>7</b>	<b>0</b>	<b>0</b>	<b>7.00</b>	<b>7</b>	<b>0</b>	<b>0</b>
<b>Surplus/(Deficit)</b>				<b>n/a</b>				<b>n/a</b>	
<b>Arts, Humanities, &amp; Social Sciences</b>									
Total Office Space				27,730	39,283			27,730	33,676
Total Service Space				3,500	2,972			3,500	2,357
Total Conference Room Space				2,510	2,432			2,510	2,432
<b>TOTAL</b>		<b>201.83</b>	<b>266</b>	<b>33,740</b>	<b>44,687</b>	<b>201.83</b>	<b>266</b>	<b>33,740</b>	<b>38,465</b>
<b>Surplus/(Deficit)</b>				<b>10,947</b>				<b>4,725</b>	

## Education & Human Services Office Space Guideline Application

Staffing Type	Office Guideline ASF per Headcount	2016				Post-Migration			
		FTE	Head- count	Total Guideline ASF	Existing ASF	FTE	Head- count	Total Guideline ASF	Existing ASF
<i>Counseling &amp; Human Development</i>									
Faculty	150	5.00	5	750		5.00	5	750	
Instructor TPTF	30	0.90	1	30		0.90	1	30	
Staff/Support	120	1.00	1	120		1.00	1	120	
<i>Total Office Space</i>				900	1,744			900	1,744
<i>Service Space</i>				120	1,112			120	1,112
<i>Conference Room Space</i>				90	0			90	0
<b>Department Total</b>		<b>6.90</b>	<b>7</b>	<b>1,110</b>	<b>2,856</b>	<b>6.90</b>	<b>7</b>	<b>1,110</b>	<b>2,856</b>
<b>Surplus/(Deficit)</b>				<b>1,746</b>				<b>1,746</b>	
<i>Dean, College of Education</i>									
Dean	200	1.00	1	200		1.00	1	200	
Assoc Dean	160	1.00	1	160		1.00	1	160	
Director	160	2.00	2	320		2.00	2	320	
Staff/Support	120	4.00	4	480		4.00	4	480	
<i>Total Office Space</i>				1,160	4,547			1,160	4,547
<i>Service Space</i>				200	2,025			200	2,025
<i>Conference Room Space</i>				260	2,486			260	2,486
<b>Department Total</b>		<b>8.00</b>	<b>8</b>	<b>1,620</b>	<b>9,058</b>	<b>8.00</b>	<b>8</b>	<b>1,620</b>	<b>9,058</b>
<b>Surplus/(Deficit)</b>				<b>7,438</b>				<b>7,438</b>	
<i>Early, Middle &amp; Exceptional Ed</i>									
Faculty	150	28.00	28	4,200		28.00	28	4,200	
Instructor TPTF	30	8.73	21	630		8.73	21	630	
Staff/Support	120	1.50	2	240		1.50	2	240	
<i>Total Office Space</i>				5,070	4,600			5,070	4,600
<i>Service Space</i>				600	298			600	298
<i>Conference Room Space</i>				450	0			450	0
<b>Department Total</b>		<b>38.23</b>	<b>51</b>	<b>6,120</b>	<b>4,898</b>	<b>38.23</b>	<b>51</b>	<b>6,120</b>	<b>4,898</b>
<b>Surplus/(Deficit)</b>				<b>(1,222)</b>				<b>(1,222)</b>	



## Education & Human Services Office Space Guideline Application

Staffing Type	Office Guideline ASF per Headcount	2016				Post-Migration			
		FTE	Head-count	Total Guideline ASF	Existing ASF	FTE	Head-count	Total Guideline ASF	Existing ASF
<i>Educational Foundations</i>									
Faculty	150	19.50	20	3,000		19.50	20	3,000	
Instructor TPTF	30	3.74	16	480		3.74	16	480	
Staff/Support	120	1.00	1	120		1.00	1	120	
<i>Total Office Space</i>				3,600	5,608				
<i>Service Space</i>				420	595				
<i>Conference Room Space</i>				315	151				
<b>Department Total</b>		<b>24.24</b>	<b>37</b>	<b>4,335</b>	<b>6,354</b>	<b>24.24</b>	<b>37</b>	<b>4,335</b>	<b>6,354</b>
<b>Surplus/(Deficit)</b>		<b>2,019</b>				<b>2,019</b>			
<i>Psychology</i>									
Faculty	150	23.00	23	3,450		23.00	23	3,450	
Instructor TPTF	30	1.50	5	150		1.50	5	150	
Staff/Support	120	1.00	1	120		1.00	1	120	
<i>Total Office Space</i>				3,720	3,948				
<i>Service Space</i>				480	654				
<i>Conference Room Space</i>				360	730				
<b>Department Total</b>		<b>25.50</b>	<b>29</b>	<b>4,560</b>	<b>5,332</b>	<b>25.50</b>	<b>29</b>	<b>4,560</b>	<b>4,612</b>
<b>Surplus/(Deficit)</b>		<b>772</b>				<b>52</b>			
<i>Social Work</i>									
Faculty	150	10.00	10	1,500		10.00	10	1,500	
Instructor TPTF	30	8.25	18	540		8.25	18	540	
Staff/Support	120	1.00	1	120		1.00	1	120	
<i>Total Office Space</i>				2,160		2,160			
<i>Service Space</i>				220		220			
<i>Conference Room Space</i>				165		165			
<b>Department Total</b>		<b>19.25</b>	<b>29</b>	<b>2,545</b>	<b>0</b>	<b>19.25</b>	<b>29</b>	<b>2,545</b>	<b>0</b>
<b>Surplus/(Deficit)</b>		<b>n/a</b>				<b>n/a</b>			

## Education & Human Services Office Space Guideline Application

Staffing Type	Office Guideline ASF per Headcount	2016				Post-Migration			
		FTE	Head- count	Total Guideline ASF	Existing ASF	FTE	Head- count	Total Guideline ASF	Existing ASF
<i>Wellness &amp; Sport Sciences</i>									
Faculty	150	10.00	10	1,500		10.00	10	1,500	
Instructor TPTF	30	0.75	2	60		0.75	2	60	
Staff/Support	120	1.00	1	120		1.00	1	120	
<i>Total Office Space</i>				1,680	1,669				
<i>Service Space</i>				220	59				
<i>Conference Room Space</i>				165	0				
<b>Department Total</b>		<b>11.75</b>	<b>13</b>	<b>2,065</b>	<b>1,728</b>	<b>11.75</b>	<b>13</b>	<b>2,065</b>	<b>1,374</b>
<b>Surplus/(Deficit)</b>				<b>(337)</b>			<b>(691)</b>		
<b>Education &amp; Human Services</b>									
Total Office Space				18,290	22,116				
Total Service Space				2,260	4,743				
Total Conference Room Space				1,805	3,367				
<b>TOTAL</b>		<b>133.88</b>	<b>174</b>	<b>22,355</b>	<b>30,226</b>	<b>133.88</b>	<b>174</b>	<b>22,355</b>	<b>29,152</b>
<b>Surplus/(Deficit)</b>				<b>7,871</b>			<b>6,797</b>		

## Science & Technology Office Space Guideline Application

Staffing Type	Office Guideline ASF per Headcount	2016				Post-Migration			
		FTE	Head-count	Total Guideline ASF	Existing ASF	FTE	Head-count	Total Guideline ASF	Existing ASF
<i>Applied Engineering, Safety &amp; Technology</i>									
Faculty	150	19.00	19	2,850		19.00	19	2,850	
Instructor TPTF	30	3.53	8	240		3.53	8	240	
Staff/Support	120	1.00	1	120		1.00	1	120	
Crafts & Trades	0	2.00	2	0		2.00	2	0	
<i>Total Office Space</i>				3,210				3,210	
<i>Service Space</i>				400				400	
<i>Conference Room Space</i>				300				300	
<b>Department Total</b>		<b>25.53</b>	<b>30</b>	<b>3,910</b>	<b>0</b>	<b>25.53</b>	<b>30</b>	<b>3,910</b>	<b>0</b>
<b>Surplus/(Deficit)</b>				<i>n/a</i>				<i>n/a</i>	
<i>Biology</i>									
Faculty	150	23.67	24	3,600		23.67	24	3,600	
Instructor TPTF	30	1.58	4	120		1.58	4	120	
Staff/Support	120	2.00	2	240		2.00	2	240	
<i>Total Office Space</i>				3,960	4,114			3,960	4,114
<i>Service Space</i>				520	121			520	121
<i>Conference Room Space</i>				390	0			390	0
<b>Department Total</b>		<b>27.25</b>	<b>30</b>	<b>4,870</b>	<b>4,235</b>	<b>27.25</b>	<b>30</b>	<b>4,870</b>	<b>4,235</b>
<b>Surplus/(Deficit)</b>				<i>(635)</i>				<i>(635)</i>	
<i>Center Disaster Research/Educ</i>									
Faculty	150	1.00	1	150		1.00	1	150	
<i>Total Office Space</i>				150	493			150	0
<i>Service Space</i>				20	423			20	0
<i>Conference Room Space</i>				15	229			15	0
<b>Department Total</b>		<b>1.00</b>	<b>1</b>	<b>185</b>	<b>1,145</b>	<b>1.00</b>	<b>1</b>	<b>185</b>	<b>0</b>
<b>Surplus/(Deficit)</b>				<i>960</i>				<i>n/a</i>	

## Science & Technology Office Space Guideline Application

Staffing Type	Office Guideline ASF per Headcount	2016				Post-Migration			
		FTE	Head- count	Total Guideline ASF	Existing ASF	FTE	Head- count	Total Guideline ASF	Existing ASF
<i>Chemistry</i>									
Faculty	150	11.00	11	1,650		11.00	11	1,650	
Instructor TPTF	30	0.58	2	60		0.58	2	60	
Staff/Support	120	1.00	1	120		1.00	1	120	
<i>Total Office Space</i>				1,830	3,415				
<i>Service Space</i>				240	0	240 0			
<i>Conference Room Space</i>				180	297	180 297			
<b>Department Total</b>		<b>12.58</b>	<b>14</b>	<b>2,250</b>	<b>3,712</b>	<b>12.58</b>	<b>14</b>	<b>2,250</b>	<b>3,712</b>
<b>Surplus/(Deficit)</b>		<b>1,462</b>				<b>1,462</b>			
<i>Computer Science</i>									
Faculty	150	7.00	7	1,050		7.00	7	1,050	
Instructor TPTF	30	1.50	3	90		1.50	3	90	
Staff/Support	120	1.00	1	120		1.00	1	120	
<i>Total Office Space</i>				1,260	1,672	1,260 1,672			
<i>Service Space</i>				160	171	160 171			
<i>Conference Room Space</i>				120	0	120 0			
<b>Department Total</b>		<b>9.50</b>	<b>11</b>	<b>1,540</b>	<b>1,843</b>	<b>9.50</b>	<b>11</b>	<b>1,540</b>	<b>1,843</b>
<b>Surplus/(Deficit)</b>		<b>303</b>				<b>303</b>			
<i>Dean, College of Science and Technology</i>									
Dean	200	1.00	1	200		1.00	1	200	
Staff/Support	120	3.00	3	360		3.00	3	360	
Support Staff (No Office Needed)	0	1.00	1	0		1.00	1	0	
<i>Total Office Space</i>				560	1,336	560 1,336			
<i>Service Space</i>				90	221	90 221			
<i>Conference Room Space</i>				95	339	95 339			
<b>Department Total</b>		<b>5.00</b>	<b>5</b>	<b>745</b>	<b>1,896</b>	<b>5.00</b>	<b>5</b>	<b>745</b>	<b>1,896</b>
<b>Surplus/(Deficit)</b>		<b>1,151</b>				<b>1,151</b>			

## Science & Technology Office Space Guideline Application

Staffing Type	Office Guideline ASF per Headcount	2016				Post-Migration			
		FTE	Head-count	Total Guideline ASF	Existing ASF	FTE	Head-count	Total Guideline ASF	Existing ASF
<i>Earth Sciences</i>									
Director	160	1.00	1	160		1.00	1	160	
Faculty	150	9.25	10	1,500		9.25	10	1,500	
Instructor TPTF	30	2.00	6	180		2.00	6	180	
Staff/Support	120	1.53	2	240		1.53	2	240	
<i>Total Office Space</i>				2,080				2,080	2,746
<i>Service Space</i>				270				270	387
<i>Conference Room Space</i>				230				230	0
<b>Department Total</b>		<b>13.78</b>	<b>19</b>	<b>2,580</b>	<b>3,133</b>	<b>13.78</b>	<b>19</b>	<b>2,580</b>	<b>3,133</b>
<b>Surplus/(Deficit)</b>				<b>553</b>				<b>553</b>	
<i>Geography</i>									
Faculty	150	6.00	6	900		6.00	6	900	
<i>Total Office Space</i>				900	1,182			900	1,182
<i>Service Space</i>				120	0			120	0
<i>Conference Room Space</i>				90	201			90	201
<b>Department Total</b>		<b>6.00</b>	<b>6</b>	<b>1,110</b>	<b>1,383</b>	<b>6.00</b>	<b>6</b>	<b>1,110</b>	<b>1,383</b>
<b>Surplus/(Deficit)</b>				<b>273</b>				<b>273</b>	
<i>Industry and Technology</i>									
Faculty	150	21.00	21	3,150		21.00	21	3,150	
Staff/Support	120	6.00	6	720		6.00	6	720	
<i>Total Office Space</i>				3,870	3,144			3,870	3,144
<i>Service Space</i>				540	348			540	348
<i>Conference Room Space</i>				405	420			405	420
<b>Department Total</b>		<b>27.00</b>	<b>27</b>	<b>4,815</b>	<b>3,912</b>	<b>27.00</b>	<b>27</b>	<b>4,815</b>	<b>3,912</b>
<b>Surplus/(Deficit)</b>				<b>(903)</b>				<b>(903)</b>	

## Science & Technology Office Space Guideline Application

Staffing Type	Office Guideline ASF per Headcount	2016				Post-Migration			
		FTE	Head- count	Total Guideline ASF	Existing ASF	FTE	Head- count	Total Guideline ASF	Existing ASF
<i>Mathematics</i>									
Faculty	150	21.00	21	3,150		21.00	21	3,150	
Instructor TPTF	30	3.33	6	180		3.33	6	180	
Staff/Support	120	1.00	1	120		1.00	1	120	
<i>Total Office Space</i>				3,450	4,687			3,450	4,687
<i>Service Space</i>				440	997			440	997
<i>Conference Room Space</i>				330	449			330	449
<b>Department Total</b>		<b>25.33</b>	<b>28</b>	<b>4,220</b>	<b>6,133</b>	<b>25.33</b>	<b>28</b>	<b>4,220</b>	<b>6,133</b>
<b>Surplus/(Deficit)</b>				<b>1,913</b>				<b>1,913</b>	
<i>Nursing</i>									
Faculty	150	6.00	6	900		6.00	6	900	
Instructor TPTF	30	4.03	15	450		4.03	15	450	
Staff/Support	120	1.00	1	120		1.00	1	120	
<i>Total Office Space</i>				1,470	1,096			1,470	1,096
<i>Service Space</i>				140	31			140	31
<i>Conference Room Space</i>				105	317			105	317
<b>Department Total</b>		<b>11.03</b>	<b>22</b>	<b>1,715</b>	<b>1,444</b>	<b>11.03</b>	<b>22</b>	<b>1,715</b>	<b>1,444</b>
<b>Surplus/(Deficit)</b>				<b>(271)</b>				<b>(271)</b>	
<i>Physics</i>									
Faculty	150	7.50	9	1,350		7.50	9	1,350	
Instructor TPTF	30	0.42	1	30		0.42	1	30	
Staff/Support	120	1.00	1	120		1.00	1	120	
<i>Total Office Space</i>				1,500	108			1,500	108
<i>Service Space</i>				200	0			200	0
<i>Conference Room Space</i>				150	0			150	0
<b>Department Total</b>		<b>8.92</b>	<b>11</b>	<b>1,850</b>	<b>108</b>	<b>8.92</b>	<b>11</b>	<b>1,850</b>	<b>108</b>
<b>Surplus/(Deficit)</b>				<b>(1,742)</b>				<b>(1,742)</b>	

## Science & Technology Office Space Guideline Application

Staffing Type	Office Guideline ASF per Headcount	2016				Post-Migration			
		FTE	Head- count	Total Guideline ASF	Existing ASF	FTE	Head- count	Total Guideline ASF	Existing ASF
<b>Science &amp; Technology</b>									
	Total Office Space			24,240	23,993			24,240	23,500
	Total Service Space			3,140	2,699			3,140	2,276
	Total Conference Room Space			2,410	2,252			2,410	2,023
	<b>TOTAL</b>	<b>172.93</b>	<b>204</b>	<b>29,790</b>	<b>28,944</b>	<b>172.93</b>	<b>204</b>	<b>29,790</b>	<b>27,799</b>
	<b>Surplus/(Deficit)</b>			<b>(846)</b>				<b>(1,991)</b>	

## Advancement Office Space Guideline Application

Staffing Type	Office Guideline ASF per Headcount	2016				Post-Migration			
		FTE	Head- count	Total Guideline ASF	Existing ASF	FTE	Head- count	Total Guideline ASF	Existing ASF
<i>Alumni Engagement</i>									
Asst Vice President	160	1.00	1	160		1.00	1	160	
Director	160	1.00	1	160		1.00	1	160	
Asst Director	160	2.00	2	320		2.00	2	320	
Staff/Support	120	1.00	1	120		1.00	1	120	
<i>Total Office Space</i>				760				760	1,263
<i>Service Space</i>				140				140	85
<i>Conference Room Space</i>				215				215	0
<b>Department Total</b>		<b>5.00</b>	<b>5</b>	<b>1,115</b>		<b>5.00</b>	<b>5</b>	<b>1,115</b>	<b>1,348</b>
<b>Surplus/(Deficit)</b>				<b>233</b>				<b>233</b>	
<i>Development</i>									
Professional	150	1.00	1	150		1.00	1	150	
<i>Total Office Space</i>				150				150	1,276
<i>Service Space</i>				20				20	382
<i>Conference Room Space</i>				10				10	0
<b>Department Total</b>		<b>1.00</b>	<b>1</b>	<b>180</b>		<b>1.00</b>	<b>1</b>	<b>180</b>	<b>1,658</b>
<b>Surplus/(Deficit)</b>				<b>2,027</b>				<b>1,478</b>	
<i>Research and Data Management</i>									
		0.00	0	0		0.00	0	0	
<i>Total Office Space</i>				0				0	468
<i>Service Space</i>				0				0	0
<i>Conference Room Space</i>				0				0	0
<b>Department Total</b>		<b>0.00</b>	<b>0</b>	<b>0</b>		<b>0.00</b>	<b>0</b>	<b>0</b>	<b>468</b>
<b>Surplus/(Deficit)</b>				<b>468</b>				<b>468</b>	
<i>Scheduling &amp; Event Management</i>									
Director	160	2.00	2	320		2.00	2	320	
Staff/Support	120	1.00	1	120		1.00	1	120	
<i>Total Office Space</i>				440				440	147
<i>Service Space</i>				80				80	0
<i>Conference Room Space</i>				115				115	0
<b>Department Total</b>		<b>3.00</b>	<b>3</b>	<b>635</b>		<b>3.00</b>	<b>3</b>	<b>635</b>	<b>147</b>
<b>Surplus/(Deficit)</b>				<b>(488)</b>				<b>(488)</b>	



## Advancement Office Space Guideline Application

Staffing Type	Office Guideline ASF per Headcount	2016				Post-Migration			
		FTE	Head- count	Total Guideline ASF	Existing ASF	FTE	Head- count	Total Guideline ASF	Existing ASF
<i>VP for University Advancement</i>									
Vice President	250	1.00	1	250		1.00	1	250	
Assoc Vice President	160	1.00	1	160		1.00	1	160	
Director	160	1.00	1	160		1.00	1	160	
Professional	150	3.00	3	450		3.00	3	450	
Staff/Support	120	2.00	2	240		2.00	2	240	
	<i>Total Office Space</i>			1,260	525			1,260	525
	<i>Service Space</i>			190	148			190	148
	<i>Conference Room Space</i>			210	0			210	0
	<b>Department Total</b>	<b>8.00</b>	<b>8</b>	<b>1,660</b>	<b>673</b>	<b>8.00</b>	<b>8</b>	<b>1,660</b>	<b>673</b>
	<b>Surplus/(Deficit)</b>			<b>(987)</b>				<b>(987)</b>	
<b>Advancement</b>									
	Total Office Space			2,610	3,679			2,610	3,679
	Total Service Space			430	615			430	615
	Total Conference Room Space			550	549			550	0
	<b>TOTAL</b>	<b>17.00</b>	<b>17</b>	<b>3,590</b>	<b>4,843</b>	<b>17.00</b>	<b>17</b>	<b>3,590</b>	<b>4,294</b>
	<b>Surplus/(Deficit)</b>			<b>1,253</b>				<b>704</b>	

## Athletics

### Office Space Guideline Application

Staffing Type	Office Guideline ASF per Headcount	2016				Post-Migration			
		FTE	Head-count	Total Guideline ASF	Existing ASF	FTE	Head-count	Total Guideline ASF	Existing ASF
<i>Athletics</i>									
Director	160	1.00	1	160		1.00	1	160	
Assoc Director	160	2.00	2	320		2.00	2	320	
Professional	150	34.00	43	6,450		34.00	43	6,450	
Staff/Support	120	3.00	3	360		3.00	3	360	
	Total Office Space			7,290	9,772			7,290	9,056
	Total Service Space			1,010	2,401			1,010	2,401
	Total Conference Room Space			625	2,619			625	2,619
	<b>TOTAL</b>	<b>40.00</b>	<b>49</b>	<b>8,925</b>	<b>14,792</b>	<b>40.00</b>	<b>49</b>	<b>8,925</b>	<b>14,076</b>
	<b>Surplus/(Deficit)</b>			<b>5,867</b>				<b>5,151</b>	

## Finance & Administration Office Space Guideline Application

Staffing Type	Office Guideline ASF per Headcount	2016				Post-Migration			
		FTE	Head-count	Total Guideline ASF	Existing ASF	FTE	Head-count	Total Guideline ASF	Existing ASF
<i>Accounting</i>									
Professional	150	8.00	8	1,200		8.00	8	1,200	
<i>Total Office Space</i>				1,200	1,607			1,200	1,607
<i>Service Space</i>				160	0			160	0
<i>Conference Room Space</i>				80	0			80	0
<b>Department Total</b>		<b>8.00</b>	<b>8</b>	<b>1,440</b>	<b>1,607</b>	<b>8.00</b>	<b>8</b>	<b>1,440</b>	<b>1,607</b>
<b>Surplus/(Deficit)</b>				<b>167</b>				<b>167</b>	
<i>Budget</i>									
Director	160	1.00	1	160		1.00	1	160	
Professional	150	2.00	2	300		2.00	2	300	
<i>Total Office Space</i>				460	479			460	479
<i>Service Space</i>				70	69			70	69
<i>Conference Room Space</i>				70	0			70	0
<b>Department Total</b>		<b>3.00</b>	<b>3</b>	<b>600</b>	<b>548</b>	<b>3.00</b>	<b>3</b>	<b>600</b>	<b>548</b>
<b>Surplus/(Deficit)</b>				<b>(52)</b>				<b>(52)</b>	
<i>Bursar</i>									
Professional	150	4.53	5	750		4.53	5	750	
Staff/Support	120	1.00	1	120		1.00	1	120	
Crafts & Trades	0	0.53	1	0		0.53	1	0	
<i>Total Office Space</i>				870	1,455			870	1,455
<i>Service Space</i>				120	485			120	485
<i>Conference Room Space</i>				65	0			65	0
<b>Department Total</b>		<b>6.07</b>	<b>7</b>	<b>1,055</b>	<b>1,940</b>	<b>6.07</b>	<b>7</b>	<b>1,055</b>	<b>1,940</b>
<b>Surplus/(Deficit)</b>				<b>885</b>				<b>885</b>	
<i>Campus &amp; Community Engagement</i>									
Asst Director	160	1.00	1	160		1.00	1	160	
<i>Total Office Space</i>				160				160	
<i>Service Space</i>				30				30	
<i>Conference Room Space</i>				50				50	
<b>Department Total</b>		<b>1.00</b>	<b>1</b>	<b>240</b>	<b>0</b>	<b>1.00</b>	<b>1</b>	<b>240</b>	<b>0</b>
<b>Surplus/(Deficit)</b>				<b>n/a</b>				<b>n/a</b>	

## Finance & Administration Office Space Guideline Application

Staffing Type	Office Guideline ASF per Headcount	2016				Post-Migration			
		FTE	Head- count	Total Guideline ASF	Existing ASF	FTE	Head- count	Total Guideline ASF	Existing ASF
<i>Capital Construction, Contracting and Design</i>									
Asst Vice President	160	1.00	1	160		1.00	1	160	
Professional	150	2.00	2	300		2.00	2	300	
Staff/Support	120	5.80	6	720		5.80	6	720	
Crafts & Trades	0	1.00	1	0		1.00	1	0	
<i>Total Office Space</i>				1,180				1,180	1,272
<i>Service Space</i>				190				190	1,523
<i>Conference Room Space</i>				160				160	318
<b>Department Total</b>		<b>9.80</b>	<b>10</b>	<b>1,530</b>	<b>3,113</b>	<b>9.80</b>	<b>10</b>	<b>1,530</b>	<b>3,113</b>
<b>Surplus/(Deficit)</b>				<b>1,583</b>				<b>1,583</b>	
<i>Dining and Conference Services</i>									
Director	160	1.00	1	160		1.00	1	160	
Assoc Director	160	1.00	1	160		1.00	1	160	
Staff/Support	120	15.00	15	1,800		15.00	15	1,800	
Support Staff (No Office Needed)	0	2.40	3	0		2.40	3	0	
Crafts & Trades	0	69.15	88	0		69.15	88	0	
<i>Total Office Space</i>				2,120				2,120	
<i>Service Space</i>				360				360	
<i>Conference Room Space</i>				325				325	
<b>Department Total</b>		<b>88.55</b>	<b>108</b>	<b>2,805</b>	<b>0</b>	<b>88.55</b>	<b>108</b>	<b>2,805</b>	<b>0</b>
<b>Surplus/(Deficit)</b>				<i>n/a</i>				<i>n/a</i>	
<i>Facilities Management</i>									
		0.00	0	0		0.00	0	0	
<i>Total Office Space</i>				0	5,073			0	5,073
<i>Service Space</i>				0	1,158			0	1,158
<i>Conference Room Space</i>				0	0			0	0
<b>Department Total</b>		<b>0.00</b>	<b>0</b>	<b>0</b>	<b>6,231</b>	<b>0.00</b>	<b>0</b>	<b>0</b>	<b>6,231</b>
<b>Surplus/(Deficit)</b>				<b>6,231</b>				<b>6,231</b>	

## Finance & Administration Office Space Guideline Application

Staffing Type	Office Guideline ASF per Headcount	2016				Post-Migration			
		FTE	Head-count	Total Guideline ASF	Existing ASF	FTE	Head-count	Total Guideline ASF	Existing ASF
<i>Finance &amp; Administration</i>									
Vice President	250	1.00	1	250		1.00	1	250	
Professional	150	1.00	1	150		1.00	1	150	
Staff/Support	120	1.00	1	120		1.00	1	120	
<i>Total Office Space</i>				520		<i>Total Office Space</i>			
<i>Service Space</i>				70		<i>Service Space</i>			
<i>Conference Room Space</i>				75		<i>Conference Room Space</i>			
<b>Department Total</b>		<b>3.00</b>	<b>3</b>	<b>665</b>	<b>0</b>	<b>3.00</b>	<b>3</b>	<b>665</b>	<b>0</b>
<b>Surplus/(Deficit)</b>		<i>n/a</i>				<i>n/a</i>			
<i>General Services</i>									
		0.00	0	0		0.00	0	0	
<i>Total Office Space</i>				0	426	<i>Total Office Space</i>			
<i>Service Space</i>				0	26	<i>Service Space</i>			
<i>Conference Room Space</i>				0	0	<i>Conference Room Space</i>			
<b>Department Total</b>		<b>0.00</b>	<b>0</b>	<b>0</b>	<b>452</b>	<b>0.00</b>	<b>0</b>	<b>0</b>	<b>452</b>
<b>Surplus/(Deficit)</b>		<i>452</i>				<i>452</i>			
<i>Housekeeping &amp; Grounds</i>									
Director	160	1.00	1	160		1.00	1	160	
Staff/Support	120	0.53	1	120		0.53	1	120	
Crafts & Trades	0	89.00	89	0		89.00	89	0	
<i>Total Office Space</i>				280		<i>Total Office Space</i>			
<i>Service Space</i>				50		<i>Service Space</i>			
<i>Conference Room Space</i>				65		<i>Conference Room Space</i>			
<b>Department Total</b>		<b>90.53</b>	<b>91</b>	<b>395</b>	<b>0</b>	<b>90.53</b>	<b>91</b>	<b>395</b>	<b>0</b>
<b>Surplus/(Deficit)</b>		<i>n/a</i>				<i>n/a</i>			

## Finance & Administration Office Space Guideline Application

Staffing Type	Office Guideline ASF per Headcount	2016				Post-Migration			
		FTE	Head-count	Total Guideline ASF	Existing ASF	FTE	Head-count	Total Guideline ASF	Existing ASF
<i>Human Resources</i>									
Director	160	4.00	4	640		4.00	4	640	
Professional	150	5.00	5	750		5.00	5	750	
Staff/Support	120	5.53	6	720		5.53	6	720	
<i>Total Office Space</i>				2,110	2,307			2,110	2,307
<i>Service Space</i>				340	525			340	525
<i>Conference Room Space</i>				340	0			340	0
<b>Department Total</b>		<b>14.53</b>	<b>15</b>	<b>2,790</b>	<b>2,832</b>	<b>14.53</b>	<b>15</b>	<b>2,790</b>	<b>2,832</b>
<b>Surplus/(Deficit)</b>				<b>42</b>				<b>42</b>	
<i>Maintenance Operations</i>									
Director	160	1.00	1	160		1.00	1	160	
Crafts & Trades	0	47.00	47	0		47.00	47	0	
<i>Total Office Space</i>				160				160	
<i>Service Space</i>				30				30	
<i>Conference Room Space</i>				50				50	
<b>Department Total</b>		<b>48.00</b>	<b>48</b>	<b>240</b>	<b>0</b>	<b>48.00</b>	<b>48</b>	<b>240</b>	<b>0</b>
<b>Surplus/(Deficit)</b>				<i>n/a</i>				<i>n/a</i>	
<i>Materials Control</i>									
Asst Director	160	1.00	1	160		1.00	1	160	
Support Staff (No Office Needed)	0	2.00	2	0		2.00	2	0	
<i>Total Office Space</i>				160				160	
<i>Service Space</i>				30				30	
<i>Conference Room Space</i>				50				50	
<b>Department Total</b>		<b>3.00</b>	<b>3</b>	<b>240</b>	<b>0</b>	<b>3.00</b>	<b>3</b>	<b>240</b>	<b>0</b>
<b>Surplus/(Deficit)</b>				<i>n/a</i>				<i>n/a</i>	
<i>Moving &amp; Deliveries</i>									
Crafts & Trades	0	2.00	2	0		2.00	2	0	
<i>Total Office Space</i>				0				0	
<i>Service Space</i>				0				0	
<i>Conference Room Space</i>				0				0	
<b>Department Total</b>		<b>2.00</b>	<b>2</b>	<b>0</b>	<b>0</b>	<b>2.00</b>	<b>2</b>	<b>0</b>	<b>0</b>
<b>Surplus/(Deficit)</b>				<i>n/a</i>				<i>n/a</i>	

## Finance & Administration Office Space Guideline Application

Staffing Type	Office Guideline ASF per Headcount	2016				Post-Migration			
		FTE	Head-count	Total Guideline ASF	Existing ASF	FTE	Head-count	Total Guideline ASF	Existing ASF
<i>Payroll</i>									
		0.00	0	0		0.00	0	0	
	<i>Total Office Space</i>			0	855			0	855
	<i>Service Space</i>			0	0			0	0
	<i>Conference Room Space</i>			0	0			0	0
	<b>Department Total</b>	<b>0.00</b>	<b>0</b>	<b>0</b>	<b>855</b>	<b>0.00</b>	<b>0</b>	<b>0</b>	<b>855</b>
	<b>Surplus/(Deficit)</b>				<b>855</b>			<b>855</b>	
<i>Public Grants &amp; Corporate Partnerships</i>									
		0.00	0	0		0.00	0	0	
	<i>Total Office Space</i>			0	134			0	134
	<i>Service Space</i>			0	0			0	0
	<i>Conference Room Space</i>			0	0			0	0
	<b>Department Total</b>	<b>0.00</b>	<b>0</b>	<b>0</b>	<b>134</b>	<b>0.00</b>	<b>0</b>	<b>0</b>	<b>134</b>
	<b>Surplus/(Deficit)</b>				<b>134</b>			<b>134</b>	
<i>Purchasing</i>									
Director	160	1.00	1	160		1.00	1	160	
Professional	150	2.00	2	300		2.00	2	300	
Staff/Support	120	1.00	1	120		1.00	1	120	
	<i>Total Office Space</i>			580	1,333			580	1,333
	<i>Service Space</i>			90	0			90	0
	<i>Conference Room Space</i>			85	0			85	0
	<b>Department Total</b>	<b>4.00</b>	<b>4</b>	<b>755</b>	<b>1,333</b>	<b>4.00</b>	<b>4</b>	<b>755</b>	<b>1,333</b>
	<b>Surplus/(Deficit)</b>				<b>578</b>			<b>578</b>	
<i>Teaching &amp; Learning Services</i>									
Director	160	1.00	1	160		1.00	1	160	
Professional	150	2.00	2	300		2.00	2	300	
	<i>Total Office Space</i>			460				460	
	<i>Service Space</i>			70				70	
	<i>Conference Room Space</i>			70				70	
	<b>Department Total</b>	<b>3.00</b>	<b>3</b>	<b>600</b>	<b>0</b>	<b>3.00</b>	<b>3</b>	<b>600</b>	<b>0</b>
	<b>Surplus/(Deficit)</b>				<i>n/a</i>			<i>n/a</i>	

## Finance & Administration Office Space Guideline Application

Staffing Type	Office Guideline ASF per Headcount	2016				Post-Migration			
		FTE	Head- count	Total Guideline ASF	Existing ASF	FTE	Head- count	Total Guideline ASF	Existing ASF
<i>University Services</i>									
Support Staff (No Office Needed)	0	3.00	3	0		3.00	3	0	
<i>Total Office Space</i>				0	516			0	516
<i>Service Space</i>				0	0			0	0
<i>Conference Room Space</i>				0	0			0	0
<b>Department Total</b>		<b>3.00</b>	<b>3</b>	<b>0</b>	<b>516</b>	<b>3.00</b>	<b>3</b>	<b>0</b>	<b>516</b>
<b>Surplus/(Deficit)</b>					<b>516</b>				<b>516</b>
<i>Vice President for Finance and Administration</i>									
Assoc Vice President	160	1.00	1	160		1.00	1	160	
Staff/Support	120	1.00	1	120		1.00	1	120	
<i>Total Office Space</i>				280	1,394			280	1,394
<i>Service Space</i>				50	436			50	436
<i>Conference Room Space</i>				65	503			65	503
<b>Department Total</b>		<b>2.00</b>	<b>2</b>	<b>395</b>	<b>2,333</b>	<b>2.00</b>	<b>2</b>	<b>395</b>	<b>2,333</b>
<b>Surplus/(Deficit)</b>					<b>1,938</b>				<b>1,938</b>
<b>Finance &amp; Administration</b>									
Total Office Space				10,540	16,851			10,540	16,851
Total Service Space				1,660	4,222			1,660	4,222
Total Conference Room Space				1,550	821			1,550	821
<b>TOTAL</b>		<b>289.48</b>	<b>311</b>	<b>13,750</b>	<b>21,894</b>	<b>289.48</b>	<b>311</b>	<b>13,750</b>	<b>21,894</b>
<b>Surplus/(Deficit)</b>					<b>8,144</b>				<b>8,144</b>



## Information Technology Office Space Guideline Application

Staffing Type	Office Guideline ASF per Headcount	2016				Post-Migration			
		FTE	Head-count	Total Guideline ASF	Existing ASF	FTE	Head-count	Total Guideline ASF	Existing ASF
<i>Information Technology</i>									
Director	160	6.00	6	960		6.00	6	960	
Asst Director	160	1.00	1	160		1.00	1	160	
Professional	150	3.00	3	450		3.00	3	450	
Staff/Support	120	27.00	27	3,240		27.00	27	3,240	
<i>Total Office Space</i>				4,810				4,810	6,012
<i>Service Space</i>				810				810	456
<i>Conference Room Space</i>				785				785	847
<b>Department Total</b>		<b>37.00</b>	<b>37</b>	<b>6,405</b>	<b>7,545</b>	<b>37.00</b>	<b>37</b>	<b>6,405</b>	<b>7,315</b>
<b>Surplus/(Deficit)</b>				<b>1,140</b>				<b>910</b>	
<i>Technology Assistance Center</i>									
Staff/Support	120	7.00	7	840		7.00	7	840	
<i>Total Office Space</i>				840	401			840	0
<i>Service Space</i>				140	0			140	0
<i>Conference Room Space</i>				105	0			105	0
<b>Department Total</b>		<b>7.00</b>	<b>7</b>	<b>1,085</b>	<b>401</b>	<b>7.00</b>	<b>7</b>	<b>1,085</b>	<b>0</b>
<b>Surplus/(Deficit)</b>				<b>(684)</b>				<b>n/a</b>	
<i>Vice President for Information Technology</i>									
		0.00	0	0		0.00	0	0	
<i>Total Office Space</i>				0	244			0	244
<i>Service Space</i>				0	450			0	450
<i>Conference Room Space</i>				0	828			0	828
<b>Department Total</b>		<b>0.00</b>	<b>0</b>	<b>0</b>	<b>1,522</b>	<b>0.00</b>	<b>0</b>	<b>0</b>	<b>1,522</b>
<b>Surplus/(Deficit)</b>				<b>1,522</b>				<b>1,522</b>	
<b>Information Technology</b>									
<i>Total Office Space</i>				5,650	6,794			5,650	6,256
<i>Total Service Space</i>				950	999			950	906
<i>Total Conference Room Space</i>				890	1,675			890	1,675
<b>TOTAL</b>		<b>44.00</b>	<b>44</b>	<b>7,490</b>	<b>9,468</b>	<b>44.00</b>	<b>44</b>	<b>7,490</b>	<b>8,837</b>
<b>Surplus/(Deficit)</b>				<b>1,978</b>				<b>1,347</b>	

## Library Office Space Guideline Application

Staffing Type	Office Guideline ASF per Headcount	2016				Post-Migration			
		FTE	Head- count	Total Guideline ASF	Existing ASF	FTE	Head- count	Total Guideline ASF	Existing ASF
<i>University Library</i>									
Library Personnel (Office Space in Librar	0	26.25	27	0		26.25	27	0	
	Total Office Space			0	0			0	0
	Total Service Space			0	0			0	0
	Total Conference Room Space			0	0			0	0
	<b>TOTAL</b>	<b>26.25</b>	<b>27</b>	<b>0</b>	<b>0</b>	<b>26.25</b>	<b>27</b>	<b>0</b>	<b>0</b>
	<b>Surplus/(Deficit)</b>			<i>n/a</i>				<i>n/a</i>	

## President Office Space Guideline Application

Staffing Type	Office Guideline ASF per Headcount	2016				Post-Migration			
		FTE	Head- count	Total Guideline ASF	Existing ASF	FTE	Head- count	Total Guideline ASF	Existing ASF
<i>Office of the President</i>									
President	300	1.00	1	300		1.00	1	300	
Director	160	1.00	1	160		1.00	1	160	
Staff/Support	120	3.00	3	360		3.00	3	360	
<i>Social Equity</i>									
		0.00	0	0		0.00	0	0	
<i>Total Office Space</i>				0	811			0	811
<i>Service Space</i>				0	371			0	371
<i>Conference Room Space</i>				0	244			0	244
<b>Department Total</b>		<b>0.00</b>	<b>0</b>	<b>0</b>	<b>1,426</b>	<b>0.00</b>	<b>0</b>	<b>0</b>	<b>1,426</b>
<b>Surplus/(Deficit)</b>				<b>1,426</b>				<b>1,426</b>	
<b>President</b>									
Total Office Space				820	2,677			820	2,677
Total Service Space				120	435			120	435
Total Conference Room Space				145	1,335			145	1,335
<b>TOTAL</b>		<b>5.00</b>	<b>5</b>	<b>1,085</b>	<b>4,447</b>	<b>5.00</b>	<b>5</b>	<b>1,085</b>	<b>4,447</b>
<b>Surplus/(Deficit)</b>				<b>3,362</b>				<b>3,362</b>	

## Provost & VP for Academic Affairs Office Space Guideline Application

Staffing Type	Office Guideline ASF per Headcount	2016				Post-Migration			
		FTE	Head- count	Total Guideline ASF	Existing ASF	FTE	Head- count	Total Guideline ASF	Existing ASF
<i>Academic &amp; Student Development</i>									
Faculty	150	2.00	2	300		2.00	2	300	
Instructor TPTF	30	2.00	2	60		2.00	2	60	
Staff/Support	120	2.00	2	240		2.00	2	240	
<i>Total Office Space</i>				600	1,067			600	1,067
<i>Service Space</i>				80	0			80	0
<i>Conference Room Space</i>				60	0			60	0
<b>Department Total</b>		<b>6.00</b>	<b>6</b>	<b>740</b>	<b>1,067</b>	<b>6.00</b>	<b>6</b>	<b>740</b>	<b>1,067</b>
<b>Surplus/(Deficit)</b>				<b>327</b>				<b>327</b>	
<i>Assessment-Planning/Institutional Research</i>									
Director	160	1.00	1	160		1.00	1	160	
Professional	150	1.00	1	150		1.00	1	150	
Staff/Support	120	1.00	1	120		1.00	1	120	
<i>Total Office Space</i>				430	925			430	925
<i>Service Space</i>				70	189			70	189
<i>Conference Room Space</i>				75	0			75	0
<b>Department Total</b>		<b>3.00</b>	<b>3</b>	<b>575</b>	<b>1,114</b>	<b>3.00</b>	<b>3</b>	<b>575</b>	<b>1,114</b>
<b>Surplus/(Deficit)</b>				<b>539</b>				<b>539</b>	
<i>Center for Public Scholarship and Social Change</i>									
		0.00	0	0		0.00	0	0	
<i>Total Office Space</i>				0	206			0	206
<i>Service Space</i>				0	17			0	17
<i>Conference Room Space</i>				0	0			0	0
<b>Department Total</b>		<b>0.00</b>	<b>0</b>	<b>0</b>	<b>223</b>	<b>0.00</b>	<b>0</b>	<b>0</b>	<b>223</b>
<b>Surplus/(Deficit)</b>				<b>223</b>				<b>223</b>	
<i>Civic and Community Engagement and Research</i>									
Staff/Support	120	1.00	1	120		1.00	1	120	
<i>Total Office Space</i>				120	1,179			120	1,179
<i>Service Space</i>				20	1,009			20	1,009
<i>Conference Room Space</i>				15	159			15	159
<b>Department Total</b>		<b>1.00</b>	<b>1</b>	<b>155</b>	<b>2,347</b>	<b>1.00</b>	<b>1</b>	<b>155</b>	<b>2,347</b>
<b>Surplus/(Deficit)</b>				<b>2,192</b>				<b>2,192</b>	

## Provost & VP for Academic Affairs Office Space Guideline Application

Staffing Type	Office Guideline ASF per Headcount	2016				Post-Migration			
		FTE	Head-count	Total Guideline ASF	Existing ASF	FTE	Head-count	Total Guideline ASF	Existing ASF
<i>Experiential Learning &amp; Career Management</i>									
Director	160	2.00	2	320		2.00	2	320	
Assoc Director	160	1.00	1	160		1.00	1	160	
Asst Director	160	1.00	1	160		1.00	1	160	
Professional	150	2.00	2	300		2.00	2	300	
Staff/Support	120	1.00	1	120		1.00	1	120	
	<i>Total Office Space</i>			1,060	638			1,060	198
	<i>Service Space</i>			180	143			180	143
	<i>Conference Room Space</i>			235	638			235	230
	<b>Department Total</b>	<b>7.00</b>	<b>7</b>	<b>1,475</b>	<b>1,419</b>	<b>7.00</b>	<b>7</b>	<b>1,475</b>	<b>571</b>
	<b>Surplus/(Deficit)</b>			<b>(56)</b>				<b>(904)</b>	
<i>Field Services</i>									
Staff/Support	120	2.00	2	240		2.00	2	240	
	<i>Total Office Space</i>			240				240	
	<i>Service Space</i>			40				40	
	<i>Conference Room Space</i>			30				30	
	<b>Department Total</b>	<b>2.00</b>	<b>2</b>	<b>310</b>	<b>0</b>	<b>2.00</b>	<b>2</b>	<b>310</b>	<b>0</b>
	<b>Surplus/(Deficit)</b>			<i>n/a</i>				<i>n/a</i>	
<i>Global Education and Partnerships</i>									
Director	160	1.00	1	160		1.00	1	160	
Asst Director	160	1.00	1	160		1.00	1	160	
Staff/Support	120	4.07	5	600		4.07	5	600	
	<i>Total Office Space</i>			920	1,252			920	1,252
	<i>Service Space</i>			160	220			160	220
	<i>Conference Room Space</i>			175	0			175	0
	<b>Department Total</b>	<b>6.07</b>	<b>7</b>	<b>1,255</b>	<b>1,472</b>	<b>6.07</b>	<b>7</b>	<b>1,255</b>	<b>1,472</b>
	<b>Surplus/(Deficit)</b>			<b>217</b>				<b>217</b>	

## Provost & VP for Academic Affairs Office Space Guideline Application

Staffing Type	Office Guideline ASF per Headcount	2016				Post-Migration			
		FTE	Head- count	Total Guideline ASF	Existing ASF	FTE	Head- count	Total Guideline ASF	Existing ASF
<i>Graduate Studies &amp; Adult Lrn</i>									
Dean	200	1.00	1	200		1.00	1	200	
Asst Dean	160	1.00	1	160		1.00	1	160	
Director	160	1.00	1	160		1.00	1	160	
Professional	150	1.00	1	150		1.00	1	150	
Staff/Support	120	2.00	2	240		2.00	2	240	
	<i>Total Office Space</i>			910	2,666			910	2,666
	<i>Service Space</i>			150	1,012			150	1,012
	<i>Conference Room Space</i>			190	0			190	0
	<b>Department Total</b>	<b>6.00</b>	<b>6</b>	<b>1,250</b>	<b>3,678</b>	<b>6.00</b>	<b>6</b>	<b>1,250</b>	<b>3,678</b>
	<b>Surplus/(Deficit)</b>			<b>2,428</b>				<b>2,428</b>	
<i>Honors College</i>									
Staff/Support	120	1.00	1	120		1.00	1	120	
	<i>Total Office Space</i>			120	547			120	547
	<i>Service Space</i>			20	81			20	81
	<i>Conference Room Space</i>			15	253			15	253
	<b>Department Total</b>	<b>1.00</b>	<b>1</b>	<b>155</b>	<b>881</b>	<b>1.00</b>	<b>1</b>	<b>155</b>	<b>881</b>
	<b>Surplus/(Deficit)</b>			<b>726</b>				<b>726</b>	
<i>Learning Services/Disability</i>									
Director	160	1.00	1	160		1.00	1	160	
Staff/Support	120	1.00	1	120		1.00	1	120	
	<i>Total Office Space</i>			280	898			280	898
	<i>Service Space</i>			50	1,438			50	1,438
	<i>Conference Room Space</i>			65	194			65	194
	<b>Department Total</b>	<b>2.00</b>	<b>2</b>	<b>395</b>	<b>2,530</b>	<b>2.00</b>	<b>2</b>	<b>395</b>	<b>2,530</b>
	<b>Surplus/(Deficit)</b>			<b>2,135</b>				<b>2,135</b>	

## Provost & VP for Academic Affairs Office Space Guideline Application

Staffing Type	Office Guideline ASF per Headcount	2016				Post-Migration			
		FTE	Head-count	Total Guideline ASF	Existing ASF	FTE	Head-count	Total Guideline ASF	Existing ASF
<i>Migrant Education</i>									
Director	160	2.00	2	320		2.00	2	320	
Professional	150	2.00	2	300		2.00	2	300	
Staff/Support	120	3.00	3	360		3.00	3	360	
<i>Total Office Space</i>						980			
<i>Service Space</i>						160			
<i>Conference Room Space</i>						165			
<b>Department Total</b>		<b>7.00</b>	<b>7</b>	<b>1,305</b>	<b>0</b>	<b>7.00</b>	<b>7</b>	<b>1,305</b>	<b>0</b>
<b>Surplus/(Deficit)</b>		<i>n/a</i>				<i>n/a</i>			
<i>Online Programs</i>									
Director	160	1.00	1	160		1.00	1	160	
Professional	150	1.00	1	150		1.00	1	150	
Staff/Support	120	1.00	1	120		1.00	1	120	
<i>Total Office Space</i>						430			
<i>Service Space</i>						70			
<i>Conference Room Space</i>						75			
<b>Department Total</b>		<b>3.00</b>	<b>3</b>	<b>575</b>	<b>0</b>	<b>3.00</b>	<b>3</b>	<b>575</b>	<b>0</b>
<b>Surplus/(Deficit)</b>		<i>n/a</i>				<i>n/a</i>			
<i>Planning Assessment &amp; Analysis</i>									
Asst Vice President	160	1.00	1	160		1.00	1	160	
Asst Director	160	1.00	1	160		1.00	1	160	
Staff/Support	120	1.00	1	120		1.00	1	120	
<i>Total Office Space</i>						440			
<i>Service Space</i>						80			
<i>Conference Room Space</i>						115			
<b>Department Total</b>		<b>3.00</b>	<b>3</b>	<b>635</b>	<b>0</b>	<b>3.00</b>	<b>3</b>	<b>635</b>	<b>0</b>
<b>Surplus/(Deficit)</b>		<i>n/a</i>				<i>n/a</i>			

## Provost & VP for Academic Affairs Office Space Guideline Application

Staffing Type	Office Guideline ASF per Headcount	2016				Post-Migration			
		FTE	Head- count	Total Guideline ASF	Existing ASF	FTE	Head- count	Total Guideline ASF	Existing ASF
<i>Provost/Vice President for Academic Affairs</i>									
Provost	250	1.00	1	250		1.00	1	250	
Assoc Provost	160	1.00	1	160		1.00	1	160	
Staff/Support	120	4.00	4	480		4.00	4	480	
<i>Total Office Space</i>				890	1,264			890	1,264
<i>Service Space</i>				140	136			140	136
<i>Conference Room Space</i>				160	0			160	0
<b>Department Total</b>		<b>6.00</b>	<b>6</b>	<b>1,190</b>	<b>1,400</b>	<b>6.00</b>	<b>6</b>	<b>1,190</b>	<b>1,400</b>
<b>Surplus/(Deficit)</b>				<b>210</b>				<b>210</b>	
<i>Sponsored Programs &amp; Research Admin</i>									
Director	160	1.00	1	160		1.00	1	160	
Staff/Support	120	0.50	1	120		0.50	1	120	
<i>Total Office Space</i>				280				280	
<i>Service Space</i>				50				50	
<i>Conference Room Space</i>				65				65	
<b>Department Total</b>		<b>1.50</b>	<b>2</b>	<b>395</b>	<b>0</b>	<b>1.50</b>	<b>2</b>	<b>395</b>	<b>0</b>
<b>Surplus/(Deficit)</b>				<i>n/a</i>				<i>n/a</i>	
<i>Veterans Resource Center</i>									
Professional	150	1.00	1	150		1.00	1	150	
<i>Total Office Space</i>				150				150	
<i>Service Space</i>				20				20	
<i>Conference Room Space</i>				10				10	
<b>Department Total</b>		<b>1.00</b>	<b>1</b>	<b>180</b>	<b>0</b>	<b>1.00</b>	<b>1</b>	<b>180</b>	<b>0</b>
<b>Surplus/(Deficit)</b>				<i>n/a</i>				<i>n/a</i>	
<i>Volunteer Central</i>									
		0.00	0	0		0.00	0	0	
<i>Total Office Space</i>				0	182			0	182
<i>Service Space</i>				0	11			0	11
<i>Conference Room Space</i>				0	0			0	0
<b>Department Total</b>		<b>0.00</b>	<b>0</b>	<b>0</b>	<b>193</b>	<b>0.00</b>	<b>0</b>	<b>0</b>	<b>193</b>
<b>Surplus/(Deficit)</b>				<b>193</b>				<b>193</b>	



**Provost & VP for Academic Affairs  
Office Space Guideline Application**

Staffing Type	Office Guideline ASF per Headcount	2016				Post-Migration			
		FTE	Head- count	Total Guideline ASF	Existing ASF	FTE	Head- count	Total Guideline ASF	Existing ASF
<b>Provost &amp; VP for Academic Affairs</b>									
	Total Office Space			7,850	10,824			7,850	10,384
	Total Service Space			1,290	4,256			1,290	4,256
	Total Conference Room Space			1,450	1,244			1,450	836
	<b>TOTAL</b>	<b>55.57</b>	<b>57</b>	<b>10,590</b>	<b>16,324</b>	<b>55.57</b>	<b>57</b>	<b>10,590</b>	<b>15,476</b>
	<i>Surplus/(Deficit)</i>			<i>5,734</i>				<i>4,886</i>	

## Student Affairs & Enrollment Mgmt Office Space Guideline Application

Staffing Type	Office Guideline ASF per Headcount	2016				Post-Migration			
		FTE	Head- count	Total Guideline ASF	Existing ASF	FTE	Head- count	Total Guideline ASF	Existing ASF
<i>Admissions</i>									
Director	160	1.00	1	160		1.00	1	160	
Assoc Director	160	1.00	1	160		1.00	1	160	
Asst Director	160	6.00	6	960		6.00	6	960	
Professional	150	6.53	7	1,050		6.53	7	1,050	
Staff/Support	120	4.00	4	480		4.00	4	480	
	<i>Total Office Space</i>			2,810				2,810	3,238
	<i>Service Space</i>			460				460	852
	<i>Conference Room Space</i>			530				530	336
	<b>Department Total</b>	<b>18.53</b>	<b>19</b>	<b>3,800</b>	<b>4,426</b>	<b>18.53</b>	<b>19</b>	<b>3,800</b>	<b>4,426</b>
	<b>Surplus/(Deficit)</b>			<b>626</b>				<b>626</b>	
<i>Campus Recreation</i>									
Staff/Support	120	1.00	1	120		1.00	1	120	
	<i>Total Office Space</i>			120	2,454			120	1,164
	<i>Service Space</i>			20	428			20	343
	<i>Conference Room Space</i>			15	0			15	0
	<b>Department Total</b>	<b>1.00</b>	<b>1</b>	<b>155</b>	<b>2,882</b>	<b>1.00</b>	<b>1</b>	<b>155</b>	<b>1,507</b>
	<b>Surplus/(Deficit)</b>			<b>2,727</b>				<b>1,352</b>	
<i>Center Health Education &amp; Promotion</i>									
Director	160	1.00	1	160		1.00	1	160	
	<i>Total Office Space</i>			160	987			160	987
	<i>Service Space</i>			30	621			30	621
	<i>Conference Room Space</i>			50	0			50	0
	<b>Department Total</b>	<b>1.00</b>	<b>1</b>	<b>240</b>	<b>1,608</b>	<b>1.00</b>	<b>1</b>	<b>240</b>	<b>1,608</b>
	<b>Surplus/(Deficit)</b>			<b>1,368</b>				<b>1,368</b>	

## Student Affairs & Enrollment Mgmt Office Space Guideline Application

Staffing Type	Office Guideline ASF per Headcount	2016				Post-Migration			
		FTE	Head-count	Total Guideline ASF	Existing ASF	FTE	Head-count	Total Guideline ASF	Existing ASF
<i>Financial Aid</i>									
Asst Vice President	160	1.00	1	160		1.00	1	160	
Asst Director	160	1.00	1	160		1.00	1	160	
Staff/Support	120	6.00	6	720		6.00	6	720	
<i>Total Office Space</i>				1,040	1,649			1,040	1,649
<i>Service Space</i>				180	748			180	748
<i>Conference Room Space</i>				190	0			190	0
<b>Department Total</b>		<b>8.00</b>	<b>8</b>	<b>1,410</b>	<b>2,397</b>	<b>8.00</b>	<b>8</b>	<b>1,410</b>	<b>2,397</b>
<b>Surplus/(Deficit)</b>				<b>987</b>				<b>987</b>	
<i>Housing &amp; Residential Programs</i>									
Director	160	2.00	2	320		2.00	2	320	
Assoc Director	160	2.00	2	320		2.00	2	320	
Professional	150	2.00	2	300		2.00	2	300	
Staff/Support	120	4.00	4	480		4.00	4	480	
<i>Total Office Space</i>				1,420				1,420	
<i>Service Space</i>				240				240	
<i>Conference Room Space</i>				280				280	
<b>Department Total</b>		<b>10.00</b>	<b>10</b>	<b>1,940</b>	<b>0</b>	<b>10.00</b>	<b>10</b>	<b>1,940</b>	<b>0</b>
<b>Surplus/(Deficit)</b>				<i>n/a</i>				<i>n/a</i>	
<i>Lancaster Partnership Program</i>									
		0.00	0	0		0.00	0	0	
<i>Total Office Space</i>				0	493			0	0
<i>Service Space</i>				0	31			0	0
<i>Conference Room Space</i>				0	144			0	0
<b>Department Total</b>		<b>0.00</b>	<b>0</b>	<b>0</b>	<b>668</b>	<b>0.00</b>	<b>0</b>	<b>0</b>	<b>0</b>
<b>Surplus/(Deficit)</b>				<b>668</b>				<i>n/a</i>	

## Student Affairs & Enrollment Mgmt Office Space Guideline Application

Staffing Type	Office Guideline ASF per Headcount	2016				Post-Migration			
		FTE	Head-count	Total Guideline ASF	Existing ASF	FTE	Head-count	Total Guideline ASF	Existing ASF
<i>Registrar</i>									
Professional	150	5.00	5	750		5.00	5	750	
Staff/Support	120	4.00	4	480		4.00	4	480	
<i>Total Office Space</i>				1,230	1,653			1,230	1,653
<i>Service Space</i>				180	1,284			180	1,284
<i>Conference Room Space</i>				110	0			110	0
<b>Department Total</b>		<b>9.00</b>	<b>9</b>	<b>1,520</b>	<b>2,937</b>	<b>9.00</b>	<b>9</b>	<b>1,520</b>	<b>2,937</b>
<b>Surplus/(Deficit)</b>				<b>1,417</b>				<b>1,417</b>	
<i>Student Health Services</i>									
Director	160	1.00	1	160		1.00	1	160	
Student Health Staff (Office Space in Gdl)	0	8.03	10	0		8.03	10	0	
Staff/Support	120	1.00	1	120		1.00	1	120	
<i>Total Office Space</i>				280	0			280	0
<i>Service Space</i>				50				50	
<i>Conference Room Space</i>				65				65	
<b>Department Total</b>		<b>10.03</b>	<b>12</b>	<b>395</b>	<b>0</b>	<b>10.03</b>	<b>12</b>	<b>395</b>	<b>0</b>
<b>Surplus/(Deficit)</b>				<i>n/a</i>				<i>n/a</i>	
<i>Student Programs</i>									
Director	160	1.00	1	160		1.00	1	160	
Asst Director	160	2.00	2	320		2.00	2	320	
Staff/Support	120	3.00	3	360		3.00	3	360	
<i>Total Office Space</i>				840	0			840	0
<i>Service Space</i>				150				150	
<i>Conference Room Space</i>				195				195	
<b>Department Total</b>		<b>6.00</b>	<b>6</b>	<b>1,185</b>	<b>0</b>	<b>6.00</b>	<b>6</b>	<b>1,185</b>	<b>0</b>
<b>Surplus/(Deficit)</b>				<i>n/a</i>				<i>n/a</i>	

## Student Affairs & Enrollment Mgmt Office Space Guideline Application

Staffing Type	Office Guideline ASF per Headcount	2016				Post-Migration			
		FTE	Head-count	Total Guideline ASF	Existing ASF	FTE	Head-count	Total Guideline ASF	Existing ASF
<i>Student Services</i>									
Director	160	2.00	2	320		2.00	2	320	
Professional	150	6.00	6	900		6.00	6	900	
Staff/Support	120	9.00	9	1,080		9.00	9	1,080	
Support Staff (No Office Needed)	0	7.00	7	0		7.00	7	0	
<i>Total Office Space</i>				2,300				2,300	
<i>Service Space</i>				360				360	
<i>Conference Room Space</i>				295				295	
<b>Department Total</b>		<b>24.00</b>	<b>24</b>	<b>2,955</b>	<b>0</b>	<b>24.00</b>	<b>24</b>	<b>2,955</b>	<b>0</b>
<b>Surplus/(Deficit)</b>				<i>n/a</i>				<i>n/a</i>	
<i>Student Success &amp; Retention</i>									
Asst Vice President	160	1.00	1	160		1.00	1	160	
Director	160	1.00	1	160		1.00	1	160	
Asst Director	160	1.00	1	160		1.00	1	160	
Staff/Support	120	2.00	2	240		2.00	2	240	
<i>Total Office Space</i>				720	686			720	0
<i>Service Space</i>				130	145			130	0
<i>Conference Room Space</i>				180	0			180	0
<b>Department Total</b>		<b>5.00</b>	<b>5</b>	<b>1,030</b>	<b>831</b>	<b>5.00</b>	<b>5</b>	<b>1,030</b>	<b>0</b>
<b>Surplus/(Deficit)</b>				<i>(199)</i>				<i>n/a</i>	
<i>University Communications and Marketing</i>									
Director	160	4.00	4	640		4.00	4	640	
Asst Director	160	1.00	1	160		1.00	1	160	
Staff/Support	120	1.00	1	120		1.00	1	120	
<i>Total Office Space</i>				920	1,734			920	1,734
<i>Service Space</i>				170	24			170	24
<i>Conference Room Space</i>				265	158			265	158
<b>Department Total</b>		<b>6.00</b>	<b>6</b>	<b>1,355</b>	<b>1,916</b>	<b>6.00</b>	<b>6</b>	<b>1,355</b>	<b>1,916</b>
<b>Surplus/(Deficit)</b>				<i>561</i>				<i>561</i>	

## Student Affairs & Enrollment Mgmt Office Space Guideline Application

Staffing Type	Office Guideline ASF per Headcount	2016				Post-Migration			
		FTE	Head-count	Total Guideline ASF	Existing ASF	FTE	Head-count	Total Guideline ASF	Existing ASF
<i>University Police</i>									
Professional	150	1.00	1	150		1.00	1	150	
Staff/Support	120	1.53	2	240		1.53	2	240	
Police Officer (Office Required)	150	7.00	7	1,050		7.00	7	1,050	
Police Officer (No Office Required)	0	14.25	21	0		14.25	21	0	
<i>Total Office Space</i>				1,440				1,440	1,736
<i>Service Space</i>				620				620	941
<i>Conference Room Space</i>				320				320	0
<b>Department Total</b>		<b>23.78</b>	<b>31</b>	<b>2,380</b>		<b>23.78</b>	<b>31</b>	<b>2,380</b>	<b>2,677</b>
<b>Surplus/(Deficit)</b>				<b>297</b>				<b>297</b>	
<i>VP for Student Affairs</i>									
Vice President	250	1.00	1	250		1.00	1	250	
Assoc Vice President	160	2.00	2	320		2.00	2	320	
Director	160	2.00	2	320		2.00	2	320	
Professional	150	3.00	3	450		3.00	3	450	
Staff/Support	120	5.00	5	600		5.00	5	600	
<i>Total Office Space</i>				1,940				1,940	2,374
<i>Service Space</i>				310				310	380
<i>Conference Room Space</i>				355				355	351
<b>Department Total</b>		<b>13.00</b>	<b>13</b>	<b>2,605</b>		<b>13.00</b>	<b>13</b>	<b>2,605</b>	<b>3,105</b>
<b>Surplus/(Deficit)</b>				<b>500</b>				<b>500</b>	
<i>Welcome Center</i>									
		0.00	0	0		0.00	0	0	
<i>Total Office Space</i>				0				0	2,398
<i>Service Space</i>				0				0	817
<i>Conference Room Space</i>				0				0	365
<b>Department Total</b>		<b>0.00</b>	<b>0</b>	<b>0</b>		<b>0.00</b>	<b>0</b>	<b>0</b>	<b>3,580</b>
<b>Surplus/(Deficit)</b>				<b>3,580</b>				<b>3,580</b>	

**Student Affairs & Enrollment Mgmt  
Office Space Guideline Application**

Staffing Type	Office Guideline ASF per Headcount	2016				Post-Migration			
		FTE	Head- count	Total Guideline ASF	Existing ASF	FTE	Head- count	Total Guideline ASF	Existing ASF
<b>Student Affairs &amp; Enrollment Mgmt</b>									
	Total Office Space			15,220	19,402			15,220	16,933
	Total Service Space			2,900	6,271			2,900	6,010
	Total Conference Room Space			2,850	1,354			2,850	1,210
	<b>TOTAL</b>	<b>135.34</b>	<b>145</b>	<b>20,970</b>	<b>27,027</b>	<b>135.34</b>	<b>145</b>	<b>20,970</b>	<b>24,153</b>
	<i>Surplus/(Deficit)</i>			<i>6,057</i>				<i>3,183</i>	





Facilities Inventory by Building by  
College/Unit by Department





**Assignable Square Feet by Building by College/Unit by Department** for 2016

**Adams House**

Class-rooms (110-115)	Teaching Labs (210-215)	Open Labs (220-225)	Research Labs (250-255)	Office (300's)	Library & Study (400's)	Ath/Phys Ed & Rec (520-525)	Special Use (500's)	Assembly & Exhibit (610-625)	General Use (600's)	Support (700's)	Health Care (800's)	Residence (900's)	Inactive/Conversion	Uncoded Space	TOTAL ASF	
				241											241	
<b>SCIENCE &amp; TECHNOLOGY</b>																
Center Disaster Research/Educ																
<b>ADVANCEMENT</b>																
Development																
				549											549	
<b>INFORMATION TECHNOLOGY</b>																
Information Technology																
			237	230											467	
<b>PROVOST &amp; VP FOR ACADEMIC AFFAIRS</b>																
Experiential Learning & Career Management																
				848											848	
<b>INACTIVE SPACE</b>																
Inactive Conversion																
				353									551		904	
<b>Building Total:</b>																
			237	2,221									551		3,009	

**Assignable Square Feet by Building by College/Unit by Department** for 2016

**Allegheny House**

Class-rooms (110-115)	Teaching Labs (210-215)	Open Labs (220-225)	Research Labs (250-255)	Office (300's)	Library & Study (400's)	Ath/Phys Ed & Rec (520-525)	Special Use (500's)	Assembly & Exhibit (610-625)	General Use (600's)	Support (700's)	Health Care (800's)	Residence (900's)	Inactive/Conversion	Uncoded Space	TOTAL ASF
-----------------------	-------------------------	---------------------	-------------------------	----------------	-------------------------	-----------------------------	---------------------	------------------------------	---------------------	-----------------	---------------------	-------------------	---------------------	---------------	-----------

**INFORMATION TECHNOLOGY**

Technology Assistance Center				401											401
------------------------------	--	--	--	-----	--	--	--	--	--	--	--	--	--	--	-----

**INACTIVE SPACE**

Inactive Conversion				965											965
---------------------	--	--	--	-----	--	--	--	--	--	--	--	--	--	--	-----

**Building Total:**

				1,366											1,366
--	--	--	--	-------	--	--	--	--	--	--	--	--	--	--	-------

**Assignable Square Feet by Building by College/Unit by Department** for 2016

**Armstrong House**

Class-rooms (110-115)	Teaching Labs (210-215)	Open Labs (220-225)	Research Labs (250-255)	Office (300's)	Library & Study (400's)	Ath/Phys Ed & Rec (520-525)	Special Use (500's)	Assembly & Exhibit (610-625)	General Use (600's)	Support (700's)	Health Care (800's)	Residence (900's)	Inactive/Conversion	Uncoded Space	TOTAL ASF
-----------------------	-------------------------	---------------------	-------------------------	----------------	-------------------------	-----------------------------	---------------------	------------------------------	---------------------	-----------------	---------------------	-------------------	---------------------	---------------	-----------

**STUDENT AFFAIRS & ENROLLMENT MGMT**

Student Programs									1,021						1,021
------------------	--	--	--	--	--	--	--	--	-------	--	--	--	--	--	-------

**NONASSIGNABLE**

Nonassignable										484					484
---------------	--	--	--	--	--	--	--	--	--	-----	--	--	--	--	-----

**Building Total:**

									1,021	484					1,505
--	--	--	--	--	--	--	--	--	-------	-----	--	--	--	--	-------

**Assignable Square Feet by Building by College/Unit by Department** for 2016

**Bard Hall**

Class-rooms (110-115)	Teaching Labs (210-215)	Open Labs (220-225)	Research Labs (250-255)	Office (300's)	Library & Study (400's)	Ath/Phys Ed & Rec (520-525)	Special Use (500's)	Assembly & Exhibit (610-625)	General Use (600's)	Support (700's)	Health Care (800's)	Residence (900's)	Inactive/Conversion	Uncoded Space	TOTAL ASF
-----------------------	-------------------------	---------------------	-------------------------	----------------	-------------------------	-----------------------------	---------------------	------------------------------	---------------------	-----------------	---------------------	-------------------	---------------------	---------------	-----------

**STUDENT AFFAIRS & ENROLLMENT MGMT**

Housing & Residential Programs															24,888
				387					3,330	603		20,568			
<b>Building Total:</b>															<b>24,888</b>

for 2016

**Assignable Square Feet by Building by College/Unit by Department**

**Bedford House**

Class-rooms (110-115)	Teaching Labs (210-215)	Open Labs (220-225)	Research Labs (250-255)	Office (300's)	Library & Study (400's)	Ath/Phys Ed & Rec (520-525)	Special Use (500's)	Assembly & Exhibit (610-625)	General Use (600's)	Support (700's)	Health Care (800's)	Residence (900's)	Inactive/Conversion	Uncoded Space	TOTAL ASF

**PROVOST & VP FOR ACADEMIC AFFAIRS**

Civic and Community Engagement and Research	294	1,080														1,374
---	-----	-------	--	--	--	--	--	--	--	--	--	--	--	--	--	-------

**Building Total:**

	294	1,080														1,374
--	-----	-------	--	--	--	--	--	--	--	--	--	--	--	--	--	-------

**Assignable Square Feet by Building by College/Unit by Department** for 2016

**Berks House**

Class-rooms (110-115)	Teaching Labs (210-215)	Open Labs (220-225)	Research Labs (250-255)	Office (300's)	Library & Study (400's)	Ath/Phys Ed & Rec (520-525)	Special Use (500's)	Assembly & Exhibit (610-625)	General Use (600's)	Support (700's)	Health Care (800's)	Residence (900's)	Inactive/Conversion	Uncoded Space	TOTAL ASF
										1,242		2,474			3,716
<b>INACTIVE SPACE</b>															
Inactive Conversion															
										1,242		2,474			3,716
<b>Building Total:</b>															
										1,242		2,474			3,716



for 2016

**Assignable Square Feet by Building by College/Unit by Department**

**Biemesderfer Executive Center**

Class-rooms (110-115)	Teaching Labs (210-215)	Open Labs (220-225)	Research Labs (250-255)	Office (300's)	Library & Study (400's)	Ath/Phys Ed & Rec (520-525)	Special Use (500's)	Assembly & Exhibit (610-625)	General Use (600's)	Support (700's)	Health Care (800's)	Residence (900's)	Inactive/Conversion	Uncoded Space	TOTAL ASF
				3,021											3,021

**PRESIDENT**

Office of the President

				3,021												3,021
--	--	--	--	-------	--	--	--	--	--	--	--	--	--	--	--	-------

**PROVOST & VP FOR ACADEMIC AFFAIRS**

Provost/Vice President for Academic Affairs

				1,400												1,400
--	--	--	--	-------	--	--	--	--	--	--	--	--	--	--	--	-------

**NONASSIGNABLE**

Nonassignable

													37			37
--	--	--	--	--	--	--	--	--	--	--	--	--	----	--	--	----

**Building Total:**

				4,421									37			4,458
--	--	--	--	-------	--	--	--	--	--	--	--	--	----	--	--	-------

**Assignable Square Feet by Building by College/Unit by Department** for 2016

**Biemesderfer Stadium**

Class-rooms (110-115)	Teaching Labs (210-215)	Open Labs (220-225)	Research Labs (250-255)	Office (300's)	Library & Study (400's)	Ath/Phys Ed & Rec (520-525)	Special Use (500's)	Assembly & Exhibit (610-625)	General Use (600's)	Support (700's)	Health Care (800's)	Residence (900's)	Inactive/Conversion	Uncoded Space	TOTAL ASF
				294		7,749			514						8,557
<b>Athletics</b>															
<b>Building Total:</b>															
				294		7,749			514						8,557

for 2016

**Assignable Square Feet by Building by College/Unit by Department**

**Bishop Garage**

Class-rooms (110-115)	Teaching Labs (210-215)	Open Labs (220-225)	Research Labs (250-255)	Office (300's)	Library & Study (400's)	Ath/Phys Ed & Rec (520-525)	Special Use (500's)	Assembly & Exhibit (610-625)	General Use (600's)	Support (700's)	Health Care (800's)	Residence (900's)	Inactive/Conversion	Uncoded Space	TOTAL ASF

**FINANCE & ADMINISTRATION**

Facilities Management				276						11,649					11,925
<b>Building Total:</b>				276						11,649					11,925

**Assignable Square Feet by Building by College/Unit by Department** for 2016

**Blair House**

Class-rooms (110-115)	Teaching Labs (210-215)	Open Labs (220-225)	Research Labs (250-255)	Office (300's)	Library & Study (400's)	Ath/Phys Ed & Rec (520-525)	Special Use (500's)	Assembly & Exhibit (610-625)	General Use (600's)	Support (700's)	Health Care (800's)	Residence (900's)	Inactive/Conversion	Uncoded Space	TOTAL ASF

**FINANCE & ADMINISTRATION**

General Services																452
------------------	--	--	--	--	--	--	--	--	--	--	--	--	--	--	--	-----

**OUTSIDE ORGANIZATIONS**

AFSCME Union																655
--------------	--	--	--	--	--	--	--	--	--	--	--	--	--	--	--	-----

**Building Total:**

																1,107
--	--	--	--	--	--	--	--	--	--	--	--	--	--	--	--	-------

**Assignable Square Feet by Building by College/Unit by Department** for 2016

**Boyer Computer Building**

Class-rooms (110-115)	Teaching Labs (210-215)	Open Labs (220-225)	Research Labs (250-255)	Office (300's)	Library & Study (400's)	Ath/Phys Ed & Rec (520-525)	Special Use (500's)	Assembly & Exhibit (610-625)	General Use (600's)	Support (700's)	Health Care (800's)	Residence (900's)	Inactive/Conversion	Uncoded Space	TOTAL ASF
				516						6,328					6,844

**FINANCE & ADMINISTRATION**

University Services																6,844
---------------------	--	--	--	--	--	--	--	--	--	--	--	--	--	--	--	-------

**INFORMATION TECHNOLOGY**

Information Technology				6,792					323	1,989						9,104
Vice President for Information Technology				1,522												1,522

*Information Technology Total:*

				8,314					323	1,989						10,626
--	--	--	--	-------	--	--	--	--	-----	-------	--	--	--	--	--	--------

**Building Total:**

				8,830					323	8,317						17,470
--	--	--	--	-------	--	--	--	--	-----	-------	--	--	--	--	--	--------

**Assignable Square Feet by Building by College/Unit by Department** for 2016

**Breidenstine Hall**

Class-rooms (110-115)	Teaching Labs (210-215)	Open Labs (220-225)	Research Labs (250-255)	Office (300's)	Library & Study (400's)	Ath/Phys Ed & Rec (520-525)	Special Use (500's)	Assembly & Exhibit (610-625)	General Use (600's)	Support (700's)	Health Care (800's)	Residence (900's)	Inactive/Conversion	Uncoded Space	TOTAL ASF
	22,415	750		4,361				1,672	118						33,596

**ARTS, HUMANITIES, & SOCIAL SCIENCES**

Art & Design															
4,280	22,415	750		4,361				1,672	118						33,596
Shared Classrooms - Humanities and Social Sciences															
1,472															1,472

*Arts, Humanities, & Social Sciences Total:*

5,752	22,415	750		4,361				1,672	118						35,068
-------	--------	-----	--	-------	--	--	--	-------	-----	--	--	--	--	--	--------

**Building Total:**

5,752	22,415	750		4,361				1,672	118						35,068
-------	--------	-----	--	-------	--	--	--	-------	-----	--	--	--	--	--	--------

**Assignable Square Feet by Building by College/Unit by Department** for 2016

**Brooks Hall**

Class-rooms (110-115)	Teaching Labs (210-215)	Open Labs (220-225)	Research Labs (250-255)	Office (300's)	Library & Study (400's)	Ath/Phys Ed & Rec (520-525)	Special Use (500's)	Assembly & Exhibit (610-625)	General Use (600's)	Support (700's)	Health Care (800's)	Residence (900's)	Inactive/Conversion	Uncoded Space	TOTAL ASF
1,032	1,034			354		9									2,489

**EDUCATION & HUMAN SERVICES**

Wellness & Sport Sciences

1,032	1,034			354		9									2,489
-------	-------	--	--	-----	--	---	--	--	--	--	--	--	--	--	-------

**ATHLETICS**

Athletics

				716		1,971									2,687
--	--	--	--	-----	--	-------	--	--	--	--	--	--	--	--	-------

**STUDENT AFFAIRS & ENROLLMENT MGMT**

Campus Recreation

				1,375		14,449									15,824
--	--	--	--	-------	--	--------	--	--	--	--	--	--	--	--	--------

**Building Total:**

1,032	1,034			2,445		16,429									21,000
-------	-------	--	--	-------	--	--------	--	--	--	--	--	--	--	--	--------

**Assignable Square Feet by Building by College/Unit by Department** for 2016

**Brossman Building**

Class-rooms (110-115)	Teaching Labs (210-215)	Open Labs (220-225)	Research Labs (250-255)	Office (300's)	Library & Study (400's)	Ath/Phys Ed & Rec (520-525)	Special Use (500's)	Assembly & Exhibit (610-625)	General Use (600's)	Support (700's)	Health Care (800's)	Residence (900's)	Inactive/Conversion	Uncoded Space	TOTAL ASF
<b>SCIENCE &amp; TECHNOLOGY</b>															
Biology															
				311											311
Dean, College of Science and Technology															
1,882															1,882
Earth Sciences															
	3,367			1,159											4,526
<i>Science &amp; Technology Total:</i>															
1,882	3,367			1,470											6,719

**INACTIVE SPACE**

Inactive Conversion				154											154
<b>Building Total:</b>															
1,882	3,367			1,624											6,873



for 2016

**Assignable Square Feet by Building by College/Unit by Department**

**Cambria House**

Class-rooms (110-115)	Teaching Labs (210-215)	Open Labs (220-225)	Research Labs (250-255)	Office (300's)	Library & Study (400's)	Ath/Phys Ed & Rec (520-525)	Special Use (500's)	Assembly & Exhibit (610-625)	General Use (600's)	Support (700's)	Health Care (800's)	Residence (900's)	Inactive/Conversion	Uncoded Space	TOTAL ASF
															1,360

**PROVOST & VP FOR ACADEMIC AFFAIRS**

Global Education and Partnerships

																1,360
--	--	--	--	--	--	--	--	--	--	--	--	--	--	--	--	-------

**NONASSIGNABLE**

Nonassignable

																835
--	--	--	--	--	--	--	--	--	--	--	--	--	--	--	--	-----

**Building Total:**

																2,185
--	--	--	--	--	--	--	--	--	--	--	--	--	--	--	--	-------

**Assignable Square Feet by Building by College/Unit by Department** for 2016

**Caputo Hall**

Class-rooms (110-115)	Teaching Labs (210-215)	Open Labs (220-225)	Research Labs (250-255)	Office (300's)	Library & Study (400's)	Ath/Phys Ed & Rec (520-525)	Special Use (500's)	Assembly & Exhibit (610-625)	General Use (600's)	Support (700's)	Health Care (800's)	Residence (900's)	Inactive/Conversion	Uncoded Space	TOTAL ASF
<b>SCIENCE &amp; TECHNOLOGY</b>															
Biology	9,617		5,134	1,571	1,053		1,744								19,119
Chemistry	12,361		3,742	3,712	253										20,068
Computer Science	2,836														2,836
Dean, College of Science and Technology				1,446				2,690	1,009						5,858
Earth Sciences	3,205			822						121					4,148
Nursing	1,404			1,444											2,848
Physics	1,088														1,088
<i>Science &amp; Technology Total:</i>															
713	30,511		8,876	8,995	1,306		1,744	2,690	1,009	121					55,965

**INFORMATION TECHNOLOGY**

Information Technology				402											402
<b>Building Total:</b>															
713	30,511		8,876	9,397	1,306		1,744	2,690	1,009	121					56,367

for 2016

**Assignable Square Feet by Building by College/Unit by Department**

**Carpenter-Trout**

Class-rooms (110-115)	Teaching Labs (210-215)	Open Labs (220-225)	Research Labs (250-255)	Office (300's)	Library & Study (400's)	Ath/Phys Ed & Rec (520-525)	Special Use (500's)	Assembly & Exhibit (610-625)	General Use (600's)	Support (700's)	Health Care (800's)	Residence (900's)	Inactive/Conversion	Uncoded Space	TOTAL ASF
<b>ATHLETICS</b>															
Athletics															
						3,997									3,997
<b>Building Total:</b>															
						3,997									3,997

**Assignable Square Feet by Building by College/Unit by Department** for 2016

**Chester House**

Class-rooms (110-115)	Teaching Labs (210-215)	Open Labs (220-225)	Research Labs (250-255)	Office (300's)	Library & Study (400's)	Ath/Phys Ed & Rec (520-525)	Special Use (500's)	Assembly & Exhibit (610-625)	General Use (600's)	Support (700's)	Health Care (800's)	Residence (900's)	Inactive/Conversion	Uncoded Space	TOTAL ASF
										187					187

**FINANCE & ADMINISTRATION**

Facilities Management										187					187
-----------------------	--	--	--	--	--	--	--	--	--	-----	--	--	--	--	-----

**STUDENT AFFAIRS & ENROLLMENT MGMT**

Lancaster Partnership Program				668											668
Student Success & Retention				831											831

*Student Affairs & Enrollment Mgmt Total:*

				1,499											1,499
--	--	--	--	-------	--	--	--	--	--	--	--	--	--	--	-------

**Building Total:**

				1,499						187					1,686
--	--	--	--	-------	--	--	--	--	--	-----	--	--	--	--	-------

for 2016

**Assignable Square Feet by Building by College/Unit by Department**

**Chryst Hall**

Class-rooms (110-115)	Teaching Labs (210-215)	Open Labs (220-225)	Research Labs (250-255)	Office (300's)	Library & Study (400's)	Ath/Phys Ed & Rec (520-525)	Special Use (500's)	Assembly & Exhibit (610-625)	General Use (600's)	Support (700's)	Health Care (800's)	Residence (900's)	Inactive/Conversion	Uncoded Space	TOTAL ASF
<b>ARTS, HUMANITIES, &amp; SOCIAL SCIENCES</b>															
English															
				2,794	1,421										4,215
Shared Classrooms - Humanities and Social Sciences															
2,640															2,640
<i>Arts, Humanities, &amp; Social Sciences Total:</i>															
2,640				2,794	1,421										6,855
<b>Building Total:</b>															
2,640				2,794	1,421										6,855

**Assignable Square Feet by Building by College/Unit by Department** for 2016

**Columbia House**

Class-rooms (110-115)	Teaching Labs (210-215)	Open Labs (220-225)	Research Labs (250-255)	Office (300's)	Library & Study (400's)	Ath/Phys Ed & Rec (520-525)	Special Use (500's)	Assembly & Exhibit (610-625)	General Use (600's)	Support (700's)	Health Care (800's)	Residence (900's)	Inactive/Conversion	Uncoded Space	TOTAL ASF
-----------------------	-------------------------	---------------------	-------------------------	----------------	-------------------------	-----------------------------	---------------------	------------------------------	---------------------	-----------------	---------------------	-------------------	---------------------	---------------	-----------

**ARTS, HUMANITIES, & SOCIAL SCIENCES**

Military Science	701			1,015											3,091
------------------	-----	--	--	-------	--	--	--	--	--	--	--	--	--	--	-------

**Building Total:**

	701			1,015											3,091
--	-----	--	--	-------	--	--	--	--	--	--	--	--	--	--	-------

**Assignable Square Feet by Building by College/Unit by Department** for 2016  
**Construction Trailer**

Class-rooms (110-115)	Teaching Labs (210-215)	Open Labs (220-225)	Research Labs (250-255)	Office (300's)	Library & Study (400's)	Ath/Phys Ed & Rec (520-525)	Special Use (500's)	Assembly & Exhibit (610-625)	General Use (600's)	Support (700's)	Health Care (800's)	Residence (900's)	Inactive/Conversion	Uncoded Space	TOTAL ASF
<b>FINANCE &amp; ADMINISTRATION</b>															
Facilities Management															
										158					158
<b>Building Total:</b>															
										158					158

for 2016

**Assignable Square Feet by Building by College/Unit by Department**

**Cooper Park Baseball Stadium**

Class-rooms (110-115)	Teaching Labs (210-215)	Open Labs (220-225)	Research Labs (250-255)	Office (300's)	Library & Study (400's)	Ath/Phys Ed & Rec (520-525)	Special Use (500's)	Assembly & Exhibit (610-625)	General Use (600's)	Support (700's)	Health Care (800's)	Residence (900's)	Inactive/Conversion	Uncoded Space	TOTAL ASF
						234									234
<b>ATHLETICS</b>															
Athletics															
						234									234
<b>Building Total:</b>															
						234									234



for 2016

**Assignable Square Feet by Building by College/Unit by Department**

**Creek Lodge**

Class-rooms (110-115)	Teaching Labs (210-215)	Open Labs (220-225)	Research Labs (250-255)	Office (300's)	Library & Study (400's)	Ath/Phys Ed & Rec (520-525)	Special Use (500's)	Assembly & Exhibit (610-625)	General Use (600's)	Support (700's)	Health Care (800's)	Residence (900's)	Inactive/Conversion	Uncoded Space	TOTAL ASF

**FINANCE & ADMINISTRATION**

Dining and Conference Services												4,034			4,034
--------------------------------	--	--	--	--	--	--	--	--	--	--	--	-------	--	--	-------

**NONASSIGNABLE**

Nonassignable															133
---------------	--	--	--	--	--	--	--	--	--	--	--	--	--	--	-----

**Building Total:**

												4,167			4,167
--	--	--	--	--	--	--	--	--	--	--	--	-------	--	--	-------

for 2016

**Assignable Square Feet by Building by College/Unit by Department**

**Cumberland House**

Class-rooms (110-115)	Teaching Labs (210-215)	Open Labs (220-225)	Research Labs (250-255)	Office (300's)	Library & Study (400's)	Ath/Phys Ed & Rec (520-525)	Special Use (500's)	Assembly & Exhibit (610-625)	General Use (600's)	Support (700's)	Health Care (800's)	Residence (900's)	Inactive/Conversion	Uncoded Space	TOTAL ASF
-----------------------	-------------------------	---------------------	-------------------------	----------------	-------------------------	-----------------------------	---------------------	------------------------------	---------------------	-----------------	---------------------	-------------------	---------------------	---------------	-----------

**PROVOST & VP FOR ACADEMIC AFFAIRS**

Global Education and Partnerships															1,472	1,472
-----------------------------------	--	--	--	--	--	--	--	--	--	--	--	--	--	--	-------	-------

**Building Total:**

															1,472	1,472
--	--	--	--	--	--	--	--	--	--	--	--	--	--	--	-------	-------

for 2016

**Assignable Square Feet by Building by College/Unit by Department**

**Dauphin House**

Class-rooms (110-115)	Teaching Labs (210-215)	Open Labs (220-225)	Research Labs (250-255)	Office (300's)	Library & Study (400's)	Ath/Phys Ed & Rec (520-525)	Special Use (500's)	Assembly & Exhibit (610-625)	General Use (600's)	Support (700's)	Health Care (800's)	Residence (900's)	Inactive/Conversion	Uncoded Space	TOTAL ASF
-----------------------	-------------------------	---------------------	-------------------------	----------------	-------------------------	-----------------------------	---------------------	------------------------------	---------------------	-----------------	---------------------	-------------------	---------------------	---------------	-----------

**ARTS, HUMANITIES, & SOCIAL SCIENCES**

English				1,395											1,395
---------	--	--	--	-------	--	--	--	--	--	--	--	--	--	--	-------

**Building Total:**

				1,395											1,395
--	--	--	--	-------	--	--	--	--	--	--	--	--	--	--	-------

**Assignable Square Feet by Building by College/Unit by Department** for 2016

**Delaware House**

Class-rooms (110-115)	Teaching Labs (210-215)	Open Labs (220-225)	Research Labs (250-255)	Office (300's)	Library & Study (400's)	Ath/Phys Ed & Rec (520-525)	Special Use (500's)	Assembly & Exhibit (610-625)	General Use (600's)	Support (700's)	Health Care (800's)	Residence (900's)	Inactive/Conversion	Uncoded Space	TOTAL ASF
<b>PRESIDENT</b>															
Social Equity															
				1,426											1,426
<b>Building Total:</b>															
				1,426											1,426

**Assignable Square Feet by Building by College/Unit by Department** for 2016  
**Dilworth**

Class-rooms (110-115)	Teaching Labs (210-215)	Open Labs (220-225)	Research Labs (250-255)	Office (300's)	Library & Study (400's)	Ath/Phys Ed & Rec (520-525)	Special Use (500's)	Assembly & Exhibit (610-625)	General Use (600's)	Support (700's)	Health Care (800's)	Residence (900's)	Inactive/Conversion	Uncoded Space	TOTAL ASF
<b>FINANCE &amp; ADMINISTRATION</b>															
Accounting				1,607											1,607
Budget				548											548
Bursar				1,940											1,940
Human Resources				2,832											2,832
Payroll				855											855
Purchasing				1,142											1,142
Vice President for Finance and Administration				2,333											2,333
<i>Finance &amp; Administration Total:</i>															11,257

<b>INFORMATION TECHNOLOGY</b>															
Information Technology										621					621
<b>Building Total:</b>				11,257						621					11,878

**Assignable Square Feet by Building by College/Unit by Department** for 2016

**Duncan Alumni House**

Class-rooms (110-115)	Teaching Labs (210-215)	Open Labs (220-225)	Research Labs (250-255)	Office (300's)	Library & Study (400's)	Ath/Phys Ed & Rec (520-525)	Special Use (500's)	Assembly & Exhibit (610-625)	General Use (600's)	Support (700's)	Health Care (800's)	Residence (900's)	Inactive/Conversion	Uncoded Space	TOTAL ASF
<b>ADVANCEMENT</b>															
Alumni Engagement				1,348											1,348
Development				1,658											1,658
Research and Data Management				468					198						666
Scheduling & Event Management				147											147
VP for University Advancement				673					847						1,520
<i>Advancement Total:</i>															
				4,294					1,045						5,339

**FINANCE & ADMINISTRATION**

Public Grants & Corporate Partnerships				134											134
--	--	--	--	-----	--	--	--	--	--	--	--	--	--	--	-----

**STUDENT AFFAIRS & ENROLLMENT MGMT**

University Communications and Marketing				1,916											1,916
<b>Building Total:</b>															
				6,344					1,045						7,389

**Assignable Square Feet by Building by College/Unit by Department** for 2016

**Dutcher Hall**

Class-rooms (110-115)	Teaching Labs (210-215)	Open Labs (220-225)	Research Labs (250-255)	Office (300's)	Library & Study (400's)	Ath/Phys Ed & Rec (520-525)	Special Use (500's)	Assembly & Exhibit (610-625)	General Use (600's)	Support (700's)	Health Care (800's)	Residence (900's)	Inactive/Conversion	Uncoded Space	TOTAL ASF
-----------------------	-------------------------	---------------------	-------------------------	----------------	-------------------------	-----------------------------	---------------------	------------------------------	---------------------	-----------------	---------------------	-------------------	---------------------	---------------	-----------

**ARTS, HUMANITIES, & SOCIAL SCIENCES**

Communication & Theatre															
1,650				782				5,320							7,752
<b>Building Total:</b>															
1,650				782				5,320							7,752

**Assignable Square Feet by Building by College/Unit by Department** for 2016

**East Village Wing A**

Class-rooms (110-115)	Teaching Labs (210-215)	Open Labs (220-225)	Research Labs (250-255)	Office (300's)	Library & Study (400's)	Ath/Phys Ed & Rec (520-525)	Special Use (500's)	Assembly & Exhibit (610-625)	General Use (600's)	Support (700's)	Health Care (800's)	Residence (900's)	Inactive/Conversion	Uncoded Space	TOTAL ASF
-----------------------	-------------------------	---------------------	-------------------------	----------------	-------------------------	-----------------------------	---------------------	------------------------------	---------------------	-----------------	---------------------	-------------------	---------------------	---------------	-----------

**STUDENT AFFAIRS & ENROLLMENT MGMT**

Housing & Residential Programs															51,257
				283					3,818	162		46,994			
<b>Building Total:</b>															<b>51,257</b>



for 2016

**Assignable Square Feet by Building by College/Unit by Department**

**East Village Wing B**

Class-rooms (110-115)	Teaching Labs (210-215)	Open Labs (220-225)	Research Labs (250-255)	Office (300's)	Library & Study (400's)	Ath/Phys Ed & Rec (520-525)	Special Use (500's)	Assembly & Exhibit (610-625)	General Use (600's)	Support (700's)	Health Care (800's)	Residence (900's)	Inactive/Conversion	Uncoded Space	TOTAL ASF
									3,098	383		45,748			49,229

**STUDENT AFFAIRS & ENROLLMENT MGMT**

Housing & Residential Programs

									3,098	383		45,748			49,229
<b>Building Total:</b>															
									3,098	383		45,748			49,229

**Assignable Square Feet by Building by College/Unit by Department** for 2016

**East Village Wing C**

Class-rooms (110-115)	Teaching Labs (210-215)	Open Labs (220-225)	Research Labs (250-255)	Office (300's)	Library & Study (400's)	Ath/Phys Ed & Rec (520-525)	Special Use (500's)	Assembly & Exhibit (610-625)	General Use (600's)	Support (700's)	Health Care (800's)	Residence (900's)	Inactive/Conversion	Uncoded Space	TOTAL ASF
-----------------------	-------------------------	---------------------	-------------------------	----------------	-------------------------	-----------------------------	---------------------	------------------------------	---------------------	-----------------	---------------------	-------------------	---------------------	---------------	-----------

**STUDENT AFFAIRS & ENROLLMENT MGMT**

Housing & Residential Programs															8,381
<b>Building Total:</b>															<b>8,381</b>

for 2016

**Assignable Square Feet by Building by College/Unit by Department**

**Franklin House**

Class-rooms (110-115)	Teaching Labs (210-215)	Open Labs (220-225)	Research Labs (250-255)	Office (300's)	Library & Study (400's)	Ath/Phys Ed & Rec (520-525)	Special Use (500's)	Assembly & Exhibit (610-625)	General Use (600's)	Support (700's)	Health Care (800's)	Residence (900's)	Inactive/Conversion	Uncoded Space	TOTAL ASF
-----------------------	-------------------------	---------------------	-------------------------	----------------	-------------------------	-----------------------------	---------------------	------------------------------	---------------------	-----------------	---------------------	-------------------	---------------------	---------------	-----------

**ARTS, HUMANITIES, & SOCIAL SCIENCES**

Music

	1,934														1,934
--	-------	--	--	--	--	--	--	--	--	--	--	--	--	--	-------

**Building Total:**

	1,934														1,934
--	-------	--	--	--	--	--	--	--	--	--	--	--	--	--	-------

**Assignable Square Feet by Building by College/Unit by Department** for 2016

**Fulton House**

Class-rooms (110-115)	Teaching Labs (210-215)	Open Labs (220-225)	Research Labs (250-255)	Office (300's)	Library & Study (400's)	Ath/Phys Ed & Rec (520-525)	Special Use (500's)	Assembly & Exhibit (610-625)	General Use (600's)	Support (700's)	Health Care (800's)	Residence (900's)	Inactive/Conversion	Uncoded Space	TOTAL ASF
-----------------------	-------------------------	---------------------	-------------------------	----------------	-------------------------	-----------------------------	---------------------	------------------------------	---------------------	-----------------	---------------------	-------------------	---------------------	---------------	-----------

**ARTS, HUMANITIES, & SOCIAL SCIENCES**

Government & Political Affairs															1,662
--------------------------------	--	--	--	--	--	--	--	--	--	--	--	--	--	--	-------

**Building Total:**

															1,662
--	--	--	--	--	--	--	--	--	--	--	--	--	--	--	-------

**Assignable Square Feet by Building by College/Unit by Department** for 2016

**Gerhart Hall**

Class-rooms (110-115)	Teaching Labs (210-215)	Open Labs (220-225)	Research Labs (250-255)	Office (300's)	Library & Study (400's)	Ath/Phys Ed & Rec (520-525)	Special Use (500's)	Assembly & Exhibit (610-625)	General Use (600's)	Support (700's)	Health Care (800's)	Residence (900's)	Inactive/Conversion	Uncoded Space	TOTAL ASF

**ARTS, HUMANITIES, & SOCIAL SCIENCES**

Sociology/Anthropology																2,766
1,232			364	1,170												

**INACTIVE SPACE**

Inactive Conversion													34			34
---------------------	--	--	--	--	--	--	--	--	--	--	--	--	----	--	--	----

**Building Total:**

1,232			364	1,170									34			2,800
-------	--	--	-----	-------	--	--	--	--	--	--	--	--	----	--	--	-------

**Assignable Square Feet by Building by College/Unit by Department** for 2016

**Gilbert Hall**

Class-rooms (110-115)	Teaching Labs (210-215)	Open Labs (220-225)	Research Labs (250-255)	Office (300's)	Library & Study (400's)	Ath/Phys Ed & Rec (520-525)	Special Use (500's)	Assembly & Exhibit (610-625)	General Use (600's)	Support (700's)	Health Care (800's)	Residence (900's)	Inactive/Conversion	Uncoded Space	TOTAL ASF
-----------------------	-------------------------	---------------------	-------------------------	----------------	-------------------------	-----------------------------	---------------------	------------------------------	---------------------	-----------------	---------------------	-------------------	---------------------	---------------	-----------

**STUDENT AFFAIRS & ENROLLMENT MGMT**

Housing & Residential Programs															
				381	224				1,720			20,533			22,858
<b>Building Total:</b>															
				381	224				1,720			20,533			22,858

for 2016

**Assignable Square Feet by Building by College/Unit by Department**

**Gordinier**

Class-rooms (110-115)	Teaching Labs (210-215)	Open Labs (220-225)	Research Labs (250-255)	Office (300's)	Library & Study (400's)	Ath/Phys Ed & Rec (520-525)	Special Use (500's)	Assembly & Exhibit (610-625)	General Use (600's)	Support (700's)	Health Care (800's)	Residence (900's)	Inactive/Conversion	Uncoded Space	TOTAL ASF
<b>FINANCE &amp; ADMINISTRATION</b>															
Dining and Conference Services															
				2,795					51,876						54,671
<b>Building Total:</b>															
				2,795					51,876						54,671

**Assignable Square Feet by Building by College/Unit by Department** for 2016

**Hash/Bassler Hall**

Class-rooms (110-115)	Teaching Labs (210-215)	Open Labs (220-225)	Research Labs (250-255)	Office (300's)	Library & Study (400's)	Ath/Phys Ed & Rec (520-525)	Special Use (500's)	Assembly & Exhibit (610-625)	General Use (600's)	Support (700's)	Health Care (800's)	Residence (900's)	Inactive/Conversion	Uncoded Space	TOTAL ASF
<b>ARTS, HUMANITIES, &amp; SOCIAL SCIENCES</b>															
Communication & Theatre															
1,531	1,539			3,695			4,968								11,733
English															
				1,498											1,498
Shared Classrooms - Humanities and Social Sciences															
7,563															7,563
<i>Arts, Humanities, &amp; Social Sciences Total:</i>															
9,094	1,539			5,193			4,968								20,794
<b>Building Total:</b>															
9,094	1,539			5,193			4,968								20,794



for 2016

**Assignable Square Feet by Building by College/Unit by Department**

**Hazardous Waste**

Class-rooms (110-115)	Teaching Labs (210-215)	Open Labs (220-225)	Research Labs (250-255)	Office (300's)	Library & Study (400's)	Ath/Phys Ed & Rec (520-525)	Special Use (500's)	Assembly & Exhibit (610-625)	General Use (600's)	Support (700's)	Health Care (800's)	Residence (900's)	Inactive/Conversion	Uncoded Space	TOTAL ASF

**FINANCE & ADMINISTRATION**

Facilities Management										99					99
-----------------------	--	--	--	--	--	--	--	--	--	----	--	--	--	--	----

**Building Total:**

										99					99
--	--	--	--	--	--	--	--	--	--	----	--	--	--	--	----

for 2016

**Assignable Square Feet by Building by College/Unit by Department**

**Huntingdon House**

Class-rooms (110-115)	Teaching Labs (210-215)	Open Labs (220-225)	Research Labs (250-255)	Office (300's)	Library & Study (400's)	Ath/Phys Ed & Rec (520-525)	Special Use (500's)	Assembly & Exhibit (610-625)	General Use (600's)	Support (700's)	Health Care (800's)	Residence (900's)	Inactive/Conversion	Uncoded Space	TOTAL ASF
-----------------------	-------------------------	---------------------	-------------------------	----------------	-------------------------	-----------------------------	---------------------	------------------------------	---------------------	-----------------	---------------------	-------------------	---------------------	---------------	-----------

**PROVOST & VP FOR ACADEMIC AFFAIRS**

Center for Public Scholarship and Social Change															223	223
Civic and Community Engagement and Research															1,267	1,267
Experiential Learning & Career Management															571	571
Volunteer Central															193	193

*Provost & VP for Academic Affairs Total:*

															2,254	2,254
--	--	--	--	--	--	--	--	--	--	--	--	--	--	--	-------	-------

**INACTIVE SPACE**

Inactive Conversion															457	457
---------------------	--	--	--	--	--	--	--	--	--	--	--	--	--	--	-----	-----

**Building Total:**

															2,254	457	2,711
--	--	--	--	--	--	--	--	--	--	--	--	--	--	--	-------	-----	-------

**Assignable Square Feet by Building by College/Unit by Department** for 2016

**Jefferson**

Class-rooms (110-115)	Teaching Labs (210-215)	Open Labs (220-225)	Research Labs (250-255)	Office (300's)	Library & Study (400's)	Ath/Phys Ed & Rec (520-525)	Special Use (500's)	Assembly & Exhibit (610-625)	General Use (600's)	Support (700's)	Health Care (800's)	Residence (900's)	Inactive/Conversion	Uncoded Space	TOTAL ASF
<b>ARTS, HUMANITIES, &amp; SOCIAL SCIENCES</b>															
Communication & Theatre															
									910						910
Music															
		4,597							628						5,225
<i>Arts, Humanities, &amp; Social Sciences Total:</i>															
		4,597							1,538						6,135
<b>ATHLETICS</b>															
Athletics															
				13,293	1,942				7,231						22,466
<b>FINANCE &amp; ADMINISTRATION</b>															
Facilities Management															
									3,041						3,041
<b>Building Total:</b>															
		4,597		13,293	1,942				11,810						31,642

**Assignable Square Feet by Building by College/Unit by Department for 2016**

**Juniata House - Storage**

Class-rooms (110-115)	Teaching Labs (210-215)	Open Labs (220-225)	Research Labs (250-255)	Office (300's)	Library & Study (400's)	Ath/Phys Ed & Rec (520-525)	Special Use (500's)	Assembly & Exhibit (610-625)	General Use (600's)	Support (700's)	Health Care (800's)	Residence (900's)	Inactive/Conversion	Uncoded Space	TOTAL ASF
															1,198

**ADVANCEMENT**

VP for University Advancement

										1,198						1,198
--	--	--	--	--	--	--	--	--	--	-------	--	--	--	--	--	-------

**FINANCE & ADMINISTRATION**

Facilities Management

										513						513
--	--	--	--	--	--	--	--	--	--	-----	--	--	--	--	--	-----

**INACTIVE SPACE**

Inactive Conversion

													1,417			1,417
--	--	--	--	--	--	--	--	--	--	--	--	--	-------	--	--	-------

**Building Total:**

										1,711			1,417			3,128
--	--	--	--	--	--	--	--	--	--	-------	--	--	-------	--	--	-------

for 2016

**Assignable Square Feet by Building by College/Unit by Department**

**Lancaster House**

Class-rooms (110-115)	Teaching Labs (210-215)	Open Labs (220-225)	Research Labs (250-255)	Office (300's)	Library & Study (400's)	Ath/Phys Ed & Rec (520-525)	Special Use (500's)	Assembly & Exhibit (610-625)	General Use (600's)	Support (700's)	Health Care (800's)	Residence (900's)	Inactive/Conversion	Uncoded Space	TOTAL ASF
-----------------------	-------------------------	---------------------	-------------------------	----------------	-------------------------	-----------------------------	---------------------	------------------------------	---------------------	-----------------	---------------------	-------------------	---------------------	---------------	-----------

**ARTS, HUMANITIES, & SOCIAL SCIENCES**

Music	912		750												1,662
-------	-----	--	-----	--	--	--	--	--	--	--	--	--	--	--	-------

**NONASSIGNABLE**

Nonassignable										756					756
---------------	--	--	--	--	--	--	--	--	--	-----	--	--	--	--	-----

**Building Total:**

	912		750							756					2,418
--	-----	--	-----	--	--	--	--	--	--	-----	--	--	--	--	-------

**Assignable Square Feet by Building by College/Unit by Department** for 2016

**Lebanon House**

Class-rooms (110-115)	Teaching Labs (210-215)	Open Labs (220-225)	Research Labs (250-255)	Office (300's)	Library & Study (400's)	Ath/Phys Ed & Rec (520-525)	Special Use (500's)	Assembly & Exhibit (610-625)	General Use (600's)	Support (700's)	Health Care (800's)	Residence (900's)	Inactive/Conversion	Uncoded Space	TOTAL ASF
															2,354

**STUDENT AFFAIRS & ENROLLMENT MGMT**

University Police															2,354
<b>Building Total:</b>															<b>2,354</b>

for 2016

**Assignable Square Feet by Building by College/Unit by Department**

**Luzerne House**

Class-rooms (110-115)	Teaching Labs (210-215)	Open Labs (220-225)	Research Labs (250-255)	Office (300's)	Library & Study (400's)	Ath/Phys Ed & Rec (520-525)	Special Use (500's)	Assembly & Exhibit (610-625)	General Use (600's)	Support (700's)	Health Care (800's)	Residence (900's)	Inactive/Conversion	Uncoded Space	TOTAL ASF
				904											904

**SCIENCE & TECHNOLOGY**

Center: Disaster Research/Educ

				904											904
--	--	--	--	-----	--	--	--	--	--	--	--	--	--	--	-----

**INACTIVE SPACE**

Inactive Conversion

													1,074		1,074
--	--	--	--	--	--	--	--	--	--	--	--	--	-------	--	-------

**Building Total:**

				904									1,074		1,978
--	--	--	--	-----	--	--	--	--	--	--	--	--	-------	--	-------

**Assignable Square Feet by Building by College/Unit by Department for 2016**

**Lyle Hall**

Class-rooms (110-115)	Teaching Labs (210-215)	Open Labs (220-225)	Research Labs (250-255)	Office (300's)	Library & Study (400's)	Ath/Phys Ed & Rec (520-525)	Special Use (500's)	Assembly & Exhibit (610-625)	General Use (600's)	Support (700's)	Health Care (800's)	Residence (900's)	Inactive/Conversion	Uncoded Space	TOTAL ASF
<b>EDUCATION &amp; HUMAN SERVICES</b>															
Counseling & Human Development															
				2,856											2,856
<b>FINANCE &amp; ADMINISTRATION</b>															
Dining and Conference Services															
				352					13,866						14,218
Facilities Management															
				199											199
<i>Finance &amp; Administration Total:</i>															
				551					13,866						14,417
<b>INFORMATION TECHNOLOGY</b>															
Information Technology															
										432					432
<b>PROVOST &amp; VP FOR ACADEMIC AFFAIRS</b>															
Academic & Student Development															
				1,067											1,067
Assessment-Planning/Institutional Research															
				1,114											1,114
Graduate Studies & Adult Lrn															
				3,678											3,678
Learning Services/Disability															
				2,530											2,530
<i>Provost &amp; VP for Academic Affairs Total:</i>															
				8,389											8,389



**Assignable Square Feet by Building by College/Unit by Department** for 2016

**Lyle Hall**

Class-rooms (110-115)	Teaching Labs (210-215)	Open Labs (220-225)	Research Labs (250-255)	Office (300's)	Library & Study (400's)	Ath/Phys Ed & Rec (520-525)	Special Use (500's)	Assembly & Exhibit (610-625)	General Use (600's)	Support (700's)	Health Care (800's)	Residence (900's)	Inactive/Conversion	Uncoded Space	TOTAL ASF
<b>STUDENT AFFAIRS &amp; ENROLLMENT MGMT</b>															
Admissions															
				4,426											4,426
Financial Aid															
				2,397											2,397
Registrar															
				2,937						240					3,177
Welcome Center															
				3,580					2,550						6,130
<i>Student Affairs &amp; Enrollment Mgmt Total:</i>															
				13,340					2,550	240					16,130
<b>Building Total:</b>															
				25,136					16,416	672					42,224

**Assignable Square Feet by Building by College/Unit by Department** for 2016

**McComsey**

Class-rooms (110-115)	Teaching Labs (210-215)	Open Labs (220-225)	Research Labs (250-255)	Office (300's)	Library & Study (400's)	Ath/Phys Ed & Rec (520-525)	Special Use (500's)	Assembly & Exhibit (610-625)	General Use (600's)	Support (700's)	Health Care (800's)	Residence (900's)	Inactive/Conversion	Uncoded Space	TOTAL ASF
<b>ARTS, HUMANITIES, &amp; SOCIAL SCIENCES</b>															
Business Administration															
				4,925											4,925
Dean, College of Arts, Humanities, Soc Sci															
				2,199					1,715						3,914
Economics															
				2,157											2,157
Foreign Languages															
	1,942			2,697											4,639
History															
				3,362											3,362
Philosophy															
				1,568											1,568
Shared Classrooms - Humanities and Social Sciences															
	15,314														15,314
Sociology/Anthropology															
	571	633		1,583					767						3,554
<i>Arts, Humanities, &amp; Social Sciences Total:</i>															
	15,885	2,575		18,491					2,482						39,433

**SCIENCE & TECHNOLOGY**

Geography																
		1,430							1,383							2,813

**INFORMATION TECHNOLOGY**

Information Technology																
	188															2,128

**Assignable Square Feet by Building by College/Unit by Department** for 2016

**McComsey**

Class-rooms (110-115)	Teaching Labs (210-215)	Open Labs (220-225)	Research Labs (250-255)	Office (300's)	Library & Study (400's)	Ath/Phys Ed & Rec (520-525)	Special Use (500's)	Assembly & Exhibit (610-625)	General Use (600's)	Support (700's)	Health Care (800's)	Residence (900's)	Inactive/Conversion	Uncoded Space	TOTAL ASF
<b>Building Total:</b>															
16,073	5,945			19,874					2,482						44,374

**Assignable Square Feet by Building by College/Unit by Department** for 2016

**McNairy Library**

Class-rooms (110-115)	Teaching Labs (210-215)	Open Labs (220-225)	Research Labs (250-255)	Office (300's)	Library & Study (400's)	Ath/Phys Ed & Rec (520-525)	Special Use (500's)	Assembly & Exhibit (610-625)	General Use (600's)	Support (700's)	Health Care (800's)	Residence (900's)	Inactive/Conversion	Uncoded Space	TOTAL ASF
<b>LIBRARY</b>															
University Library															
4,350	426			6,839	62,154				5,210						78,979
<b>Building Total:</b>															
4,350	426			6,839	62,154				5,210						78,979

**Assignable Square Feet by Building by College/Unit by Department** for 2016

**Mercer28**

Class-rooms (110-115)	Teaching Labs (210-215)	Open Labs (220-225)	Research Labs (250-255)	Office (300's)	Library & Study (400's)	Ath/Phys Ed & Rec (520-525)	Special Use (500's)	Assembly & Exhibit (610-625)	General Use (600's)	Support (700's)	Health Care (800's)	Residence (900's)	Inactive/Conversion	Uncoded Space	TOTAL ASF
-----------------------	-------------------------	---------------------	-------------------------	----------------	-------------------------	-----------------------------	---------------------	------------------------------	---------------------	-----------------	---------------------	-------------------	---------------------	---------------	-----------

**PROVOST & VP FOR ACADEMIC AFFAIRS**

Veterans Resource Center														1,269	1,269
--------------------------	--	--	--	--	--	--	--	--	--	--	--	--	--	-------	-------

**NONASSIGNABLE**

Nonassignable														149	149
---------------	--	--	--	--	--	--	--	--	--	--	--	--	--	-----	-----

**Building Total:**

														1,418	1,418
--	--	--	--	--	--	--	--	--	--	--	--	--	--	-------	-------

**Assignable Square Feet by Building by College/Unit by Department** for 2016

**Mercer30**

Class-rooms (110-115)	Teaching Labs (210-215)	Open Labs (220-225)	Research Labs (250-255)	Office (300's)	Library & Study (400's)	Ath/Phys Ed & Rec (520-525)	Special Use (500's)	Assembly & Exhibit (610-625)	General Use (600's)	Support (700's)	Health Care (800's)	Residence (900's)	Inactive/Conversion	Uncoded Space	TOTAL ASF
-----------------------	-------------------------	---------------------	-------------------------	----------------	-------------------------	-----------------------------	---------------------	------------------------------	---------------------	-----------------	---------------------	-------------------	---------------------	---------------	-----------

**PROVOST & VP FOR ACADEMIC AFFAIRS**

Veterans Resource Center														1,183	1,183
--------------------------	--	--	--	--	--	--	--	--	--	--	--	--	--	-------	-------

**NONASSIGNABLE**

Nonassignable														317	317
---------------	--	--	--	--	--	--	--	--	--	--	--	--	--	-----	-----

**Building Total:**

														1,500	1,500
--	--	--	--	--	--	--	--	--	--	--	--	--	--	-------	-------

for 2016

**Assignable Square Feet by Building by College/Unit by Department**

**Mifflin House**

Class-rooms (110-115)	Teaching Labs (210-215)	Open Labs (220-225)	Research Labs (250-255)	Office (300's)	Library & Study (400's)	Ath/Phys Ed & Rec (520-525)	Special Use (500's)	Assembly & Exhibit (610-625)	General Use (600's)	Support (700's)	Health Care (800's)	Residence (900's)	Inactive/Conversion	Uncoded Space	TOTAL ASF
															2,099

**EDUCATION & HUMAN SERVICES**

Dean, College of Education

																2,099
<b>Building Total:</b>															2,099	

**Assignable Square Feet by Building by College/Unit by Department** for 2016

**Montgomery House**

Class-rooms (110-115)	Teaching Labs (210-215)	Open Labs (220-225)	Research Labs (250-255)	Office (300's)	Library & Study (400's)	Ath/Phys Ed & Rec (520-525)	Special Use (500's)	Assembly & Exhibit (610-625)	General Use (600's)	Support (700's)	Health Care (800's)	Residence (900's)	Inactive/Conversion	Uncoded Space	TOTAL ASF
-----------------------	-------------------------	---------------------	-------------------------	----------------	-------------------------	-----------------------------	---------------------	------------------------------	---------------------	-----------------	---------------------	-------------------	---------------------	---------------	-----------

**FINANCE & ADMINISTRATION**

Facilities Management															2,006
				1,305						701					

**Building Total:**

				1,305						701					2,006
--	--	--	--	-------	--	--	--	--	--	-----	--	--	--	--	-------



**Assignable Square Feet by Building by College/Unit by Department** for 2016

**Montour House**

Class-rooms (110-115)	Teaching Labs (210-215)	Open Labs (220-225)	Research Labs (250-255)	Office (300's)	Library & Study (400's)	Ath/Phys Ed & Rec (520-525)	Special Use (500's)	Assembly & Exhibit (610-625)	General Use (600's)	Support (700's)	Health Care (800's)	Residence (900's)	Inactive/Conversion	Uncoded Space	TOTAL ASF
-----------------------	-------------------------	---------------------	-------------------------	----------------	-------------------------	-----------------------------	---------------------	------------------------------	---------------------	-----------------	---------------------	-------------------	---------------------	---------------	-----------

**STUDENT AFFAIRS & ENROLLMENT MGMT**

Center Health Education & Promotion															1,608										1,608
-------------------------------------	--	--	--	--	--	--	--	--	--	--	--	--	--	--	-------	--	--	--	--	--	--	--	--	--	-------

**NONASSIGNABLE**

Nonassignable																										430
---------------	--	--	--	--	--	--	--	--	--	--	--	--	--	--	--	--	--	--	--	--	--	--	--	--	--	-----

**Building Total:**

															1,608											2,038
--	--	--	--	--	--	--	--	--	--	--	--	--	--	--	-------	--	--	--	--	--	--	--	--	--	--	-------

**Assignable Square Feet by Building by College/Unit by Department** for 2016

**Nichols House**

Class-rooms (110-115)	Teaching Labs (210-215)	Open Labs (220-225)	Research Labs (250-255)	Office (300's)	Library & Study (400's)	Ath/Phys Ed & Rec (520-525)	Special Use (500's)	Assembly & Exhibit (610-625)	General Use (600's)	Support (700's)	Health Care (800's)	Residence (900's)	Inactive/Conversion	Uncoded Space	TOTAL ASF
<b>SCIENCE &amp; TECHNOLOGY</b>															
Dean, College of Science and Technology															
				450											450
Earth Sciences															
	448			1,152											1,600
<i>Science &amp; Technology Total:</i>															
	448			1,602											2,050
<b>Building Total:</b>															
	448			1,602											2,050

for 2016

**Assignable Square Feet by Building by College/Unit by Department**

**Northampton House**

Class-rooms (110-115)	Teaching Labs (210-215)	Open Labs (220-225)	Research Labs (250-255)	Office (300's)	Library & Study (400's)	Ath/Phys Ed & Rec (520-525)	Special Use (500's)	Assembly & Exhibit (610-625)	General Use (600's)	Support (700's)	Health Care (800's)	Residence (900's)	Inactive/Conversion	Uncoded Space	TOTAL ASF
-----------------------	-------------------------	---------------------	-------------------------	----------------	-------------------------	-----------------------------	---------------------	------------------------------	---------------------	-----------------	---------------------	-------------------	---------------------	---------------	-----------

**INACTIVE SPACE**

Inactive Conversion												1,071			1,071
---------------------	--	--	--	--	--	--	--	--	--	--	--	-------	--	--	-------

**Building Total:**

												1,071			1,071
--	--	--	--	--	--	--	--	--	--	--	--	-------	--	--	-------

**Assignable Square Feet by Building by College/Unit by Department** for 2016

**Northumberland House**

Class-rooms (110-115)	Teaching Labs (210-215)	Open Labs (220-225)	Research Labs (250-255)	Office (300's)	Library & Study (400's)	Ath/Phys Ed & Rec (520-525)	Special Use (500's)	Assembly & Exhibit (610-625)	General Use (600's)	Support (700's)	Health Care (800's)	Residence (900's)	Inactive/Conversion	Uncoded Space	TOTAL ASF
													1,208		1,208
<b>INACTIVE SPACE</b>															
Inactive Conversion															
													1,208		1,208
<b>Building Total:</b>															
													1,208		1,208

**Assignable Square Feet by Building by College/Unit by Department** for 2016

**Osburn**

Class-rooms (110-115)	Teaching Labs (210-215)	Open Labs (220-225)	Research Labs (250-255)	Office (300's)	Library & Study (400's)	Ath/Phys Ed & Rec (520-525)	Special Use (500's)	Assembly & Exhibit (610-625)	General Use (600's)	Support (700's)	Health Care (800's)	Residence (900's)	Inactive/Conversion	Uncoded Space	TOTAL ASF
<b>SCIENCE &amp; TECHNOLOGY</b>															
Industry and Technology															
7,924	34,170		756	3,912					895	109					47,766
<b>Building Total:</b>															
7,924	34,170		756	3,912					895	109					47,766

**Assignable Square Feet by Building by College/Unit by Department** for 2016

**Palmer**

Class-rooms (110-115)	Teaching Labs (210-215)	Open Labs (220-225)	Research Labs (250-255)	Office (300's)	Library & Study (400's)	Ath/Phys Ed & Rec (520-525)	Special Use (500's)	Assembly & Exhibit (610-625)	General Use (600's)	Support (700's)	Health Care (800's)	Residence (900's)	Inactive/Conversion	Uncoded Space	TOTAL ASF
<b>FINANCE &amp; ADMINISTRATION</b>															
Capital Construction, Contracting and Design															
				3,113											3,113
Facilities Management															
				1,929						11,437					13,366
Purchasing															
				191						3,395					3,586
<i>Finance &amp; Administration Total:</i>															
				5,233						14,832					20,065
<b>Building Total:</b>															
				5,233						14,832					20,065

**Assignable Square Feet by Building by College/Unit by Department** for 2016

**Perry House**

Class-rooms (110-115)	Teaching Labs (210-215)	Open Labs (220-225)	Research Labs (250-255)	Office (300's)	Library & Study (400's)	Ath/Phys Ed & Rec (520-525)	Special Use (500's)	Assembly & Exhibit (610-625)	General Use (600's)	Support (700's)	Health Care (800's)	Residence (900's)	Inactive/Conversion	Uncoded Space	TOTAL ASF
															282

**ARTS, HUMANITIES, & SOCIAL SCIENCES**

English																282
---------	--	--	--	--	--	--	--	--	--	--	--	--	--	--	--	-----

**EDUCATION & HUMAN SERVICES**

Psychology																720
------------	--	--	--	--	--	--	--	--	--	--	--	--	--	--	--	-----

**FINANCE & ADMINISTRATION**

Facilities Management										808						808
-----------------------	--	--	--	--	--	--	--	--	--	-----	--	--	--	--	--	-----

**Building Total:**

										808						1,810
--	--	--	--	--	--	--	--	--	--	-----	--	--	--	--	--	-------

**Assignable Square Feet by Building by College/Unit by Department** for 2016

**Philadelphia House**

Class-rooms (110-115)	Teaching Labs (210-215)	Open Labs (220-225)	Research Labs (250-255)	Office (300's)	Library & Study (400's)	Ath/Phys Ed & Rec (520-525)	Special Use (500's)	Assembly & Exhibit (610-625)	General Use (600's)	Support (700's)	Health Care (800's)	Residence (900's)	Inactive/Conversion	Uncoded Space	TOTAL ASF
-----------------------	-------------------------	---------------------	-------------------------	----------------	-------------------------	-----------------------------	---------------------	------------------------------	---------------------	-----------------	---------------------	-------------------	---------------------	---------------	-----------

**STUDENT AFFAIRS & ENROLLMENT MGMT**

Commuting Student Lounge															1,525
--------------------------	--	--	--	--	--	--	--	--	--	--	--	--	--	--	-------

**Building Total:**

															1,525
--	--	--	--	--	--	--	--	--	--	--	--	--	--	--	-------



**Assignable Square Feet by Building by College/Unit by Department** for 2016

**Pike House**

Class-rooms (110-115)	Teaching Labs (210-215)	Open Labs (220-225)	Research Labs (250-255)	Office (300's)	Library & Study (400's)	Ath/Phys Ed & Rec (520-525)	Special Use (500's)	Assembly & Exhibit (610-625)	General Use (600's)	Support (700's)	Health Care (800's)	Residence (900's)	Inactive/Conversion	Uncoded Space	TOTAL ASF

**PROVOST & VP FOR ACADEMIC AFFAIRS**

Honors College																881
----------------	--	--	--	--	--	--	--	--	--	--	--	--	--	--	--	-----

**Building Total:**

																881
--	--	--	--	--	--	--	--	--	--	--	--	--	--	--	--	-----

**Assignable Square Feet by Building by College/Unit by Department** for 2016

**Potter House**

Class-rooms (110-115)	Teaching Labs (210-215)	Open Labs (220-225)	Research Labs (250-255)	Office (300's)	Library & Study (400's)	Ath/Phys Ed & Rec (520-525)	Special Use (500's)	Assembly & Exhibit (610-625)	General Use (600's)	Support (700's)	Health Care (800's)	Residence (900's)	Inactive/Conversion	Uncoded Space	TOTAL ASF
									1,107						1,107

**OUTSIDE ORGANIZATIONS**

United Campus Ministries

									1,107						1,107
<b>Building Total:</b>															
									1,107						1,107

**Assignable Square Feet by Building by College/Unit by Department** for 2016

**Pucillo Gym**

Class-rooms (110-115)	Teaching Labs (210-215)	Open Labs (220-225)	Research Labs (250-255)	Office (300's)	Library & Study (400's)	Ath/Phys Ed & Rec (520-525)	Special Use (500's)	Assembly & Exhibit (610-625)	General Use (600's)	Support (700's)	Health Care (800's)	Residence (900's)	Inactive/Conversion	Uncoded Space	TOTAL ASF
				1,374		3,107									7,067

**EDUCATION & HUMAN SERVICES**

Wellness & Sport Sciences

2,586				1,374		3,107									7,067
-------	--	--	--	-------	--	-------	--	--	--	--	--	--	--	--	-------

**ATHLETICS**

Athletics

				489		39,221			399						40,109
--	--	--	--	-----	--	--------	--	--	-----	--	--	--	--	--	--------

**STUDENT AFFAIRS & ENROLLMENT MGMT**

Campus Recreation

				636		718									1,354
--	--	--	--	-----	--	-----	--	--	--	--	--	--	--	--	-------

**Building Total:**

2,586				2,499		43,046			399						48,530
-------	--	--	--	-------	--	--------	--	--	-----	--	--	--	--	--	--------

**Assignable Square Feet by Building by College/Unit by Department** for 2016

**Roddy**

Class-rooms (110-115)	Teaching Labs (210-215)	Open Labs (220-225)	Research Labs (250-255)	Office (300's)	Library & Study (400's)	Ath/Phys Ed & Rec (520-525)	Special Use (500's)	Assembly & Exhibit (610-625)	General Use (600's)	Support (700's)	Health Care (800's)	Residence (900's)	Inactive/Conversion	Uncoded Space	TOTAL ASF
<b>SCIENCE &amp; TECHNOLOGY</b>															
Biology															
	10,223		1,175	2,353			500								14,251
Computer Science															
1,100	1,625			1,843											4,568
Dean, College of Science and Technology															
6,042	181														6,223
Earth Sciences															
805	1,774				350										2,929
Physics															
	5,376		340	108											5,824
<i>Science &amp; Technology Total:</i>															
7,947	19,179		1,515	4,304	350		500								33,795

**FINANCE & ADMINISTRATION**

Facilities Management														145	
-----------------------	--	--	--	--	--	--	--	--	--	--	--	--	--	-----	--

**INFORMATION TECHNOLOGY**

Information Technology	658			121											779
------------------------	-----	--	--	-----	--	--	--	--	--	--	--	--	--	--	-----

**Building Total:**

7,947	19,837		1,515	4,570	350		500								34,719
-------	--------	--	-------	-------	-----	--	-----	--	--	--	--	--	--	--	--------

for 2016

**Assignable Square Feet by Building by College/Unit by Department**

**Roddy Greenhouse**

Class-rooms (110-115)	Teaching Labs (210-215)	Open Labs (220-225)	Research Labs (250-255)	Office (300's)	Library & Study (400's)	Ath/Phys Ed & Rec (520-525)	Special Use (500's)	Assembly & Exhibit (610-625)	General Use (600's)	Support (700's)	Health Care (800's)	Residence (900's)	Inactive/Conversion	Uncoded Space	TOTAL ASF
<b>SCIENCE &amp; TECHNOLOGY</b>															
Biology															
							1,545								1,545
<b>Building Total:</b>															
							1,545								1,545

**Assignable Square Feet by Building by College/Unit by Department** for 2016

**Salt Storage Shed**

Class-rooms (110-115)	Teaching Labs (210-215)	Open Labs (220-225)	Research Labs (250-255)	Office (300's)	Library & Study (400's)	Ath/Phys Ed & Rec (520-525)	Special Use (500's)	Assembly & Exhibit (610-625)	General Use (600's)	Support (700's)	Health Care (800's)	Residence (900's)	Inactive/Conversion	Uncoded Space	TOTAL ASF

**FINANCE & ADMINISTRATION**

Facilities Management										155					155
-----------------------	--	--	--	--	--	--	--	--	--	-----	--	--	--	--	-----

**Building Total:**

										155					155
--	--	--	--	--	--	--	--	--	--	-----	--	--	--	--	-----

for 2016

**Assignable Square Feet by Building by College/Unit by Department**

**Schuykill House**

Class-rooms (110-115)	Teaching Labs (210-215)	Open Labs (220-225)	Research Labs (250-255)	Office (300's)	Library & Study (400's)	Ath/Phys Ed & Rec (520-525)	Special Use (500's)	Assembly & Exhibit (610-625)	General Use (600's)	Support (700's)	Health Care (800's)	Residence (900's)	Inactive/Conversion	Uncoded Space	TOTAL ASF
				558											558
<b>OUTSIDE ORGANIZATIONS</b>															
APSCUF Union															
				162					525						687
Millersville Federal Credit Union															
<i>Outside Organizations Total:</i>															
				720					525						1,245

**NONASSIGNABLE**

Nonassignable															
										468					468
<b>Building Total:</b>															
				720					525	468					1,713

**Assignable Square Feet by Building by College/Unit by Department** for 2016

**Softball Field Press Box**

Class-rooms (110-115)	Teaching Labs (210-215)	Open Labs (220-225)	Research Labs (250-255)	Office (300's)	Library & Study (400's)	Ath/Phys Ed & Rec (520-525)	Special Use (500's)	Assembly & Exhibit (610-625)	General Use (600's)	Support (700's)	Health Care (800's)	Residence (900's)	Inactive/Conversion	Uncoded Space	TOTAL ASF
<b>ATHLETICS</b>															
Athletics															
						416			109						525
<b>Building Total:</b>															
						416			109						525



for 2016

**Assignable Square Feet by Building by College/Unit by Department**

**Somerset House**

Class-rooms (110-115)	Teaching Labs (210-215)	Open Labs (220-225)	Research Labs (250-255)	Office (300's)	Library & Study (400's)	Ath/Phys Ed & Rec (520-525)	Special Use (500's)	Assembly & Exhibit (610-625)	General Use (600's)	Support (700's)	Health Care (800's)	Residence (900's)	Inactive/Conversion	Uncoded Space	TOTAL ASF
				581					644						1,225

**ARTS, HUMANITIES, & SOCIAL SCIENCES**

Multidisciplinary Studies

				581					644						1,225
--	--	--	--	-----	--	--	--	--	-----	--	--	--	--	--	-------

**FINANCE & ADMINISTRATION**

Facilities Management

										440					440
--	--	--	--	--	--	--	--	--	--	-----	--	--	--	--	-----

**Building Total:**

				581					644	440					1,665
--	--	--	--	-----	--	--	--	--	-----	-----	--	--	--	--	-------

**Assignable Square Feet by Building by College/Unit by Department** for 2016

**South Village Wing A**

Class-rooms (110-115)	Teaching Labs (210-215)	Open Labs (220-225)	Research Labs (250-255)	Office (300's)	Library & Study (400's)	Ath/Phys Ed & Rec (520-525)	Special Use (500's)	Assembly & Exhibit (610-625)	General Use (600's)	Support (700's)	Health Care (800's)	Residence (900's)	Inactive/Conversion	Uncoded Space	TOTAL ASF
-----------------------	-------------------------	---------------------	-------------------------	----------------	-------------------------	-----------------------------	---------------------	------------------------------	---------------------	-----------------	---------------------	-------------------	---------------------	---------------	-----------

**STUDENT AFFAIRS & ENROLLMENT MGMT**

Housing & Residential Programs															34,264
															33,634
<b>Building Total:</b>															<b>34,264</b>

for 2016

**Assignable Square Feet by Building by College/Unit by Department**

**South Village Wing B**

Class-rooms (110-115)	Teaching Labs (210-215)	Open Labs (220-225)	Research Labs (250-255)	Office (300's)	Library & Study (400's)	Ath/Phys Ed & Rec (520-525)	Special Use (500's)	Assembly & Exhibit (610-625)	General Use (600's)	Support (700's)	Health Care (800's)	Residence (900's)	Inactive/Conversion	Uncoded Space	TOTAL ASF
									363			33,376			33,739

**STUDENT AFFAIRS & ENROLLMENT MGMT**

Housing & Residential Programs

									363			33,376			33,739
<b>Building Total:</b>															
									363			33,376			33,739

**Assignable Square Feet by Building by College/Unit by Department** for 2016

**South Village Wing C**

Class-rooms (110-115)	Teaching Labs (210-215)	Open Labs (220-225)	Research Labs (250-255)	Office (300's)	Library & Study (400's)	Ath/Phys Ed & Rec (520-525)	Special Use (500's)	Assembly & Exhibit (610-625)	General Use (600's)	Support (700's)	Health Care (800's)	Residence (900's)	Inactive/Conversion	Uncoded Space	TOTAL ASF
-----------------------	-------------------------	---------------------	-------------------------	----------------	-------------------------	-----------------------------	---------------------	------------------------------	---------------------	-----------------	---------------------	-------------------	---------------------	---------------	-----------

**STUDENT AFFAIRS & ENROLLMENT MGMT**

Housing & Residential Programs															29,285
									189						29,096

**Building Total:**

									189						29,285
--	--	--	--	--	--	--	--	--	-----	--	--	--	--	--	--------

for 2016

**Assignable Square Feet by Building by College/Unit by Department**

**South Village Wing D**

Class-rooms (110-115)	Teaching Labs (210-215)	Open Labs (220-225)	Research Labs (250-255)	Office (300's)	Library & Study (400's)	Ath/Phys Ed & Rec (520-525)	Special Use (500's)	Assembly & Exhibit (610-625)	General Use (600's)	Support (700's)	Health Care (800's)	Residence (900's)	Inactive/Conversion	Uncoded Space	TOTAL ASF
									291			15,265			15,556

**STUDENT AFFAIRS & ENROLLMENT MGMT**

Housing & Residential Programs

									291			15,265			15,556
<b>Building Total:</b>															
									291			15,265			15,556

**Assignable Square Feet by Building by College/Unit by Department** for 2016

**South Village Wing E**

Class-rooms (110-115)	Teaching Labs (210-215)	Open Labs (220-225)	Research Labs (250-255)	Office (300's)	Library & Study (400's)	Ath/Phys Ed & Rec (520-525)	Special Use (500's)	Assembly & Exhibit (610-625)	General Use (600's)	Support (700's)	Health Care (800's)	Residence (900's)	Inactive/Conversion	Uncoded Space	TOTAL ASF
-----------------------	-------------------------	---------------------	-------------------------	----------------	-------------------------	-----------------------------	---------------------	------------------------------	---------------------	-----------------	---------------------	-------------------	---------------------	---------------	-----------

**STUDENT AFFAIRS & ENROLLMENT MGMT**

Housing & Residential Programs															15,806
				235					14,839				732		

**Building Total:**

				235					14,839				732		15,806
--	--	--	--	-----	--	--	--	--	--------	--	--	--	-----	--	--------

for 2016

**Assignable Square Feet by Building by College/Unit by Department**

**Stadium Maintenance Storage**

Class-rooms (110-115)	Teaching Labs (210-215)	Open Labs (220-225)	Research Labs (250-255)	Office (300's)	Library & Study (400's)	Ath/Phys Ed & Rec (520-525)	Special Use (500's)	Assembly & Exhibit (610-625)	General Use (600's)	Support (700's)	Health Care (800's)	Residence (900's)	Inactive/Conversion	Uncoded Space	TOTAL ASF
										1,620					1,620

**FINANCE & ADMINISTRATION**

Facilities Management

										1,620					1,620
<b>Building Total:</b>															
										1,620					1,620

**Assignable Square Feet by Building by College/Unit by Department** for 2016

**Stayer Hall**

Class-rooms (110-115)	Teaching Labs (210-215)	Open Labs (220-225)	Research Labs (250-255)	Office (300's)	Library & Study (400's)	Ath/Phys Ed & Rec (520-525)	Special Use (500's)	Assembly & Exhibit (610-625)	General Use (600's)	Support (700's)	Health Care (800's)	Residence (900's)	Inactive/Conversion	Uncoded Space	TOTAL ASF
<b>EDUCATION &amp; HUMAN SERVICES</b>															
Dean, College of Education															
5,296	741	1,540		6,959					1,264						15,800
Early, Middle & Exceptional Ed															
				4,898											4,898
Educational Foundations															
	382			6,354											6,736
Social Work															
7,001	1,981														8,982

*Education & Human Services Total:*

12,297	3,104	1,540		18,211					1,264						36,416
--------	-------	-------	--	--------	--	--	--	--	-------	--	--	--	--	--	--------

**FINANCE & ADMINISTRATION**

Facilities Management

28															28
----	--	--	--	--	--	--	--	--	--	--	--	--	--	--	----

**Building Total:**

12,325	3,104	1,540		18,211					1,264						36,444
--------	-------	-------	--	--------	--	--	--	--	-------	--	--	--	--	--	--------



**Assignable Square Feet by Building by College/Unit by Department** for 2016  
**Student Memorial Center**

Class-rooms (110-115)	Teaching Labs (210-215)	Open Labs (220-225)	Research Labs (250-255)	Office (300's)	Library & Study (400's)	Ath/Phys Ed & Rec (520-525)	Special Use (500's)	Assembly & Exhibit (610-625)	General Use (600's)	Support (700's)	Health Care (800's)	Residence (900's)	Inactive/Conversion	Uncoded Space	TOTAL ASF
				175					13,114						13,289

**FINANCE & ADMINISTRATION**

Dining and Conference Services																
--------------------------------	--	--	--	--	--	--	--	--	--	--	--	--	--	--	--	--

**STUDENT AFFAIRS & ENROLLMENT MGMT**

Campus Recreation				1,704												1,704
Student Programs				4,555					1,636			2,610				8,801
Student Services				4,723	1,189				76,699			9,838				92,449
VP for Student Affairs				2,202												2,202

*Student Affairs & Enrollment Mgmt Total:*

				13,184	1,189				78,335			12,448				105,156
--	--	--	--	--------	-------	--	--	--	--------	--	--	--------	--	--	--	---------

**Building Total:**

				13,359	1,189				91,449			12,448				118,445
--	--	--	--	--------	-------	--	--	--	--------	--	--	--------	--	--	--	---------

**Assignable Square Feet by Building by College/Unit by Department for 2016**  
**Susan P Luek Hall (Byerly Hall)**

Class-rooms (110-115)	Teaching Labs (210-215)	Open Labs (220-225)	Research Labs (250-255)	Office (300's)	Library & Study (400's)	Ath/Phys Ed & Rec (520-525)	Special Use (500's)	Assembly & Exhibit (610-625)	General Use (600's)	Support (700's)	Health Care (800's)	Residence (900's)	Inactive/Conversion	Uncoded Space	TOTAL ASF
<b>EDUCATION &amp; HUMAN SERVICES</b>															
Psychology															
7,614	981	346	1,143	4,612			1,679		810						17,185
<b>FINANCE &amp; ADMINISTRATION</b>															
Facilities Management															
694				2,377			14								3,085
<b>Building Total:</b>															
8,308	981	346	1,143	6,989			1,693		810						20,270

for 2016

**Assignable Square Feet by Building by College/Unit by Department**

**Susquehanna House**

Class-rooms (110-115)	Teaching Labs (210-215)	Open Labs (220-225)	Research Labs (250-255)	Office (300's)	Library & Study (400's)	Ath/Phys Ed & Rec (520-525)	Special Use (500's)	Assembly & Exhibit (610-625)	General Use (600's)	Support (700's)	Health Care (800's)	Residence (900's)	Inactive/Conversion	Uncoded Space	TOTAL ASF
<b>INACTIVE SPACE</b>															
Inactive Conversion															
													2,304		2,304
<b>Building Total:</b>															
													2,304		2,304

for 2016

**Assignable Square Feet by Building by College/Unit by Department**

**Tanger House**

Class-rooms (110-115)	Teaching Labs (210-215)	Open Labs (220-225)	Research Labs (250-255)	Office (300's)	Library & Study (400's)	Ath/Phys Ed & Rec (520-525)	Special Use (500's)	Assembly & Exhibit (610-625)	General Use (600's)	Support (700's)	Health Care (800's)	Residence (900's)	Inactive/Conversion	Uncoded Space	TOTAL ASF
<b>PRESIDENT</b>															
Office of the President															
												6,416			6,416
<b>Building Total:</b>															
												6,416			6,416

**Assignable Square Feet by Building by College/Unit by Department** for 2016

**Tin Shop**

Class-rooms (110-115)	Teaching Labs (210-215)	Open Labs (220-225)	Research Labs (250-255)	Office (300's)	Library & Study (400's)	Ath/Phys Ed & Rec (520-525)	Special Use (500's)	Assembly & Exhibit (610-625)	General Use (600's)	Support (700's)	Health Care (800's)	Residence (900's)	Inactive/Conversion	Uncoded Space	TOTAL ASF
										1,517					1,517

**FINANCE & ADMINISTRATION**

Facilities Management

										1,517					1,517
<b>Building Total:</b>															
										1,517					1,517

**Assignable Square Feet by Building by College/Unit by Department** for 2016

**Tioga (Pole Barn)**

Class-rooms (110-115)	Teaching Labs (210-215)	Open Labs (220-225)	Research Labs (250-255)	Office (300's)	Library & Study (400's)	Ath/Phys Ed & Rec (520-525)	Special Use (500's)	Assembly & Exhibit (610-625)	General Use (600's)	Support (700's)	Health Care (800's)	Residence (900's)	Inactive/Conversion	Uncoded Space	TOTAL ASF

**FINANCE & ADMINISTRATION**

Facilities Management										7,066					7,066
-----------------------	--	--	--	--	--	--	--	--	--	-------	--	--	--	--	-------

**Building Total:**

										7,066					7,066
--	--	--	--	--	--	--	--	--	--	-------	--	--	--	--	-------

for 2016

**Assignable Square Feet by Building by College/Unit by Department**

**Trolley Barn**

Class-rooms (110-115)	Teaching Labs (210-215)	Open Labs (220-225)	Research Labs (250-255)	Office (300's)	Library & Study (400's)	Ath/Phys Ed & Rec (520-525)	Special Use (500's)	Assembly & Exhibit (610-625)	General Use (600's)	Support (700's)	Health Care (800's)	Residence (900's)	Inactive/Conversion	Uncoded Space	TOTAL ASF

**FINANCE & ADMINISTRATION**

Facilities Management

										8,938					8,938
<b>Building Total:</b>															
										8,938					8,938

**Assignable Square Feet by Building by College/Unit by Department** for 2016

**Ware Center**

Class-rooms (110-115)	Teaching Labs (210-215)	Open Labs (220-225)	Research Labs (250-255)	Office (300's)	Library & Study (400's)	Ath/Phys Ed & Rec (520-525)	Special Use (500's)	Assembly & Exhibit (610-625)	General Use (600's)	Support (700's)	Health Care (800's)	Residence (900's)	Inactive/Conversion	Uncoded Space	TOTAL ASF
-----------------------	-------------------------	---------------------	-------------------------	----------------	-------------------------	-----------------------------	---------------------	------------------------------	---------------------	-----------------	---------------------	-------------------	---------------------	---------------	-----------

**ARTS, HUMANITIES, & SOCIAL SCIENCES**

Ware Center															
11,213	350			3,121				12,975	1,103	2,127					30,889
<b>Building Total:</b>															
11,213	350			3,121				12,975	1,103	2,127					30,889



for 2016

**Assignable Square Feet by Building by College/Unit by Department**

**Washington House**

Class-rooms (110-115)	Teaching Labs (210-215)	Open Labs (220-225)	Research Labs (250-255)	Office (300's)	Library & Study (400's)	Ath/Phys Ed & Rec (520-525)	Special Use (500's)	Assembly & Exhibit (610-625)	General Use (600's)	Support (700's)	Health Care (800's)	Residence (900's)	Inactive/Conversion	Uncoded Space	TOTAL ASF
-----------------------	-------------------------	---------------------	-------------------------	----------------	-------------------------	-----------------------------	---------------------	------------------------------	---------------------	-----------------	---------------------	-------------------	---------------------	---------------	-----------

**STUDENT AFFAIRS & ENROLLMENT MGMT**

VP for Student Affairs				1,052											1,052
------------------------	--	--	--	-------	--	--	--	--	--	--	--	--	--	--	-------

**NONASSIGNABLE**

Nonassignable										430					430
---------------	--	--	--	--	--	--	--	--	--	-----	--	--	--	--	-----

**Building Total:**

				1,052						430					1,482
--	--	--	--	-------	--	--	--	--	--	-----	--	--	--	--	-------

**Assignable Square Feet by Building by College/Unit by Department** for 2016

**West Village Wing A**

Class-rooms (110-115)	Teaching Labs (210-215)	Open Labs (220-225)	Research Labs (250-255)	Office (300's)	Library & Study (400's)	Ath/Phys Ed & Rec (520-525)	Special Use (500's)	Assembly & Exhibit (610-625)	General Use (600's)	Support (700's)	Health Care (800's)	Residence (900's)	Inactive/Conversion	Uncoded Space	TOTAL ASF
-----------------------	-------------------------	---------------------	-------------------------	----------------	-------------------------	-----------------------------	---------------------	------------------------------	---------------------	-----------------	---------------------	-------------------	---------------------	---------------	-----------

**STUDENT AFFAIRS & ENROLLMENT MGMT**

Housing & Residential Programs															
				459	2,288				1,240				46,934		50,921
<b>Building Total:</b>															
				459	2,288				1,240				46,934		50,921

for 2016

**Assignable Square Feet by Building by College/Unit by Department**

**West Village Wing B**

Class-rooms (110-115)	Teaching Labs (210-215)	Open Labs (220-225)	Research Labs (250-255)	Office (300's)	Library & Study (400's)	Ath/Phys Ed & Rec (520-525)	Special Use (500's)	Assembly & Exhibit (610-625)	General Use (600's)	Support (700's)	Health Care (800's)	Residence (900's)	Inactive/Conversion	Uncoded Space	TOTAL ASF
					2,292				1,329			46,781			50,402

**STUDENT AFFAIRS & ENROLLMENT MGMT**

Housing & Residential Programs

					2,292				1,329			46,781			50,402
<b>Building Total:</b>															
					2,292				1,329			46,781			50,402

**Assignable Square Feet by Building by College/Unit by Department** for 2016

**West Village Wing C**

Class-rooms (110-115)	Teaching Labs (210-215)	Open Labs (220-225)	Research Labs (250-255)	Office (300's)	Library & Study (400's)	Ath/Phys Ed & Rec (520-525)	Special Use (500's)	Assembly & Exhibit (610-625)	General Use (600's)	Support (700's)	Health Care (800's)	Residence (900's)	Inactive/Conversion	Uncoded Space	TOTAL ASF
					1,582				129			6,442			8,153

**STUDENT AFFAIRS & ENROLLMENT MGMT**

Housing & Residential Programs															
					1,582				129			6,442			8,153
<b>Building Total:</b>															
					1,582				129			6,442			8,153

for 2016

**Assignable Square Feet by Building by College/Unit by Department**

**Wickersham Hall**

Class-rooms (110-115)	Teaching Labs (210-215)	Open Labs (220-225)	Research Labs (250-255)	Office (300's)	Library & Study (400's)	Ath/Phys Ed & Rec (520-525)	Special Use (500's)	Assembly & Exhibit (610-625)	General Use (600's)	Support (700's)	Health Care (800's)	Residence (900's)	Inactive/Conversion	Uncoded Space	TOTAL ASF
<b>SCIENCE &amp; TECHNOLOGY</b>															
Mathematics															
7,250				6,133	190										13,573
<b>NONASSIGNABLE</b>															
Nonassignable															
													7,829		7,829
<b>Building Total:</b>															
7,250				6,133	190								7,829		21,402

**Assignable Square Feet by Building by College/Unit by Department** *for 2016*  
**Winter Visual And Performing Arts Center**

Class-rooms (110-115)	Teaching Labs (210-215)	Open Labs (220-225)	Research Labs (250-255)	Office (300's)	Library & Study (400's)	Ath/Phys Ed & Rec (520-525)	Special Use (500's)	Assembly & Exhibit (610-625)	General Use (600's)	Support (700's)	Health Care (800's)	Residence (900's)	Inactive/Conversion	Uncoded Space	TOTAL ASF
-----------------------	-------------------------	---------------------	-------------------------	----------------	-------------------------	-----------------------------	---------------------	------------------------------	---------------------	-----------------	---------------------	-------------------	---------------------	---------------	-----------

**ARTS, HUMANITIES, & SOCIAL SCIENCES**

Music	2,845	2,785	2,848	892	6,112	1,319	1,703	30,603	848						49,955
-------	-------	-------	-------	-----	-------	-------	-------	--------	-----	--	--	--	--	--	--------

**Building Total:**

	2,845	2,785	2,848	892	6,112	1,319	1,703	30,603	848						49,955
--	-------	-------	-------	-----	-------	-------	-------	--------	-----	--	--	--	--	--	--------

**Assignable Square Feet by Building by College/Unit by Department** for 2016

**Witmer Infirmary**

Class-rooms (110-115)	Teaching Labs (210-215)	Open Labs (220-225)	Research Labs (250-255)	Office (300's)	Library & Study (400's)	Ath/Phys Ed & Rec (520-525)	Special Use (500's)	Assembly & Exhibit (610-625)	General Use (600's)	Support (700's)	Health Care (800's)	Residence (900's)	Inactive/Conversion	Uncoded Space	TOTAL ASF
															6,746

**STUDENT AFFAIRS & ENROLLMENT MGMT**

Student Health Services															
				996								5,750			6,746
University Police															
				711											711

*Student Affairs & Enrollment Mgmt Total:*

				1,707								5,750			7,457
--	--	--	--	-------	--	--	--	--	--	--	--	-------	--	--	-------

**Building Total:**

				1,707								5,750			7,457
--	--	--	--	-------	--	--	--	--	--	--	--	-------	--	--	-------

**Assignable Square Feet by Building by College/Unit by Department** for 2016

**York House**

Class-rooms (110-115)	Teaching Labs (210-215)	Open Labs (220-225)	Research Labs (250-255)	Office (300's)	Library & Study (400's)	Ath/Phys Ed & Rec (520-525)	Special Use (500's)	Assembly & Exhibit (610-625)	General Use (600's)	Support (700's)	Health Care (800's)	Residence (900's)	Inactive/Conversion	Uncoded Space	TOTAL ASF
-----------------------	-------------------------	---------------------	-------------------------	----------------	-------------------------	-----------------------------	---------------------	------------------------------	---------------------	-----------------	---------------------	-------------------	---------------------	---------------	-----------

**ARTS, HUMANITIES, & SOCIAL SCIENCES**

Music															1,659
	810			849											

**Building Total:**

	810			849											1,659
--	-----	--	--	-----	--	--	--	--	--	--	--	--	--	--	-------



**Assignable Square Feet by Building by College/Unit by Department** for 2016

Class-rooms (110-115)	Teaching Labs (210-215)	Open Labs (220-225)	Research Labs (250-255)	Office (300's)	Library & Study (400's)	Ath/Phys Ed & Rec (520-525)	Special Use (500's)	Assembly & Exhibit (610-625)	General Use (600's)	Support (700's)	Health Care (800's)	Residence (900's)	Inactive/Conversion	Uncoded Space	TOTAL ASF
106,251	131,269	10,081	14,827	232,170	76,257	71,871	12,153	53,260	225,189	66,806	5,750	384,452	14,911		1,405,247
<b>INSTITUTION TOTAL</b>															
<b>2016 Project Total Student Headcount: 7,927</b>															
<b>Institution ASF/Headcount</b>															
13	17	1	2	29	10	9	2	7	28	8	1	48	2		177



Facilities Inventory by Building by Room





## ASF by Campus by Building without Unassignable Space

### Millersville University • Main Campus

Room Id	Room Use Code	Department	College/Administrative U	Stn Cnt	ASF	Features
<b>Adams House</b>						
ADAMS 102	Administrative Office	Experiential Learning & Career Manage	Provost & VP for Academic Affairs	0	0	187 OFFICE
ADAMS 103	Administrative Office Service	Center Disaster Research/Educ	Science & Technology	0	0	241 LOUNGE AREA
ADAMS 104	Administrative Office	Experiential Learning & Career Manage	Provost & VP for Academic Affairs	0	0	132 OFFICE
ADAMS 105	Student Worker Office	Information Technology	Information Technology	0	0	137 OFFICE
ADAMS 106	Administrative Office	Experiential Learning & Career Manage	Provost & VP for Academic Affairs	0	0	121 OFFICE
ADAMS 107	Administrative Office Service	Information Technology	Information Technology	0	0	93 OFFICE
ADAMS 108	Research Lab	Information Technology	Information Technology	0	0	237 FACULTY COMPUTER LAB
ADAMS 110	Conference Room	Experiential Learning & Career Manage	Provost & VP for Academic Affairs	0	0	408 CONFERENCE ROOM
ADAMS 200	Inactive Area	Inactive Conversion	Inactive Space	0	0	237 OFFICE
ADAMS 201	Inactive Area	Inactive Conversion	Inactive Space	0	0	198 OFFICE
ADAMS 201.1	Inactive Area	Inactive Conversion	Inactive Space	0	0	8 CLOSET
ADAMS 204	Conference Room Service	Development	Advancement	0	0	358 COMPUTER ROOM
ADAMS 207	Inactive Area	Inactive Conversion	Inactive Space	0	0	108 OFFICE
ADAMS 208	Conference Room Service	Development	Advancement	0	0	191 COMPUTER ROOM
ADAMS 210	Student Worker Office	Inactive Conversion	Inactive Space	0	0	122 OFFICE
ADAMS 211	Administrative Office	Inactive Conversion	Inactive Space	0	0	103 OFFICE
ADAMS 211.1	Administrative Office Service	Inactive Conversion	Inactive Space	0	0	9 CLOSET
ADAMS 212	Administrative Office	Inactive Conversion	Inactive Space	0	0	119 OFFICE
				<i>Total ASF for Adams House</i>	3,009	

### **Allegheny House**

### **Building Id: ALLEGHE**

ALLEGHENY 1 325	Clerical Office	Inactive Conversion	Inactive Space	0	0	182 RECEPTION
ALLEGHENY 1 305	Faculty Office	Technology Assistance Center	Information Technology	0	0	182 OFFICE
ALLEGHENY 1 305	Faculty Office	Technology Assistance Center	Information Technology	0	0	156 OFFICE
ALLEGHENY 1 305	Faculty Office	Technology Assistance Center	Information Technology	0	0	63 OFFICE
ALLEGHENY 1 310	Faculty Office Service	Inactive Conversion	Inactive Space	0	0	91 STORAGE
ALLEGHENY 1 310	Faculty Office Service	Inactive Conversion	Inactive Space	0	0	110 WORK SPACE
ALLEGHENY 1 310	Faculty Office Service	Inactive Conversion	Inactive Space	0	0	6 CLOSET
ALLEGHENY 1 310	Faculty Office Service	Inactive Conversion	Inactive Space	0	0	12 CLOSET
ALLEGHENY 2 305	Faculty Office	Inactive Conversion	Inactive Space	0	0	154 OFFICE
ALLEGHENY 2 310	Faculty Office Service	Inactive Conversion	Inactive Space	0	0	12 CLOSET
ALLEGHENY 2 305	Faculty Office	Inactive Conversion	Inactive Space	0	0	154 OFFICE

## ASF by Campus by Building without Unassignable Space Millersville University • Main Campus

Room Id	Room Use Code	Department	College/Administrative U	Stn Cnt	ASF	Features
ALLEGHENY 2 310	Faculty Office Service	Inactive Conversion	Inactive Space	0		12 CLOSET
ALLEGHENY 2 305	Faculty Office	Inactive Conversion	Inactive Space	0		154 OFFICE
ALLEGHENY 2 310	Faculty Office Service	Inactive Conversion	Inactive Space	0		12 CLOSET
ALLEGHENY 2 305	Faculty Office	Inactive Conversion	Inactive Space	0		60 OFFICE
ALLEGHENY 2 310	Faculty Office Service	Inactive Conversion	Inactive Space	0		6 CLOSET
<i>Total ASF for Allegheny House</i>						<u>1,366</u>

### Armstrong House

### Building Id: ARMSTRO

ARMSTRONG 680	Meeting Room	Student Programs	Student Affairs & Enrollment Mgmt	0		288 OFFICE
ARMSTRONG 685	Meeting Room Service	Student Programs	Student Affairs & Enrollment Mgmt	0		144 KITCHEN AREA
ARMSTRONG 685	Meeting Room Service	Student Programs	Student Affairs & Enrollment Mgmt	0		156 OFFICE
ARMSTRONG 685	Meeting Room Service	Student Programs	Student Affairs & Enrollment Mgmt	0		4 CLOSET
ARMSTRONG 680	Meeting Room	Student Programs	Student Affairs & Enrollment Mgmt	0		264 OFFICE
ARMSTRONG 685	Meeting Room Service	Student Programs	Student Affairs & Enrollment Mgmt	0		10 CLOSET
ARMSTRONG 685	Meeting Room Service	Student Programs	Student Affairs & Enrollment Mgmt	0		8 CLOSET
ARMSTRONG 685	Meeting Room Service	Student Programs	Student Affairs & Enrollment Mgmt	0		100 OFFICE
ARMSTRONG 685	Meeting Room Service	Student Programs	Student Affairs & Enrollment Mgmt	0		8 CLOSET
ARMSTRONG 685	Meeting Room Service	Student Programs	Student Affairs & Enrollment Mgmt	0		35 STORAGE
ARMSTRONG 685	Meeting Room Service	Student Programs	Student Affairs & Enrollment Mgmt	0		4 CLOSET
ARMSTRONG 725	Shop Service	Nonassignable	Nonassignable	0		484 STORAGE
<i>Total ASF for Armstrong House</i>						<u>1,505</u>

### Bard Hall

### Building Id: BARD

BARD 100	Recreation	Housing & Residential Programs	Student Affairs & Enrollment Mgmt	0		976 LOBBY & LOUNGE
BARD 100.2	Recreation Service	Housing & Residential Programs	Student Affairs & Enrollment Mgmt	0		152 VENDING ROOM
BARD 102	Sleep/Study Service	Housing & Residential Programs	Student Affairs & Enrollment Mgmt	0		109 BUILDING STORAGE
BARD 103	Student Worker Office	Housing & Residential Programs	Student Affairs & Enrollment Mgmt	0		261 OFFICE
BARD 104	Graduate Student Assistant Office	Housing & Residential Programs	Student Affairs & Enrollment Mgmt	0		126 OFFICE
BARD 105	Apartment	Housing & Residential Programs	Student Affairs & Enrollment Mgmt	0		176 KITCHEN APARTMENT
BARD 106	Apartment	Housing & Residential Programs	Student Affairs & Enrollment Mgmt	0		341 LIVING ROOM APARTMENT
BARD 106.1	Apartment	Housing & Residential Programs	Student Affairs & Enrollment Mgmt	0		11 CLOSET
BARD 107	Apartment	Housing & Residential Programs	Student Affairs & Enrollment Mgmt	0		152 BEDROOM APARTMENT
BARD 107.1	Apartment	Housing & Residential Programs	Student Affairs & Enrollment Mgmt	0		21 CLOSET APARTMENT
BARD 108	Apartment	Housing & Residential Programs	Student Affairs & Enrollment Mgmt	0		76 BATHROOM APARTMENT

## ASF by Campus by Building without Unassignable Space Millersville University • Main Campus

Room Id	Room Use Code	Department	College/Administrative U	Stn Cnt	ASF	Features
BARD 108.1	Apartment	Housing & Residential Programs	Student Affairs & Enrollment Mgmt	0	0	6 CLOSET APARTMENT
BARD 109	Apartment	Housing & Residential Programs	Student Affairs & Enrollment Mgmt	0	0	6 CLOSET APARTMENT
BARD 110	Apartment	Housing & Residential Programs	Student Affairs & Enrollment Mgmt	0	0	109 HALL APARTMENT
BARD 111	Apartment	Housing & Residential Programs	Student Affairs & Enrollment Mgmt	0	0	195 BEDROOM APARTMENT
BARD 111.1	Apartment	Housing & Residential Programs	Student Affairs & Enrollment Mgmt	0	0	48 BATHROOM APARTMENT
BARD 111.2	Apartment	Housing & Residential Programs	Student Affairs & Enrollment Mgmt	0	0	43 CLOSET APARTMENT
BARD 119	Sleep/Study w/o Toilet/Bath	Housing & Residential Programs	Student Affairs & Enrollment Mgmt	0	0	176 STUDENT ROOMS
BARD 121	Sleep/Study w/o Toilet/Bath	Housing & Residential Programs	Student Affairs & Enrollment Mgmt	0	0	176 STUDENT ROOMS
BARD 123	Sleep/Study w/o Toilet/Bath	Housing & Residential Programs	Student Affairs & Enrollment Mgmt	0	0	176 STUDENT ROOMS
BARD 125	Sleep/Study w/o Toilet/Bath	Housing & Residential Programs	Student Affairs & Enrollment Mgmt	0	0	176 STUDENT ROOMS
BARD 127	Sleep/Study Service	Housing & Residential Programs	Student Affairs & Enrollment Mgmt	0	0	25 STORAGE
BARD 132	Sleep/Study w/o Toilet/Bath	Housing & Residential Programs	Student Affairs & Enrollment Mgmt	0	0	176 STUDENT ROOMS
BARD 134	Sleep/Study w/o Toilet/Bath	Housing & Residential Programs	Student Affairs & Enrollment Mgmt	0	0	176 STUDENT ROOMS
BARD 136	Sleep/Study w/o Toilet/Bath	Housing & Residential Programs	Student Affairs & Enrollment Mgmt	0	0	176 STUDENT ROOMS
BARD 137	Toilet/Bath	Housing & Residential Programs	Student Affairs & Enrollment Mgmt	0	0	514 BATHROOM (ALL)
BARD 138	Sleep/Study w/o Toilet/Bath	Housing & Residential Programs	Student Affairs & Enrollment Mgmt	0	0	176 STUDENT ROOMS
BARD 139	Sleep/Study w/o Toilet/Bath	Housing & Residential Programs	Student Affairs & Enrollment Mgmt	0	0	176 STUDENT ROOMS
BARD 140	Sleep/Study w/o Toilet/Bath	Housing & Residential Programs	Student Affairs & Enrollment Mgmt	0	0	176 STUDENT ROOMS
BARD 141	Sleep/Study w/o Toilet/Bath	Housing & Residential Programs	Student Affairs & Enrollment Mgmt	0	0	176 STUDENT ROOMS
BARD 142	Sleep/Study w/o Toilet/Bath	Housing & Residential Programs	Student Affairs & Enrollment Mgmt	0	0	176 STUDENT ROOMS
BARD 143	Sleep/Study w/o Toilet/Bath	Housing & Residential Programs	Student Affairs & Enrollment Mgmt	0	0	176 STUDENT ROOMS
BARD 144	Sleep/Study w/o Toilet/Bath	Housing & Residential Programs	Student Affairs & Enrollment Mgmt	0	0	176 STUDENT ROOMS
BARD 145	Sleep/Study w/o Toilet/Bath	Housing & Residential Programs	Student Affairs & Enrollment Mgmt	0	0	176 STUDENT ROOMS
BARD 146	Sleep/Study w/o Toilet/Bath	Housing & Residential Programs	Student Affairs & Enrollment Mgmt	0	0	176 STUDENT ROOMS
BARD 147	Sleep/Study w/o Toilet/Bath	Housing & Residential Programs	Student Affairs & Enrollment Mgmt	0	0	176 STUDENT ROOMS
BARD 148	Sleep/Study w/o Toilet/Bath	Housing & Residential Programs	Student Affairs & Enrollment Mgmt	0	0	176 STUDENT ROOMS
BARD 150	Sleep/Study w/o Toilet/Bath	Housing & Residential Programs	Student Affairs & Enrollment Mgmt	0	0	139 STUDENT ROOMS
BARD 209	Sleep/Study w/o Toilet/Bath	Housing & Residential Programs	Student Affairs & Enrollment Mgmt	0	0	139 STUDENT ROOMS
BARD 210	Sleep/Study w/o Toilet/Bath	Housing & Residential Programs	Student Affairs & Enrollment Mgmt	0	0	176 STUDENT ROOMS
BARD 211	Sleep/Study w/o Toilet/Bath	Housing & Residential Programs	Student Affairs & Enrollment Mgmt	0	0	176 STUDENT ROOMS
BARD 212	Sleep/Study w/o Toilet/Bath	Housing & Residential Programs	Student Affairs & Enrollment Mgmt	0	0	176 STUDENT ROOMS
BARD 213	Sleep/Study w/o Toilet/Bath	Housing & Residential Programs	Student Affairs & Enrollment Mgmt	0	0	176 STUDENT ROOMS
BARD 214	Sleep/Study w/o Toilet/Bath	Housing & Residential Programs	Student Affairs & Enrollment Mgmt	0	0	176 STUDENT ROOMS
BARD 215	Sleep/Study w/o Toilet/Bath	Housing & Residential Programs	Student Affairs & Enrollment Mgmt	0	0	176 STUDENT ROOMS
BARD 216	Sleep/Study w/o Toilet/Bath	Housing & Residential Programs	Student Affairs & Enrollment Mgmt	0	0	176 STUDENT ROOMS
BARD 217	Sleep/Study w/o Toilet/Bath	Housing & Residential Programs	Student Affairs & Enrollment Mgmt	0	0	176 STUDENT ROOMS





## ASF by Campus by Building without Unassignable Space Millersville University • Main Campus

Room Id	Room Use Code	Department	College/Administrative U	Stn Cnt	ASF	Features
BARD 319	Sleep/Study w/o Toilet/Bath	Housing & Residential Programs	Student Affairs & Enrollment Mgmt	0		176 STUDENT ROOMS
BARD 320	Sleep/Study w/o Toilet/Bath	Housing & Residential Programs	Student Affairs & Enrollment Mgmt	0		176 STUDENT ROOMS
BARD 321	Sleep/Study w/o Toilet/Bath	Housing & Residential Programs	Student Affairs & Enrollment Mgmt	0		176 STUDENT ROOMS
BARD 322	Sleep/Study w/o Toilet/Bath	Housing & Residential Programs	Student Affairs & Enrollment Mgmt	0		176 STUDENT ROOMS
BARD 323	Sleep/Study w/o Toilet/Bath	Housing & Residential Programs	Student Affairs & Enrollment Mgmt	0		176 STUDENT ROOMS
BARD 324	Sleep/Study w/o Toilet/Bath	Housing & Residential Programs	Student Affairs & Enrollment Mgmt	0		176 STUDENT ROOMS
BARD 325	Sleep/Study w/o Toilet/Bath	Housing & Residential Programs	Student Affairs & Enrollment Mgmt	0		176 STUDENT ROOMS
BARD 326	Sleep/Study w/o Toilet/Bath	Housing & Residential Programs	Student Affairs & Enrollment Mgmt	0		176 STUDENT ROOMS
BARD 327	Toilet/Bath	Housing & Residential Programs	Student Affairs & Enrollment Mgmt	0		747 BATHROOM
BARD 329	Sleep/Study Service	Housing & Residential Programs	Student Affairs & Enrollment Mgmt	0		20 CLOSET
BARD 332	Sleep/Study w/o Toilet/Bath	Housing & Residential Programs	Student Affairs & Enrollment Mgmt	0		176 STUDENT ROOMS
BARD 334	Sleep/Study w/o Toilet/Bath	Housing & Residential Programs	Student Affairs & Enrollment Mgmt	0		176 STUDENT ROOMS
BARD 336	Sleep/Study w/o Toilet/Bath	Housing & Residential Programs	Student Affairs & Enrollment Mgmt	0		176 STUDENT ROOMS
BARD 338	Sleep/Study w/o Toilet/Bath	Housing & Residential Programs	Student Affairs & Enrollment Mgmt	0		176 STUDENT ROOMS
BARD 339	Sleep/Study w/o Toilet/Bath	Housing & Residential Programs	Student Affairs & Enrollment Mgmt	0		176 STUDENT ROOMS
BARD 340	Sleep/Study w/o Toilet/Bath	Housing & Residential Programs	Student Affairs & Enrollment Mgmt	0		176 STUDENT ROOMS
BARD 341	Sleep/Study w/o Toilet/Bath	Housing & Residential Programs	Student Affairs & Enrollment Mgmt	0		176 STUDENT ROOMS
BARD 342	Sleep/Study w/o Toilet/Bath	Housing & Residential Programs	Student Affairs & Enrollment Mgmt	0		176 STUDENT ROOMS
BARD 343	Sleep/Study w/o Toilet/Bath	Housing & Residential Programs	Student Affairs & Enrollment Mgmt	0		176 STUDENT ROOMS
BARD 344	Sleep/Study w/o Toilet/Bath	Housing & Residential Programs	Student Affairs & Enrollment Mgmt	0		176 STUDENT ROOMS
BARD 345	Sleep/Study w/o Toilet/Bath	Housing & Residential Programs	Student Affairs & Enrollment Mgmt	0		176 STUDENT ROOMS
BARD 346	Sleep/Study w/o Toilet/Bath	Housing & Residential Programs	Student Affairs & Enrollment Mgmt	0		176 STUDENT ROOMS
BARD 347	Sleep/Study w/o Toilet/Bath	Housing & Residential Programs	Student Affairs & Enrollment Mgmt	0		176 STUDENT ROOMS
BARD 348	Sleep/Study w/o Toilet/Bath	Housing & Residential Programs	Student Affairs & Enrollment Mgmt	0		176 STUDENT ROOMS
BARD 350	Sleep/Study w/o Toilet/Bath	Housing & Residential Programs	Student Affairs & Enrollment Mgmt	0		139 STUDENT ROOMS
BARD B-02	Sleep/Study Service	Housing & Residential Programs	Student Affairs & Enrollment Mgmt	0		231 LAUNDRY ROOM
BARD B-06	Recreation	Housing & Residential Programs	Student Affairs & Enrollment Mgmt	0		579 WEIGHT ROOM & BIKES
BARD B-08	Sleep/Study Service	Housing & Residential Programs	Student Affairs & Enrollment Mgmt	0		189 CANTEEN
BARD B-09	Recreation	Housing & Residential Programs	Student Affairs & Enrollment Mgmt	0		1,623 RECREATION ROOM
BARD B-10	Sleep/Study Service	Housing & Residential Programs	Student Affairs & Enrollment Mgmt	0		486 STORAGE
BARD B-11	Shop	Housing & Residential Programs	Student Affairs & Enrollment Mgmt	0		603 EQUIPMENT REPAIR (CUST
BARD B-16	Sleep/Study Service	Housing & Residential Programs	Student Affairs & Enrollment Mgmt	0		600 STORAGE ROOM
BARD B-17	Sleep/Study Service	Housing & Residential Programs	Student Affairs & Enrollment Mgmt	0		921 STORAGE ROOM
<i>Total ASF for Bard Hall</i>						<u>24,888</u>

## ASF by Campus by Building without Unassignable Space

### Millersville University • Main Campus

Room Id	Room Use Code	Department	College/Administrative U	Stn Cnt	ASF	Features
<b>Bedford House</b>						
BEDFORD 101 336	Student Worker Office	Civic and Community Engagement and	Provost & VP for Academic Affairs	0	0	122 OFFICE
BEDFORD 102 320	Administrative Office Service	Civic and Community Engagement and	Provost & VP for Academic Affairs	0	0	108 KITCHEN
BEDFORD 103 315	Administrative Office	Civic and Community Engagement and	Provost & VP for Academic Affairs	0	0	169 OFFICE
BEDFORD 103 320	Administrative Office Service	Civic and Community Engagement and	Provost & VP for Academic Affairs	0	0	9 CLOSET
BEDFORD 104 315	Administrative Office	Civic and Community Engagement and	Provost & VP for Academic Affairs	0	0	175 OFFICE
BEDFORD 105 315	Administrative Office	Civic and Community Engagement and	Provost & VP for Academic Affairs	0	0	181 OFFICE
BEDFORD 206 250	Research Lab	Civic and Community Engagement and	Provost & VP for Academic Affairs	0	0	294 POLLING CENTER
BEDFORD 208 365	Conference Room	Civic and Community Engagement and	Provost & VP for Academic Affairs	0	0	159 CONFERENCE ROOM
BEDFORD 208 320	Administrative Office Service	Civic and Community Engagement and	Provost & VP for Academic Affairs	0	0	8 CLOSET
BEDFORD 209 315	Administrative Office	Civic and Community Engagement and	Provost & VP for Academic Affairs	0	0	143 OFFICE
BEDFORD 209 320	Administrative Office Service	Civic and Community Engagement and	Provost & VP for Academic Affairs	0	0	3 CLOSET
BEDFORD 210 320	Administrative Office Service	Civic and Community Engagement and	Provost & VP for Academic Affairs	0	0	3 CLOSET
				<i>Total ASF for Bedford House</i>		1,374

### **Berks House**

BERKS 001 725	Shop Service	Inactive Conversion	Inactive Space	0	0	221 STORAGE
BERKS 002 970	House	Inactive Conversion	Inactive Space	0	0	123 UTILITY
BERKS 003 725	Shop Service	Inactive Conversion	Inactive Space	0	0	115 STORAGE
BERKS 004 725	Shop Service	Inactive Conversion	Inactive Space	0	0	183 STORAGE
BERKS 005 725	Shop Service	Inactive Conversion	Inactive Space	0	0	49 RESTROOM
BERKS 006 725	Shop Service	Inactive Conversion	Inactive Space	0	0	86 STORAGE
BERKS 100 970	House	Inactive Conversion	Inactive Space	0	0	148 APARTMENT VESTIBULE
BERKS 101 970	House	Inactive Conversion	Inactive Space	0	0	161 BEDROOM APARTMENT
BERKS 102 970	House	Inactive Conversion	Inactive Space	0	0	10 CORRIDOR
BERKS 102A 970	House	Inactive Conversion	Inactive Space	0	0	15 LINEN CLOSET
BERKS 103 970	House	Inactive Conversion	Inactive Space	0	0	57 RESTROOM
BERKS 103A 970	House	Inactive Conversion	Inactive Space	0	0	3 LINEN CLOSET
BERKS 103B 970	House	Inactive Conversion	Inactive Space	0	0	10 CLOSET
BERKS 104 970	House	Inactive Conversion	Inactive Space	0	0	179 KITCHEN
BERKS 105 970	House	Inactive Conversion	Inactive Space	0	0	98 BEDROOM APARTMENT
BERKS 106 970	House	Inactive Conversion	Inactive Space	0	0	160 BEDROOM APARTMENT
BERKS 200 970	House	Inactive Conversion	Inactive Space	0	0	158 BEDROOM APARTMENT

### **Building Id: BERKS**

## ASF by Campus by Building without Unassignable Space Millersville University • Main Campus

Room Id	Room Use Code	Department	College/Administrative U	Stn Cnt	ASF	Features
BERKS 200A	970	House	Inactive Space	0		5 CLOSET
BERKS 201	970	House	Inactive Space	0		95 BEDROOM APARTMENT
BERKS 201A	970	House	Inactive Space	0		14 CLOSET
BERKS 202	970	House	Inactive Space	0		56 RESTROOM
BERKS 203	970	House	Inactive Space	0		88 KITCHEN
BERKS 204	970	House	Inactive Space	0		159 BEDROOM APARTMENT
BERKS 204A	970	House	Inactive Space	0		4 CLOSET
BERKS 205	970	House	Inactive Space	0		112 BEDROOM APARTMENT
BERKS 206	970	House	Inactive Space	0		16 CLOSET
BERKS 207	970	House	Inactive Space	0		6 CLOSET
BERKS 300	970	House	Inactive Space	0		443 STORAGE
BERKS 301	970	House	Inactive Space	0		166 STORAGE
BERKS C2.1	970	House	Inactive Space	0		41 CORRIDOR
BERKS Garage 725		Shop Service	Inactive Space	0		481 STORAGE
BERKS Garage 725		Shop Service	Inactive Space	0		107 STORAGE
BERKS S1.0	970	House	Inactive Space	0		24 STAIRS
BERKS S1.1	970	House	Inactive Space	0		55 STAIRWELL
BERKS S1.2	970	House	Inactive Space	0		44 STAIRWELL
BERKS S1.3	970	House	Inactive Space	0		24 STAIRWELL
				<i>Total ASF for Berks House</i>	<u>3,716</u>	

### ***Biemesderfer Executive Center***

BIEMESDERFE 325	Clerical Office	Provost/Vice President for Academic Af	Provost & VP for Academic Affairs			128 CLERICAL OFFICE
BIEMESDERFE 330	Clerical Office Service	Provost/Vice President for Academic Af	Provost & VP for Academic Affairs			28 OFFICE STORAGE
BIEMESDERFE 315	Administrative Office	Office of the President	President			320 OFFICE
BIEMESDERFE 325	Clerical Office	Office of the President	President			220 SECRETARY
BIEMESDERFE 325	Clerical Office	Provost/Vice President for Academic Af	Provost & VP for Academic Affairs			212 OFFICE CLERICAL
BIEMESDERFE 320	Administrative Office Service	Provost/Vice President for Academic Af	Provost & VP for Academic Affairs			108 COPY ROOM
BIEMESDERFE 325	Clerical Office	Provost/Vice President for Academic Af	Provost & VP for Academic Affairs	0		335 CLERICAL OFFICE
BIEMESDERFE 315	Administrative Office	Provost/Vice President for Academic Af	Provost & VP for Academic Affairs	0		365 VP OFFICE
BIEMESDERFE 315	Administrative Office	Provost/Vice President for Academic Af	Provost & VP for Academic Affairs	0		108 ASSOC.VP OFFICE
BIEMESDERFE 315	Administrative Office	Provost/Vice President for Academic Af	Provost & VP for Academic Affairs	0		116 ASSOC.VP OFFICE
BIEMESDERFE 320	Administrative Office Service	Office of the President	President	0		64 COPY ROOM
BIEMESDERFE 315	Administrative Office	Office of the President	President	0		536 PRES. OFFICE
BIEMESDERFE 365	Conference Room	Office of the President	President	0		1,091 CONFERENCE ROOM

### ***Building Id: BIEMESD***

## ASF by Campus by Building without Unassignable Space Millersville University • Main Campus

Room Id	Room Use Code	Department	College/Administrative U	Stn Cnt	ASF	Features
BIEMESDERFE 315	Administrative Office	Office of the President	President	0	314	PRES. SEC
BIEMESDERFE 325	Clerical Office	Office of the President	President	0	212	CLERICAL OFFICE
BIEMESDERFE 315	Administrative Office	Office of the President	President	0	122	CLERICAL SPACE
BIEMESDERFE 315	Administrative Office	Office of the President	President	0	142	CLERICAL SPACE
BIEMESDERFE 070	Unfinished Area	Nonassignable	Nonassignable	0	37	UNUSABLE
<i>Total ASF for Biemesderfer Executive Center</i>					<u>4,458</u>	

### **Biemesderfer Stadium**

BIEMESDERFE 315	Administrative Office	Athletics	Athletics	0	220	OFFICE
BIEMESDERFE 525	Athletic and P.E. Service	Athletics	Athletics	0	1,087	LOCKER ROOM
BIEMESDERFE 525	Athletic and P.E. Service	Athletics	Athletics	0	131	SHOWER
BIEMESDERFE 525	Athletic and P.E. Service	Athletics	Athletics	0	88	BATHROOM
BIEMESDERFE 660	Merchandising	Athletics	Athletics	0	257	SNACK BAR
BIEMESDERFE 525	Athletic and P.E. Service	Athletics	Athletics	0	55	TICKET WINDOW
BIEMESDERFE 525	Athletic and P.E. Service	Athletics	Athletics	0	78	STORAGE
BIEMESDERFE 525	Athletic and P.E. Service	Athletics	Athletics	0	175	SHOWER
BIEMESDERFE 525	Athletic and P.E. Service	Athletics	Athletics	0	230	SHOWER DRY OFF AREA
BIEMESDERFE 525	Athletic and P.E. Service	Athletics	Athletics	0	224	BATHROOM
BIEMESDERFE 525	Athletic and P.E. Service	Athletics	Athletics	0	627	LOCKER ROOM
BIEMESDERFE 525	Athletic and P.E. Service	Athletics	Athletics	0	204	SHOWER
BIEMESDERFE 525	Athletic and P.E. Service	Athletics	Athletics	0	39	DRESSING ROOM
BIEMESDERFE 525	Athletic and P.E. Service	Athletics	Athletics	0	68	BATHROOM
BIEMESDERFE 525	Athletic and P.E. Service	Athletics	Athletics	0	149	DRESSING ROOM
BIEMESDERFE 525	Athletic and P.E. Service	Athletics	Athletics	0	166	TRAINING ROOM
BIEMESDERFE 525	Athletic and P.E. Service	Athletics	Athletics	0	461	TRAINING ROOM
BIEMESDERFE 315	Administrative Office	Athletics	Athletics	0	74	OFFICE
BIEMESDERFE 525	Athletic and P.E. Service	Athletics	Athletics	0	1,870	LOCKER ROOM
BIEMESDERFE 525	Athletic and P.E. Service	Athletics	Athletics	0	224	BATHROOM
BIEMESDERFE 525	Athletic and P.E. Service	Athletics	Athletics	0	177	SHOWER DRY OFF AREA
BIEMESDERFE 525	Athletic and P.E. Service	Athletics	Athletics	0	175	SHOWER
BIEMESDERFE 525	Athletic and P.E. Service	Athletics	Athletics	0	55	TICKET WINDOW
BIEMESDERFE 525	Athletic and P.E. Service	Athletics	Athletics	0	894	LAUNDRY & STORAGE
BIEMESDERFE 525	Athletic and P.E. Service	Athletics	Athletics	0	392	OFFICE
BIEMESDERFE 660	Merchandising	Athletics	Athletics	0	257	SNACK BAR
BIEMESDERFE 525	Athletic and P.E. Service	Athletics	Athletics	0	180	PRESS BOX

### **Building Id: BIEMESD**

## ASF by Campus by Building without Unassignable Space Millersville University • Main Campus

Room Id	Room Use Code	Department	College/Administrative U	Stn Cnt	ASF	Features
---------	---------------	------------	--------------------------	---------	-----	----------

*Total ASF for Biemesderfer Stadium*      8,557

### **Bishop Garage**

### **Building Id: BISHOP G**

BISHOP GARA 725	Shop Service	Facilities Management	Finance & Administration	0		7,776 EQUIPMENT & STORAGE
BISHOP GARA 720	Shop	Facilities Management	Finance & Administration	0		1,896 GARAGE SERVICE AREA
BISHOP GARA 725	Shop Service	Facilities Management	Finance & Administration	0		245 PARTS ROOM
BISHOP GARA 725	Shop Service	Facilities Management	Finance & Administration	0		109 TOOL STORAGE
BISHOP GARA 315	Administrative Office	Facilities Management	Finance & Administration	0		168 OFFICE
BISHOP GARA 315	Administrative Office	Facilities Management	Finance & Administration	0		108 OFFICE
BISHOP GARA 725	Shop Service	Facilities Management	Finance & Administration	0		155 TOOL STORAGE
BISHOP GARA 725	Shop Service	Facilities Management	Finance & Administration	0		427 WASH STALL
BISHOP GARA 720	Shop	Facilities Management	Finance & Administration	0		1,041 GROUNDS SERVICE AREA

*Total ASF for Bishop Garage*      11,925

### **Blair House**

### **Building Id: BLAIR**

BLAIR 100	365	Conference Room	AFSCME Union	0		241 CONFERENCE ROOM
BLAIR 101	370	Conference Room Service	AFSCME Union	0		156 CONFERENCE SERVICE
BLAIR 103	320	Administrative Office Service	AFSCME Union	0		12 CLOSET
BLAIR 104	315	Administrative Office	AFSCME Union	0		144 OFFICE
BLAIR 106	315	Administrative Office	AFSCME Union	0		102 OFFICE
BLAIR 200	315	Administrative Office	General Services	0		238 OFFICE
BLAIR 200.1	320	Administrative Office Service	General Services	0		16 CLOSET
BLAIR 201	315	Administrative Office	General Services	0		188 OFFICE
BLAIR 201.1	320	Administrative Office Service	General Services	0		10 CLOSET

*Total ASF for Blair House*      1,107

### **Boyer Computer Building**

### **Building Id: BOYER**

BOYER 002	755	Central Service Support	University Services	0		694 PRINTING PREP AREA
BOYER 003	755	Central Service Support	University Services	0		91 CLOSET
BOYER 005	750	Central Service	University Services	0		220 DARKROOM 5 AND DARKRO
BOYER 007	710	Central Computer/Telecom	Information Technology	0		417 COMPUTER ROOM
BOYER 008	715	Central Computer/Telecom Servi	Information Technology	0		152 FILM - STORAGE - TAPE
BOYER 009	710	Central Computer/Telecom	Information Technology	0		732 MU COMPUTER ROOM

## ASF by Campus by Building without Unassignable Space Millersville University • Main Campus

Room Id	Room Use Code	Department	College/Administrative U	Stn Cnt	ASF	Features
BOYER 009.1	710	Central Computer/Telecom	Information Technology	0	0	614 SYTEC COMPUTER ROOM
BOYER 012	315	Administrative Office	Information Technology	0	0	60 OFFICE
BOYER 013	315	Administrative Office	Information Technology	0	0	114 OFFICE
BOYER 017	315	Administrative Office	Information Technology	0	0	131 OFFICE
BOYER 018	315	Administrative Office	Information Technology	0	0	142 OFFICE
BOYER 019	315	Administrative Office	Information Technology	0	0	450 COMPUTER HELP DESK
BOYER 022	320	Administrative Office Service	Information Technology	0	0	20 CLOSET
BOYER 102	315	Administrative Office	Information Technology	0	0	193 OFFICE
BOYER 102A	315	Administrative Office	Information Technology	0	0	158 OFFICE
BOYER 103	315	Administrative Office	Information Technology	0	0	113 OFFICE
BOYER 104	315	Administrative Office	Information Technology	0	0	189 OFFICE
BOYER 118	315	Administrative Office	Finance & Administration	0	0	258 OFFICE
BOYER 119	315	Administrative Office	Finance & Administration	0	0	258 OFFICE
BOYER 120	750	Central Service	Finance & Administration	0	0	2,694 PRINTING
BOYER 121	755	Central Service Support	Finance & Administration	0	0	1,465 WAREHOUSE STORAGE
BOYER 123	750	Central Service	Finance & Administration	0	0	1,030 MAIN POST OFFICE
BOYER 123A	750	Central Service	Finance & Administration	0	0	104 POST OFFICE CUSTOMER S
BOYER 123B	750	Central Service	Finance & Administration	0	0	30 CAMERA ROOM
BOYER 14-15-	315	Administrative Office	Information Technology	0	0	285 OFFICE WAS 14, 15 AND 16
BOYER 202	315	Administrative Office	Information Technology	0	0	116 OFFICE
BOYER 203	315	Administrative Office	Information Technology	0	0	116 OFFICE
BOYER 204	315	Administrative Office	Information Technology	0	0	140 OFFICE
BOYER 205	315	Administrative Office	Information Technology	0	0	100 OFFICE
BOYER 206	315	Administrative Office	Information Technology	0	0	131 OFFICE
BOYER 207	315	Administrative Office	Information Technology	0	0	131 OFFICE
BOYER 208	315	Administrative Office	Information Technology	0	0	150 OFFICE
BOYER 209A	315	Administrative Office	Information Technology	0	0	69 OFFICE
BOYER 209B	315	Administrative Office	Information Technology	0	0	101 OFFICE
BOYER 209C	315	Administrative Office	Information Technology	0	0	99 OFFICE
BOYER 209D	315	Administrative Office	Information Technology	0	0	99 OFFICE
BOYER 209E	315	Administrative Office	Information Technology	0	0	99 OFFICE
BOYER 209F	315	Administrative Office	Information Technology	0	0	81 OFFICE
BOYER 209G	315	Administrative Office	Information Technology	0	0	68 OFFICE
BOYER 209H	315	Administrative Office	Information Technology	0	0	68 OFFICE
BOYER 209I	315	Administrative Office	Information Technology	0	0	69 OFFICE
BOYER 209J	315	Administrative Office	Information Technology	0	0	68 OFFICE

## ASF by Campus by Building without Unassignable Space Millersville University • Main Campus

Room Id	Room Use Code	Department	College/Administrative U	Stn Cnt	ASF	Features
BOYER 209K	Administrative Office	Information Technology	Information Technology	0	0	66 OFFICE
BOYER 209L	Administrative Office	Information Technology	Information Technology	0	0	66 OFFICE
BOYER 209M	Administrative Office	Information Technology	Information Technology	0	0	66 OFFICE
BOYER 216	Administrative Office Service	Vice President for Information Technol	Information Technology	0	0	14 STORAGE OFFICE
BOYER 217A	Administrative Office	Vice President for Information Technol	Information Technology	0	0	147 OFFICE
BOYER 218	Administrative Office	Information Technology	Information Technology	0	0	115 OFFICE
BOYER 219	Administrative Office	Information Technology	Information Technology	0	0	120 OFFICE
BOYER 226	Clerical Office	Vice President for Information Technol	Information Technology	0	0	97 RECEPTION AREA
BOYER 228	Administrative Office Service	Vice President for Information Technol	Information Technology	0	0	356 MANUAL LIBRARY
BOYER 229	Administrative Office	Information Technology	Information Technology	0	0	296 OFFICE
BOYER 229A	Administrative Office	Information Technology	Information Technology	0	0	88 OFFICE
BOYER 231	Conference Room	Vice President for Information Technol	Information Technology	0	0	828 CONFERENCE ROOM
BOYER 231.2	Administrative Office Service	Vice President for Information Technol	Information Technology	0	0	72 STORAGE CLOSET
BOYER 233	Administrative Office Service	Vice President for Information Technol	Information Technology	0	0	8 OFFICE STORAGE CLOSET
BOYER 235	Conference Room	Information Technology	Information Technology	0	0	847 CONFERENCE ROOM
BOYER 235.2	Administrative Office Service	Information Technology	Information Technology	0	0	21 STORAGE CLOSET
BOYER 237A	Administrative Office	Information Technology	Information Technology	0	0	236 OFFICE
BOYER 237B	Administrative Office	Information Technology	Information Technology	0	0	58 OFFICE
BOYER 237C	Administrative Office	Information Technology	Information Technology	0	0	91 OFFICE
BOYER 237D	Administrative Office	Information Technology	Information Technology	0	0	113 OFFICE
BOYER 238	Administrative Office	Information Technology	Information Technology	0	0	127 OFFICE
BOYER 239	Administrative Office	Information Technology	Information Technology	0	0	171 OFFICE
BOYER 240	Administrative Office	Information Technology	Information Technology	0	0	122 OFFICE
BOYER 241	Administrative Office	Information Technology	Information Technology	0	0	129 OFFICE
BOYER 242	Administrative Office Service	Information Technology	Information Technology	0	0	108 STORAGE ROOM
BOYER 243	Administrative Office	Information Technology	Information Technology	0	0	180 OFFICE
BOYER 244	Administrative Office	Information Technology	Information Technology	0	0	212 OFFICE
BOYER 300	Lounge	Information Technology	Information Technology	0	0	323 LOUNGE AREA/KITCHEN
BOYER 9.1A	Central Computer/Telecom Servi	Information Technology	Information Technology	0	0	74 TAPE STORAGE
				<i>Total ASF for Boyer Computer Building</i>		<i>17,470</i>

### Breidenstine Hall

BREID 100	620	Exhibit and Museum	Art & Design	Arts, Humanities, & Social Sciences	1,635	EXHIBIT DISPLAY AREA
BREID 101	325	Clerical Office	Art & Design	Arts, Humanities, & Social Sciences	413	SECRETARY OFFICE AREA
BREID 101A	305	Faculty Office	Art & Design	Arts, Humanities, & Social Sciences	139	OFFICE

## ASF by Campus by Building without Unassignable Space Millersville University • Main Campus

Room Id	Room Use Code	Department	College/Administrative U	Stn Cnt	ASF	Features
BREID 101B	Faculty Office	Art & Design	Arts, Humanities, & Social Sciences		221	OFFICE
BREID 101C	Faculty Office	Art & Design	Arts, Humanities, & Social Sciences		111	OFFICE
BREID 101D	Faculty Office	Art & Design	Arts, Humanities, & Social Sciences		111	OFFICE
BREID 101F	Clerical Office Service	Art & Design	Arts, Humanities, & Social Sciences		72	OFFICE STORAGE
BREID 104	Classroom	Shared Classrooms - Humanities and S	Arts, Humanities, & Social Sciences		1,376	CLASSROOM
BREID 104.1	Classroom Service	Shared Classrooms - Humanities and S	Arts, Humanities, & Social Sciences		30	CLOSET
BREID 104.2	Classroom Service	Shared Classrooms - Humanities and S	Arts, Humanities, & Social Sciences		30	CLOSET
BREID 105A	Teaching Lab Service	Art & Design	Arts, Humanities, & Social Sciences		59	AUDIO ROOM
BREID 107	Teaching Lab Service	Art & Design	Arts, Humanities, & Social Sciences		193	RECEIVING
BREID 108	Lounge	Art & Design	Arts, Humanities, & Social Sciences		118	LOUNGE
BREID 111	Teaching Lab Service	Art & Design	Arts, Humanities, & Social Sciences		226	STORAGE
BREID 111A	Teaching Lab Service	Art & Design	Arts, Humanities, & Social Sciences		183	STORAGE
BREID 112	Teaching Lab	Art & Design	Arts, Humanities, & Social Sciences		936	FOUNDRY
BREID 112A	Teaching Lab Service	Art & Design	Arts, Humanities, & Social Sciences		447	SHOP
BREID 112B	Faculty Office	Art & Design	Arts, Humanities, & Social Sciences		264	OFFICE
BREID 112C	Teaching Lab	Art & Design	Arts, Humanities, & Social Sciences		928	SCULPTURE STUDIO
BREID 112D	Teaching Lab Service	Art & Design	Arts, Humanities, & Social Sciences		400	CASTING AREA
BREID 112E	Teaching Lab Service	Art & Design	Arts, Humanities, & Social Sciences		247	SHEET METAL
BREID 112F	Teaching Lab Service	Art & Design	Arts, Humanities, & Social Sciences		288	PLASTER
BREID 112G	Teaching Lab Service	Art & Design	Arts, Humanities, & Social Sciences		141	STORAGE
BREID 112H	Teaching Lab Service	Art & Design	Arts, Humanities, & Social Sciences		104	STORAGE
BREID 122C	Classroom Service	Shared Classrooms - Humanities and S	Arts, Humanities, & Social Sciences		36	CLOSET
BREID 200A	Teaching Lab Service	Art & Design	Arts, Humanities, & Social Sciences		150	STORAGE
BREID 201	Classroom	Art & Design	Arts, Humanities, & Social Sciences		1,017	CLASSROOM
BREID 202	Classroom	Art & Design	Arts, Humanities, & Social Sciences		671	CLASSROOM
BREID 205	Teaching Lab Service	Art & Design	Arts, Humanities, & Social Sciences		534	SEMINAR ROOM
BREID 205A	Teaching Lab Service	Art & Design	Arts, Humanities, & Social Sciences		115	STORAGE
BREID 205B	Teaching Lab Service	Art & Design	Arts, Humanities, & Social Sciences		57	PREP ROOM
BREID 205C	Teaching Lab Service	Art & Design	Arts, Humanities, & Social Sciences		87	STORAGE
BREID 205D	Faculty Office	Art & Design	Arts, Humanities, & Social Sciences		150	OFFICE
BREID 209	Classroom	Art & Design	Arts, Humanities, & Social Sciences		1,885	CLASSROOM
BREID 209.1	Classroom Service	Art & Design	Arts, Humanities, & Social Sciences		20	CLOSET
BREID 209A	Faculty Office	Art & Design	Arts, Humanities, & Social Sciences		231	OFFICE
BREID 210	Faculty Office	Art & Design	Arts, Humanities, & Social Sciences		309	OFFICE
BREID 210A	Teaching Lab Service	Art & Design	Arts, Humanities, & Social Sciences		42	DARKROOM
BREID 212	Faculty Office	Art & Design	Arts, Humanities, & Social Sciences		360	OFFICE



## ASF by Campus by Building without Unassignable Space Millersville University • Main Campus

Room Id	Room Use Code	Department	College/Administrative U	Stn Cnt	ASF	Features
BREID 213	Teaching Lab	Art & Design	Arts, Humanities, & Social Sciences			2,174 PRINTMAKING STUDIO
BREID 213A	Teaching Lab Service	Art & Design	Arts, Humanities, & Social Sciences			59 STORAGE
BREID 213B	Teaching Lab Service	Art & Design	Arts, Humanities, & Social Sciences			254 PREP/SUPPLY ROOM
BREID 213C	Teaching Lab Service	Art & Design	Arts, Humanities, & Social Sciences			108 ACID ROOM
BREID 214	Faculty Office	Art & Design	Arts, Humanities, & Social Sciences			223 OFFICE
BREID 215	Teaching Lab	Art & Design	Arts, Humanities, & Social Sciences			998 COMPUTER LAB
BREID 216	Faculty Office	Art & Design	Arts, Humanities, & Social Sciences			190 OFFICE
BREID 217	Faculty Office	Art & Design	Arts, Humanities, & Social Sciences			263 OFFICE
BREID 300	Faculty Office	Art & Design	Arts, Humanities, & Social Sciences			374 OFFICE
BREID 301	Teaching Lab	Art & Design	Arts, Humanities, & Social Sciences			1,428 DRAWING STUDIO
BREID 301A	Teaching Lab Service	Art & Design	Arts, Humanities, & Social Sciences			311 STORAGE
BREID 303	Teaching Lab Service	Art & Design	Arts, Humanities, & Social Sciences			61 DARKROOM
BREID 305	Classroom	Art & Design	Arts, Humanities, & Social Sciences			687 CLASSROOM & PHOTO LAB
BREID 305A	Teaching Lab Service	Art & Design	Arts, Humanities, & Social Sciences			25 LOADING ROOM
BREID 305B	Teaching Lab Service	Art & Design	Arts, Humanities, & Social Sciences			163 DARKROOM
BREID 305D	Teaching Lab Service	Art & Design	Arts, Humanities, & Social Sciences			478 PRINT PROCESSING DARKR
BREID 305E	Exhibit and Museum	Art & Design	Arts, Humanities, & Social Sciences			37 DISPLAY AREA
BREID 307	Teaching Lab Service	Art & Design	Arts, Humanities, & Social Sciences			816 STUDIO STORAGE
BREID 309	Faculty Office	Art & Design	Arts, Humanities, & Social Sciences			361 OFFICE
BREID 310	Teaching Lab	Art & Design	Arts, Humanities, & Social Sciences			2,197 PAINT STUDIO
BREID 310B	Teaching Lab Service	Art & Design	Arts, Humanities, & Social Sciences			40 DRESSING ROOM
BREID 311	Teaching Lab Service	Art & Design	Arts, Humanities, & Social Sciences			1,425 DRAWING STUDIO
BREID 311A	Teaching Lab Service	Art & Design	Arts, Humanities, & Social Sciences			40 DRESSING ROOM
BREID 312	Teaching Lab Service	Art & Design	Arts, Humanities, & Social Sciences			646 STORAGE & WORK AREA
BREID 312...1	Faculty Office	Art & Design	Arts, Humanities, & Social Sciences			371 OFFICE
BREID B100	Teaching Lab	Art & Design	Arts, Humanities, & Social Sciences			1,359 CERAMIC SCULPTURE
BREID B100A	Faculty Office	Art & Design	Arts, Humanities, & Social Sciences			198 OFFICE
BREID B100B	Teaching Lab Service	Art & Design	Arts, Humanities, & Social Sciences			373 STORAGE
BREID B100C	Teaching Lab Service	Art & Design	Arts, Humanities, & Social Sciences			143 STORAGE
BREID B100D	Teaching Lab Service	Art & Design	Arts, Humanities, & Social Sciences			160 STORAGE
BREID B100E	Teaching Lab Service	Art & Design	Arts, Humanities, & Social Sciences			1,131 KILN ROOM
BREID B100F	Teaching Lab Service	Art & Design	Arts, Humanities, & Social Sciences			257 PRYING ROOM
BREID B100G	Teaching Lab Service	Art & Design	Arts, Humanities, & Social Sciences			552 KILN ROOM
BREID B101	Teaching Lab Service	Art & Design	Arts, Humanities, & Social Sciences			1,256 LOCKER ROOM
BREID B101A	Teaching Lab Service	Art & Design	Arts, Humanities, & Social Sciences			534 STORAGE
BREID B15	Teaching Lab Service	Art & Design	Arts, Humanities, & Social Sciences			13 CLOSET

## ASF by Campus by Building without Unassignable Space Millersville University • Main Campus

Room Id	Room Use Code	Department	College/Administrative U	Stn Cnt	ASF	Features
BREID C3-P	220	Open Teaching Lab	Arts, Humanities, & Social Sciences			131 STUDIO
BREID C7-3	215	Teaching Lab Service	Arts, Humanities, & Social Sciences			99 CORRIDOR
BREID G100H	215	Teaching Lab Service	Arts, Humanities, & Social Sciences			178 GLAZE ROOM
BREID P-101	220	Open Teaching Lab	Arts, Humanities, & Social Sciences			128 STUDIO
BREID P-102	220	Open Teaching Lab	Arts, Humanities, & Social Sciences			94 STUDIO
BREID P-103	220	Open Teaching Lab	Arts, Humanities, & Social Sciences			113 STUDIO
BREID P-104	220	Open Teaching Lab	Arts, Humanities, & Social Sciences			96 STUDIO
BREID P-105	220	Open Teaching Lab	Arts, Humanities, & Social Sciences			92 STUDIO
BREID P-106	220	Open Teaching Lab	Arts, Humanities, & Social Sciences			96 STUDIO
<i>Total ASF for Breidenstine Hall</i>					35,068	

### Brooks Hall

### Building Id: BROOK

BROOK 100	520	Athletic and P.E.	Campus Recreation	Student Affairs & Enrollment Mgmt	0	6,390 GYM FLOOR
BROOK 100.1	525	Athletic and P.E. Service	Campus Recreation	Student Affairs & Enrollment Mgmt	0	12 CLOSET
BROOK 100.2	525	Athletic and P.E. Service	Campus Recreation	Student Affairs & Enrollment Mgmt	0	12 CLOSET
BROOK 100.3	525	Athletic and P.E. Service	Campus Recreation	Student Affairs & Enrollment Mgmt	0	12 CLOSET
BROOK 100.4	525	Athletic and P.E. Service	Campus Recreation	Student Affairs & Enrollment Mgmt	0	12 CLOSET
BROOK 101	110	Classroom	Wellness & Sport Sciences	Education & Human Services	0	546 CLASSROOM
BROOK 104	315	Administrative Office	Wellness & Sport Sciences	Education & Human Services	0	156 OFFICE
BROOK 104.2	525	Athletic and P.E. Service	Campus Recreation	Student Affairs & Enrollment Mgmt	0	10 CLOSET
BROOK 105	315	Administrative Office	Campus Recreation	Student Affairs & Enrollment Mgmt	20	156 OFFICE
BROOK 105.2	525	Athletic and P.E. Service	Campus Recreation	Student Affairs & Enrollment Mgmt	0	10 CLOSET
BROOK 106	525	Athletic and P.E. Service	Athletics	Student Affairs & Enrollment Mgmt	0	10 CLOSET
BROOK 108	110	Classroom	Wellness & Sport Sciences	Athletics	0	121 STORAGE (EQUIPMENT)
BROOK 109	315	Administrative Office	Wellness & Sport Sciences	Education & Human Services	0	546 CLASSROOM
BROOK 109.1	525	Athletic and P.E. Service	Wellness & Sport Sciences	Education & Human Services	4	198 OFFICE
BROOK 110	305	Faculty Office	Wellness & Sport Sciences	Education & Human Services	0	9 SHOWER
BROOK 110.1	525	Athletic and P.E. Service	Campus Recreation	Student Affairs & Enrollment Mgmt	0	198 OFFICE
BROOK 112	525	Athletic and P.E. Service	Campus Recreation	Student Affairs & Enrollment Mgmt	0	9 SHOWER
BROOK 200	210	Teaching Lab	Wellness & Sport Sciences	Student Affairs & Enrollment Mgmt	0	89 STORAGE EQUIPMENT
BROOK 200.1	215	Teaching Lab Service	Wellness & Sport Sciences	Education & Human Services	0	949 DANCE ROOM
BROOK 200.2	525	Athletic and P.E. Service	Campus Recreation	Education & Human Services	0	85 CLOSET
BROOK 201	305	Faculty Office	Campus Recreation	Student Affairs & Enrollment Mgmt	0	874 BALCONY SEATS
BROOK 201.1	310	Faculty Office Service	Campus Recreation	Student Affairs & Enrollment Mgmt	0	211 OFFICE LOBBY AREA
BROOK 202	315	Administrative Office	Campus Recreation	Student Affairs & Enrollment Mgmt	0	85 CLOSET
				Student Affairs & Enrollment Mgmt	0	152 OFFICE

## ASF by Campus by Building without Unassignable Space Millersville University • Main Campus

Room Id	Room Use Code	Department	College/Administrative U	Stn Cnt	ASF	Features
BROOK 203	Faculty Office	Campus Recreation	Student Affairs & Enrollment Mgmt	0		143 OFFICE
BROOK 204	Faculty Office	Campus Recreation	Student Affairs & Enrollment Mgmt	0		132 OFFICE
BROOK 205	Faculty Office	Campus Recreation	Student Affairs & Enrollment Mgmt	0		152 OFFICE
BROOK 206	Faculty Office	Campus Recreation	Student Affairs & Enrollment Mgmt	0		146 OFFICE
BROOK B-01	Athletic and P.E. Service	Campus Recreation	Student Affairs & Enrollment Mgmt	0		453 WEIGHT ROOM
BROOK B-02	Athletic and P.E. Service	Campus Recreation	Student Affairs & Enrollment Mgmt	0		143 BATHROOM
BROOK B-03	Athletic and P.E. Service	Campus Recreation	Student Affairs & Enrollment Mgmt	0		471 WEIGHT ROOM
BROOK B-04	Athletic and P.E. Service	Campus Recreation	Student Affairs & Enrollment Mgmt	0		106 SHOWER
BROOK B-05	Athletic and P.E. Service	Campus Recreation	Student Affairs & Enrollment Mgmt	0		156 LOCKER AREA
BROOK B-06	Administrative Office	Athletics	Athletics	0		191 OFFICE
BROOK B-07	Athletic and P.E. Service	Campus Recreation	Student Affairs & Enrollment Mgmt	0		656 LOCKER ROOM - MEN'S
BROOK B-08	Athletic and P.E. Service	Athletics	Athletics	0		468 LAUNDRY ROOM - TEAM
BROOK B-09	Administrative Office	Athletics	Athletics	0		317 OFFICE
BROOK B-10	Athletic and P.E. Service	Athletics	Athletics	0		320 LADIES LOCKER ROOM
BROOK B-11	Athletic and P.E. Service	Athletics	Athletics	0		733 SHOWER ROOM - LADIES
BROOK B12	Administrative Office	Athletics	Athletics	0		208 OFFICE
BROOK B13	Athletic and P.E. Service	Athletics	Athletics	0		329 TEAM ROOM
BROOK POOL 520	Athletic and P.E.	Campus Recreation	Student Affairs & Enrollment Mgmt	0		5,034 SWIMMING POOL AREA
				<i>Total ASF for Brooks Hall</i>		<i>21,000</i>

### Brossman Building

Room Id	Room Use Code	Department	College/Administrative U	Stn Cnt	ASF	Features
BROSS 102	Classroom	Dean, College of Science and Technolo	Science & Technology	84		1,797 CLASSROOM
BROSS 102A	Classroom Service	Dean, College of Science and Technolo	Science & Technology	0		16 CLOSET/CLASSROOM
BROSS 105	Classroom Service	Dean, College of Science and Technolo	Science & Technology	0		69 STORAGE
BROSS 106	Faculty Office	Earth Sciences	Science & Technology	0		156 OFFICE
BROSS 107	Faculty Office	Earth Sciences	Science & Technology	0		156 OFFICE
BROSS 108	Faculty Office	Earth Sciences	Science & Technology	0		156 OFFICE
BROSS 109	Faculty Office	Earth Sciences	Science & Technology	0		156 OFFICE
BROSS 112	Faculty Office	Inactive Conversion	Science & Technology	0		154 OFFICE
BROSS 113	Faculty Office	Biolog	Inactive Space	0		168 OFFICE
BROSS 114	Faculty Office Service	Earth Sciences	Science & Technology	0		84 OFFICE
BROSS 115	Faculty Office	Earth Sciences	Science & Technology	0		143 OFFICE
BROSS 116	Faculty Office	Biolog	Science & Technology	0		143 OFFICE
BROSS 117	Faculty Office	Earth Sciences	Science & Technology	0		154 OFFICE
BROSS 118	Faculty Office	Earth Sciences	Science & Technology	0		154 OFFICE

### Building Id: BROSS

Room Id	Room Use Code	Department	College/Administrative U	Stn Cnt	ASF	Features
BROSS 102	Classroom	Dean, College of Science and Technolo	Science & Technology	84		1,797 CLASSROOM
BROSS 102A	Classroom Service	Dean, College of Science and Technolo	Science & Technology	0		16 CLOSET/CLASSROOM
BROSS 105	Classroom Service	Dean, College of Science and Technolo	Science & Technology	0		69 STORAGE
BROSS 106	Faculty Office	Earth Sciences	Science & Technology	0		156 OFFICE
BROSS 107	Faculty Office	Earth Sciences	Science & Technology	0		156 OFFICE
BROSS 108	Faculty Office	Earth Sciences	Science & Technology	0		156 OFFICE
BROSS 109	Faculty Office	Earth Sciences	Science & Technology	0		156 OFFICE
BROSS 112	Faculty Office	Inactive Conversion	Science & Technology	0		154 OFFICE
BROSS 113	Faculty Office	Biolog	Inactive Space	0		168 OFFICE
BROSS 114	Faculty Office Service	Earth Sciences	Science & Technology	0		84 OFFICE
BROSS 115	Faculty Office	Earth Sciences	Science & Technology	0		143 OFFICE
BROSS 116	Faculty Office	Biolog	Science & Technology	0		143 OFFICE
BROSS 117	Faculty Office	Earth Sciences	Science & Technology	0		154 OFFICE
BROSS 118	Faculty Office	Earth Sciences	Science & Technology	0		154 OFFICE

## ASF by Campus by Building without Unassignable Space Millersville University • Main Campus

Room Id	Room Use Code	Department	College/Administrative U	Stn Cnt	ASF	Features
BROSS G02	Teaching Lab	Earth Sciences	Science & Technology	24	1,247	LAB/CLASSROOM
BROSS G05	Teaching Lab Service	Earth Sciences	Science & Technology	15	352	SEMINAR ROOM
BROSS G06	Teaching Lab	Earth Sciences	Science & Technology	10	778	CLASSROOM (GEOLOGY LA
BROSS G07	Teaching Lab Service	Earth Sciences	Science & Technology	0	132	EQUIPMENT STORAGE
BROSS G08	Teaching Lab	Earth Sciences	Science & Technology	0	209	LAB/PREP
BROSS G09	Teaching Lab	Earth Sciences	Science & Technology	0	121	LAB/STORAGE
BROSS G10	Teaching Lab Service	Earth Sciences	Science & Technology	0	528	LAB/STORAGE/GARAGE
<i>Total ASF for Brossman Building</i>						<b>6,873</b>

### Cambria House

### Building Id: CAMBRIA

CAMBRIA 100	House	Global Education and Partnerships	Provost & VP for Academic Affairs	0	248	OFFICE
CAMBRIA 101	House	Global Education and Partnerships	Provost & VP for Academic Affairs	0	158	OFFICE
CAMBRIA 101.1	House	Global Education and Partnerships	Provost & VP for Academic Affairs	0	23	CLOSET
CAMBRIA 102	House	Global Education and Partnerships	Provost & VP for Academic Affairs	0	157	KITCHEN
CAMBRIA 103	House	Global Education and Partnerships	Provost & VP for Academic Affairs	0	16	CLOSET
CAMBRIA 104	House	Nonassignable	Nonassignable	0	251	GARAGE
CAMBRIA 1-S	House	Global Education and Partnerships	Provost & VP for Academic Affairs	0	41	STAIR 1
CAMBRIA 200	House	Global Education and Partnerships	Provost & VP for Academic Affairs	0	67	OFFICE
CAMBRIA 200.1	House	Global Education and Partnerships	Provost & VP for Academic Affairs	0	13	CLOSET
CAMBRIA 201	House	Global Education and Partnerships	Provost & VP for Academic Affairs	0	195	OFFICE
CAMBRIA 201.1	House	Global Education and Partnerships	Provost & VP for Academic Affairs	0	8	CLOSET
CAMBRIA 202	House	Global Education and Partnerships	Provost & VP for Academic Affairs	0	44	BATHROOM
CAMBRIA 203	House	Global Education and Partnerships	Provost & VP for Academic Affairs	0	94	OFFICE
CAMBRIA 204	House	Global Education and Partnerships	Provost & VP for Academic Affairs	0	4	CLOSET
CAMBRIA 205	House	Global Education and Partnerships	Provost & VP for Academic Affairs	0	16	STORAGE
CAMBRIA 206	House	Global Education and Partnerships	Provost & VP for Academic Affairs	0	266	STORAGE
CAMBRIA B-1	House	Nonassignable	Nonassignable	0	528	MECHANICAL
CAMBRIA B-S-1	House	Nonassignable	Nonassignable	0	41	STAIRS
CAMBRIA C-1	House	Nonassignable	Nonassignable	0	15	CORRIDOR
<i>Total ASF for Cambria House</i>						<b>2,185</b>

### Caputo Hall

### Building Id: CAPUT

CAPUT 104	Assembly/Auditorium Service	Dean, College of Science and Technolo	Science & Technology	0	272	AUDITORIUM STAGING RO
CAPUT 106.1	Teaching Lab Service	Biolog	Science & Technology	0	52	COOLER (REFRIG)

## ASF by Campus by Building without Unassignable Space Millersville University • Main Campus

Room Id	Room Use Code	Department	College/Administrative U	Stn Cnt	ASF	Features
CAPUT 106A	575 Animal Quarters Service	Biology	Science & Technology	0	0	96 BEDDING AND FEED ROOM
CAPUT 106B	575 Animal Quarters Service	Biology	Science & Technology	0	0	260 CAGE WASH. ROOM
CAPUT 106C	570 Animal Quarters	Biology	Science & Technology	0	0	121 QUARANTINE ROOM
CAPUT 106D	570 Animal Quarters	Biology	Science & Technology	0	0	260 ANIMAL ROOM
CAPUT 106E	570 Animal Quarters	Biology	Science & Technology	0	0	93 ANIMAL ROOM
CAPUT 106F	570 Animal Quarters	Biology	Science & Technology	0	0	93 ANIMAL ROOM
CAPUT 106G	570 Animal Quarters	Biology	Science & Technology	0	0	136 ANIMAL ROOM
CAPUT 106H	575 Animal Quarters Service	Biology	Science & Technology	0	0	118 SURGICAL ROOM
CAPUT 107	570 Animal Quarters	Biology	Science & Technology	0	0	189 AQUATIC ROOM
CAPUT 108	570 Animal Quarters	Biology	Science & Technology	0	0	189 AQUATIC ROOM
CAPUT 109	570 Animal Quarters	Biology	Science & Technology	0	0	189 AQUATIC ROOM
CAPUT 110	215 Teaching Lab Service	Biology	Science & Technology	0	0	61 BIOLOGY STORAGE
CAPUT 111	210 Teaching Lab	Biology	Science & Technology	24	24	826 ZOOLOGY LAB
CAPUT 112	215 Teaching Lab Service	Biology	Science & Technology	0	0	532 REFERENCE COLLECTION (
CAPUT 113	210 Teaching Lab	Biology	Science & Technology	24	24	899 PHYSIOLOGY LAB
CAPUT 113A	215 Teaching Lab Service	Biology	Science & Technology	0	0	586 CADAVER ROOM
CAPUT 114	215 Teaching Lab Service	Biology	Science & Technology	0	0	700 ZOOLOGY PREP
CAPUT 115	250 Research Lab	Biology	Science & Technology	0	0	363 RESEARCH LAB
CAPUT 115A	305 Faculty Office	Biology	Science & Technology	0	0	141 OFFICE
CAPUT 116	250 Research Lab	Biology	Science & Technology	0	0	363 RESEARCH LAB
CAPUT 116A	305 Faculty Office	Biology	Science & Technology	0	0	141 OFFICE
CAPUT 117	250 Research Lab	Biology	Science & Technology	0	0	627 RESEARCH LAB
CAPUT 117A	305 Faculty Office	Biology	Science & Technology	0	0	140 OFFICE
CAPUT 118	210 Teaching Lab	Nursing	Science & Technology	0	0	229 COMPUTER LAB
CAPUT 119	305 Faculty Office	Nursing	Science & Technology	0	0	140 OFFICE
CAPUT 120	305 Faculty Office	Nursing	Science & Technology	0	0	140 OFFICE
CAPUT 121	305 Faculty Office	Nursing	Science & Technology	0	0	140 OFFICE
CAPUT 122	305 Faculty Office	Nursing	Science & Technology	0	0	140 OFFICE
CAPUT 123	305 Faculty Office	Nursing	Science & Technology	0	0	161 OFFICE
CAPUT 124	310 Faculty Office Service	Nursing	Science & Technology	0	0	31 STORAGE CLOSET
CAPUT 125	305 Faculty Office	Nursing	Science & Technology	0	0	156 OFFICE
CAPUT 126	365 Conference Room	Nursing	Science & Technology	15	15	300 CONFERENCE ROOM
CAPUT 126A	370 Conference Room Service	Nursing	Science & Technology	0	0	17 KITCHEN
CAPUT 127	325 Clerical Office	Nursing	Science & Technology	0	0	219 OFFICE
CAPUT 128	210 Teaching Lab	Nursing	Science & Technology	20	20	1,016 NURSING SKILLS LAB
CAPUT 128A	215 Teaching Lab Service	Nursing	Science & Technology	0	0	159 STORAGE CLOSET

## ASF by Campus by Building without Unassignable Space Millersville University • Main Campus

Room Id	Room Use Code	Department	College/Administrative U	Stn Cnt	ASF	Features
CAPUT 129	Teaching Lab	Biology	Science & Technology	24	1,010	ZOOLOGY LAB
CAPUT 130	Teaching Lab	Computer Science	Science & Technology	28	1,175	COMPUTER LAB
CAPUT 131	Teaching Lab	Computer Science	Science & Technology	27	1,661	COMPUTER LAB
CAPUT 133	Food Facility	Dean, College of Science and Technolo	Science & Technology	0	841	LOBBY/LOUNGE
CAPUT 134	Food Facility Service	Dean, College of Science and Technolo	Science & Technology	0	168	CAFÉ
CAPUT 200	Research Lab	Biology	Science & Technology	0	279	RESEARCH LAB
CAPUT 200A	Faculty Office	Biology	Science & Technology	0	126	OFFICE
CAPUT 201	Research Lab	Biology	Science & Technology	0	302	RESEARCH LAB
CAPUT 201A	Faculty Office	Biology	Science & Technology	0	152	OFFICE
CAPUT 202	Teaching Lab Service	Biology	Science & Technology	0	557	AUTOCLAVE ROOM
CAPUT 203	Teaching Lab	Biology	Science & Technology	24	1,105	MICROBIOLOGY LAB
CAPUT 204	Teaching Lab	Biology	Science & Technology	24	929	CELL BIOLOGY LAB
CAPUT 204.1	Teaching Lab Service	Biology	Science & Technology	0	60	COOLER
CAPUT 204A	Teaching Lab Service	Biology	Science & Technology	0	202	PREP ROOM
CAPUT 205	Teaching Lab Service	Biology	Science & Technology	0	101	SCINTILLATION ROOM
CAPUT 206	Clerical Office	Dean, College of Science and Technolo	Science & Technology	0	511	OFFICE
CAPUT 206A	Clerical Office Service	Dean, College of Science and Technolo	Science & Technology	0	208	COPY ROOM
CAPUT 206B	Administrative Office	Dean, College of Science and Technolo	Science & Technology	0	121	ADMIN MANAGERS OFFICE
CAPUT 206C	Administrative Office	Dean, College of Science and Technolo	Science & Technology	0	254	DEANS OFFICE
CAPUT 206D	Conference Room	Dean, College of Science and Technolo	Science & Technology	10	339	CONFERENCE ROOM
CAPUT 209.1	Clerical Office Service	Dean, College of Science and Technolo	Science & Technology	0	13	CLOSET (LOBBY)
CAPUT 210	Assembly/Auditorium	Dean, College of Science and Technolo	Science & Technology	150	2,418	AUDITORIUM
CAPUT 211	Classroom	Dean, College of Science and Technolo	Science & Technology	48	713	CLASSROOM
CAPUT 212	Teaching Lab	Chemistry	Science & Technology	24	960	INORGANIC CHEM. LAB
CAPUT 213	Faculty Office	Chemistry	Science & Technology	0	134	OFFICE
CAPUT 214	Faculty Office	Chemistry	Science & Technology	0	134	OFFICE
CAPUT 215	Faculty Office	Chemistry	Science & Technology	0	134	OFFICE
CAPUT 216	Research Lab	Chemistry	Science & Technology	0	275	RESEARCH LAB
CAPUT 217	Research Lab	Chemistry	Science & Technology	0	231	RESEARCH LAB
CAPUT 218	Faculty Office	Chemistry	Science & Technology	0	134	OFFICE
CAPUT 219	Faculty Office	Chemistry	Science & Technology	0	134	OFFICE
CAPUT 220	Faculty Office	Chemistry	Science & Technology	0	134	OFFICE
CAPUT 221	Research Lab	Chemistry	Science & Technology	0	270	RESEARCH LAB
CAPUT 222	Research Lab	Chemistry	Science & Technology	0	248	RESEARCH LAB
CAPUT 223	Teaching Lab	Chemistry	Science & Technology	24	1,152	ANALYTICAL CHEM. LAB
CAPUT 223A	Teaching Lab Service	Chemistry	Science & Technology	0	240	ANALYTICAL PREP

## ASF by Campus by Building without Unassignable Space Millersville University • Main Campus

Room Id	Room Use Code	Department	College/Administrative U	Stn Cnt	ASF	Features
CAPUT 224	Teaching Lab Service	Chemistry	Science & Technology	0	495	INSTRUMENT ROOM
CAPUT 225	Teaching Lab	Chemistry	Science & Technology	24	1,156	BIOCHEMISTRY LAB
CAPUT 225A	Teaching Lab Service	Chemistry	Science & Technology	0	248	BIO PREP
CAPUT 226	Teaching Lab	Chemistry	Science & Technology	15	768	PHYSICAL CHEM. LAB
CAPUT 226A	Teaching Lab Service	Chemistry	Science & Technology	0	204	BALANCE ROOM
CAPUT 226B	Research Lab	Chemistry	Science & Technology	0	220	RESEARCH LAB
CAPUT 227	Teaching Lab	Physics	Science & Technology	24	1,088	PHYSICS LAB
CAPUT 228	Teaching Lab Service	Chemistry	Science & Technology	0	180	PHYSICS PREP
CAPUT 229	Reading and Study Room	Chemistry	Science & Technology	0	253	STUDY/TUTORING ROOM
CAPUT 229B	Teaching Lab Service	Chemistry	Science & Technology	0	25	STORAGE
CAPUT 230	Faculty Office	Chemistry	Science & Technology	0	160	OFFICE
CAPUT 231	Faculty Office	Chemistry	Science & Technology	0	190	OFFICE
CAPUT 232	Research Lab	Chemistry	Science & Technology	6	235	RESEARCH LAB
CAPUT 233	Conference Room	Chemistry	Science & Technology	15	297	CONFERENCE ROOM
CAPUT 234	Clerical Office	Chemistry	Science & Technology	0	225	OFFICE (SEC)
CAPUT 235	Research Lab	Chemistry	Science & Technology	0	189	RESEARCH LAB
CAPUT 236	Faculty Office	Chemistry	Science & Technology	0	176	OFFICE
CAPUT 237	Faculty Office	Chemistry	Science & Technology	0	176	OFFICE
CAPUT 238	Research Lab	Chemistry	Science & Technology	0	186	RESEARCH LAB
CAPUT 239	Faculty Office	Chemistry	Science & Technology	0	175	OFFICE
CAPUT 240	Research Lab	Chemistry	Science & Technology	0	196	RESEARCH LAB
CAPUT 241	Faculty Office	Chemistry	Science & Technology	0	184	OFFICE
CAPUT 242	Faculty Office	Chemistry	Science & Technology	0	184	OFFICE
CAPUT 243	Research Lab	Chemistry	Science & Technology	0	175	RESEARCH LAB/OFFICE
CAPUT 244	Faculty Office	Chemistry	Science & Technology	0	176	OFFICE
CAPUT 300	Teaching Lab Service	Biology	Science & Technology	0	141	CENTRIFUGE ROOM
CAPUT 301	Teaching Lab	Biology	Science & Technology	24	903	GENETICS LAB
CAPUT 302	Teaching Lab Service	Biology	Science & Technology	0	421	FLY ROOM & PREP
CAPUT 302A	Teaching Lab Service	Biology	Science & Technology	0	248	CELL TRANSFER LAB
CAPUT 303	Research Lab Service	Biology	Science & Technology	0	622	STOREROOM
CAPUT 303A	Research Lab Service	Biology	Science & Technology	0	805	STOREROOM
CAPUT 303B	Teaching Lab Service	Biology	Science & Technology	0	121	FLAMMABLE STORAGE
CAPUT 305	Research Lab	Biology	Science & Technology	0	590	RESEARCH LAB
CAPUT 305A	Faculty Office	Biology	Science & Technology	0	144	OFFICE
CAPUT 305B	Faculty Office	Biology	Science & Technology	0	144	OFFICE
CAPUT 306	Research Lab	Biology	Science & Technology	0	266	RESEARCH LAB

## ASF by Campus by Building without Unassignable Space

### Millersville University • Main Campus

Room Id	Room Use Code	Department	College/Administrative U	Stn Cnt	ASF	Features
CAPUT 306A	Faculty Office	Biology	Science & Technology	0	151	OFFICE
CAPUT 310	Research Lab	Biology	Science & Technology	0	297	RESEARCH LAB
CAPUT 310A	Faculty Office	Biology	Science & Technology	0	144	OFFICE
CAPUT 311	Research Lab	Biology	Science & Technology	0	323	RESEARCH LAB
CAPUT 311.1	Teaching Lab Service	Biology	Science & Technology	0	60	COOLER
CAPUT 311A	Faculty Office	Biology	Science & Technology	0	144	OFFICE
CAPUT 312	Research Lab	Biology	Science & Technology	0	297	RESEARCH LAB
CAPUT 312A	Faculty Office	Biology	Science & Technology	0	144	OFFICE
CAPUT 313	Teaching Lab Service	Biology	Science & Technology	0	103	DARK ROOM
CAPUT 314	Reading and Study Room	Biology	Science & Technology	0	1,053	STUDENT STUDY & LOUNG
CAPUT 315	Research Lab	Chemistry	Science & Technology	0	255	RESEARCH LAB
CAPUT 316	Research Lab	Chemistry	Science & Technology	0	266	RESEARCH LAB
CAPUT 317	Faculty Office	Chemistry	Science & Technology	0	144	OFFICE
CAPUT 318	Faculty Office	Chemistry	Science & Technology	0	144	OFFICE
CAPUT 319	Research Lab	Chemistry	Science & Technology	0	243	RESEARCH LAB
CAPUT 320	Faculty Office	Chemistry	Science & Technology	0	144	OFFICE
CAPUT 321	Faculty Office	Chemistry	Science & Technology	0	144	OFFICE
CAPUT 322	Research Lab	Chemistry	Science & Technology	0	250	RESEARCH LAB
CAPUT 323	Faculty Office	Chemistry	Science & Technology	0	155	OFFICE
CAPUT 324	Research Lab	Chemistry	Science & Technology	0	238	RESEARCH LAB
CAPUT 325	Faculty Office	Chemistry	Science & Technology	0	146	OFFICE
CAPUT 326	Research Lab	Chemistry	Science & Technology	0	265	RESEARCH LAB
CAPUT 327	Teaching Lab	Chemistry	Science & Technology	24	990	CHEMISTRY LAB (GENERAL
CAPUT 328	Teaching Lab	Chemistry	Science & Technology	24	1,226	CHEMISTRY LAB (INTRODU
CAPUT 329	Teaching Lab Service	Chemistry	Science & Technology	0	216	N.M.R. ROOM
CAPUT 330	Teaching Lab Service	Chemistry	Science & Technology	0	938	PREP ROOM
CAPUT 330A	Teaching Lab Service	Chemistry	Science & Technology	0	63	STORAGE (PREP)
CAPUT 330B	Faculty Office	Chemistry	Science & Technology	0	88	OFFICE
CAPUT 331	Teaching Lab	Chemistry	Science & Technology	24	1,911	CHEMISTRY LAB (ORGANIC
CAPUT 331A	Teaching Lab Service	Chemistry	Science & Technology	0	257	CHEMISTRY PREP.
CAPUT 332	Teaching Lab	Chemistry	Science & Technology	24	1,332	CHEMISTRY LAB (INTRODU
CAPUT 400	Teaching Lab	Earth Sciences	Science & Technology	28	932	GENERAL METEOROLOGY L
CAPUT 401	Teaching Lab	Earth Sciences	Science & Technology	15	880	WEATHER STATION
CAPUT 401A	Faculty Office	Earth Sciences	Science & Technology	0	108	OFFICE
CAPUT 401B	Graduate Student Assistant Offic	Earth Sciences	Science & Technology	0	114	OFFICE (GRAD. ASST.)
CAPUT 402	Teaching Lab	Earth Sciences	Science & Technology	24	608	SYNOPTIC METEOROLOGY



## ASF by Campus by Building without Unassignable Space Millersville University • Main Campus

Room Id	Room Use Code	Department	College/Administrative U	Stn Cnt	ASF	Features
CAPUT 403	Teaching Lab Service	Earth Sciences	Science & Technology	24		606 PHYSICAL METEOROLOGY L
CAPUT 404	Faculty Office	Earth Sciences	Science & Technology	0		150 OFFICE
CAPUT 405	Faculty Office	Earth Sciences	Science & Technology	0		150 OFFICE
CAPUT 409	Faculty Office	Earth Sciences	Science & Technology	0		150 OFFICE
CAPUT 410	Faculty Office	Earth Sciences	Science & Technology	0		150 OFFICE
CAPUT 411	Administrative Office Service	Information Technology	Information Technology	0		307 STORAGE
CAPUT 411A	Central Storage	Earth Sciences	Science & Technology	0		121 OFFICE
CAPUT 411B	Administrative Office	Information Technology	Information Technology	0		95 OFFICE
CAPUT 412	Teaching Lab Service	Earth Sciences	Science & Technology	0		179 INSTRUMENTS
<i>Total ASF for Caputo Hall</i>					<u>56,367</u>	

### Carpenter-Trout

### Building Id: CARPENT

CARPENTER-T 520	Athletic and P.E.	Athletics	Athletics	0		3,933 MAIN WEIGHT ROOM
CARPENTER-T 525	Athletic and P.E. Service	Athletics	Athletics	0		19 CLOSET
CARPENTER-T 525	Athletic and P.E. Service	Athletics	Athletics	0		45 STORAGE CLOSET
<i>Total ASF for Carpenter-Trout</i>					<u>3,997</u>	

### Chester House

### Building Id: CHESTER

CHESTER 100 330	Clerical Office Service	Student Success & Retention	Student Affairs & Enrollment Mgmt	0		121 OFFICE
CHESTER 101 325	Clerical Office	Student Success & Retention	Student Affairs & Enrollment Mgmt	0		288 OFFICE
CHESTER 102 315	Administrative Office	Student Success & Retention	Student Affairs & Enrollment Mgmt	0		161 OFFICE
CHESTER 102. 320	Administrative Office Service	Student Success & Retention	Student Affairs & Enrollment Mgmt	0		15 CLOSET
CHESTER 103 315	Administrative Office	Student Success & Retention	Student Affairs & Enrollment Mgmt	0		105 OFFICE
CHESTER 104 315	Administrative Office	Student Success & Retention	Student Affairs & Enrollment Mgmt	0		132 OFFICE
CHESTER 104. 320	Administrative Office Service	Student Success & Retention	Student Affairs & Enrollment Mgmt	0		9 CLOSET
CHESTER 200 365	Conference Room	Lancaster Partnership Program	Student Affairs & Enrollment Mgmt	0		130 CONFERENCE ROOM
CHESTER 200. 370	Conference Room Service	Lancaster Partnership Program	Student Affairs & Enrollment Mgmt	0		14 CLOSET
CHESTER 201 325	Clerical Office	Lancaster Partnership Program	Student Affairs & Enrollment Mgmt	0		135 CLERICAL OFFICE
CHESTER 202 315	Administrative Office	Lancaster Partnership Program	Student Affairs & Enrollment Mgmt	0		148 ADMINISTRATIVE OFFICE
CHESTER 202. 320	Administrative Office Service	Lancaster Partnership Program	Student Affairs & Enrollment Mgmt	0		13 CLOSET
CHESTER 202. 320	Administrative Office Service	Lancaster Partnership Program	Student Affairs & Enrollment Mgmt	0		5 CLOSET
CHESTER 203. 330	Clerical Office Service	Lancaster Partnership Program	Student Affairs & Enrollment Mgmt	0		4 CLOSET
CHESTER 204 335	Graduate Student Assistant Offc	Lancaster Partnership Program	Student Affairs & Enrollment Mgmt	0		100 GRAD STUDENT OFFICE
CHESTER 204. 340	Graduate Assistant Office Service	Lancaster Partnership Program	Student Affairs & Enrollment Mgmt	0		9 CLOSET

## ASF by Campus by Building without Unassignable Space Millersville University • Main Campus

Room Id	Room Use Code	Department	College/Administrative U	Stn Cnt	ASF	Features
CHESTER 205 336	Student Worker Office	Lancaster Partnership Program	Student Affairs & Enrollment Mgmt	0	110	STUDENT WORKER OFFICE
CHESTER 400 725	Shop Service	Facilities Management	Finance & Administration	0	187	CHESTER HOUSE SHOP 11'
<i>Total ASF for Chester House</i>					<u>1,686</u>	

### Chryst Hall

### Building Id: CHRYS

CHRYS 101 305	Faculty Office	English	Arts, Humanities, & Social Sciences	0	117	OFFICE
CHRYS 102 305	Faculty Office	English	Arts, Humanities, & Social Sciences	0	226	OFFICE
CHRYS 103 305	Faculty Office	English	Arts, Humanities, & Social Sciences	0	113	OFFICE
CHRYS 104 325	Clerical Office	English	Arts, Humanities, & Social Sciences	0	149	OFFICE
CHRYS 105 305	Faculty Office	English	Arts, Humanities, & Social Sciences	0	155	OFFICE
CHRYS 106 310	Faculty Office Service	English	Arts, Humanities, & Social Sciences	0	81	VAULT AREA
CHRYS 107 330	Clerical Office Service	English	Arts, Humanities, & Social Sciences	0	48	OFFICE STORAGE CLOSET
CHRYS 108 305	Faculty Office	English	Arts, Humanities, & Social Sciences	0	307	OFFICE
CHRYS 109 410	Reading and Study Room	English	Arts, Humanities, & Social Sciences	25	811	COMPUTER LAB
CHRYS 109.1 410	Reading and Study Room	English	Arts, Humanities, & Social Sciences	0	610	TUTORING CENTER
CHRYS 116 310	Faculty Office Service	English	Arts, Humanities, & Social Sciences	12	341	BREAK ROOM
CHRYS 116.1 310	Faculty Office Service	English	Arts, Humanities, & Social Sciences	0	18	STORAGE CLOSET
CHRYS 201 305	Faculty Office	English	Arts, Humanities, & Social Sciences	0	175	OFFICE
CHRYS 202 305	Faculty Office	English	Arts, Humanities, & Social Sciences	0	159	OFFICE
CHRYS 203 305	Faculty Office	English	Arts, Humanities, & Social Sciences	0	138	OFFICE
CHRYS 204 305	Faculty Office	English	Arts, Humanities, & Social Sciences	0	121	OFFICE
CHRYS 205 305	Faculty Office	English	Arts, Humanities, & Social Sciences	0	153	OFFICE
CHRYS 206 305	Faculty Office	English	Arts, Humanities, & Social Sciences	0	114	OFFICE
CHRYS 207 305	Faculty Office	English	Arts, Humanities, & Social Sciences	0	121	OFFICE
CHRYS 208 305	Faculty Office	English	Arts, Humanities, & Social Sciences	0	129	OFFICE
CHRYS 209 305	Faculty Office	English	Arts, Humanities, & Social Sciences	0	129	OFFICE
CHRYS 210 110	Classroom	Shared Classrooms - Humanities and S	Arts, Humanities, & Social Sciences	80	2,343	CLASSROOM
CHRYS 210.1 115	Classroom Service	Shared Classrooms - Humanities and S	Arts, Humanities, & Social Sciences	0	127	CLOSET STORAGE
CHRYS 210.2 115	Classroom Service	Shared Classrooms - Humanities and S	Arts, Humanities, & Social Sciences	0	170	CLOSET STORAGE
<i>Total ASF for Chryst Hall</i>					<u>6,855</u>	

### Columbia House

### Building Id: COLUM

COLUM 100 110	Classroom	Military Science	Arts, Humanities, & Social Sciences	0	361	CLASSROOM
COLUM 100.1 315	Administrative Office	Military Science	Arts, Humanities, & Social Sciences	0	191	OFFICE

## ASF by Campus by Building without Unassignable Space Millersville University • Main Campus

Room Id	Room Use Code	Department	College/Administrative U	Stn Cnt	ASF	Features
COLUM 101	Classroom	Military Science	Arts, Humanities, & Social Sciences	0		327 CLASSROOM
COLUM 101..1	Administrative Office	Military Science	Arts, Humanities, & Social Sciences	0		202 OFFICE
COLUM 103	Administrative Office	Military Science	Arts, Humanities, & Social Sciences	0		162 OFFICE
COLUM 103.1	Administrative Office Service	Military Science	Arts, Humanities, & Social Sciences	0		12 CLOSET
COLUM 104	Administrative Office	Military Science	Arts, Humanities, & Social Sciences	0		147 OFFICE
COLUM 104.1	Administrative Office Service	Military Science	Arts, Humanities, & Social Sciences	0		12 CLOSET
COLUM 105	Administrative Office Service	Military Science	Arts, Humanities, & Social Sciences	0		6 CLOSET
COLUM 200	Administrative Office	Military Science	Arts, Humanities, & Social Sciences	0		130 OFFICE
COLUM 200.1	Administrative Office Service	Military Science	Arts, Humanities, & Social Sciences	0		19 CLOSET
COLUM 201	Administrative Office	Military Science	Arts, Humanities, & Social Sciences	0		115 OFFICE
COLUM 201.1	Administrative Office Service	Military Science	Arts, Humanities, & Social Sciences	0		19 CLOSET
COLUM B-1	Classroom	Military Science	Arts, Humanities, & Social Sciences	0		202 CLASSROOM
COLUM B-1..1	Teaching Lab Service	Military Science	Arts, Humanities, & Social Sciences	0		701 SUB RM
COLUM B-2	Classroom	Military Science	Arts, Humanities, & Social Sciences	0		181 CLASSROOM
COLUM B-3	Classroom Service	Military Science	Arts, Humanities, & Social Sciences	0		304 STORAGE
<i>Total ASF for Columbia House</i>						<b>3,091</b>

### Construction Trailer

CONSTRUCTI	725	Shop Service	Facilities Management	0		158 SHOP SERVICE
<i>Total ASF for Construction Trailer</i>						<b>158</b>

### Building Id: CONSTRU

Finance & Administration	0					158 SHOP SERVICE
<i>Total ASF for Construction Trailer</i>						<b>158</b>

### Cooper Park Baseball Stadium

STAYER STDM	525	Athletic and P.E. Service	Athletics	0		234 PRESS BOX
<i>Total ASF for Cooper Park Baseball Stadium</i>						<b>234</b>

### Building Id: STAYER S

Athletics	0					234 PRESS BOX
<i>Total ASF for Cooper Park Baseball Stadium</i>						<b>234</b>

### Creek Lodge

CREEK 101	970	House	Dining and Conference Services	0		489 Living Room
CREEK 101.1	970	House	Dining and Conference Services	0		4 Closet
CREEK 102	970	House	Dining and Conference Services	0		180 Dining Room
CREEK 103	970	House	Dining and Conference Services	0		153 Kitchen
CREEK 103.1	970	House	Dining and Conference Services	0		3 Closet
CREEK 104.1	970	House	Dining and Conference Services	0		16 Laundry
CREEK 104.2	970	House	Dining and Conference Services	0		13 Closet

### Building Id: CREEK

Finance & Administration	0					489 Living Room
Finance & Administration	0					4 Closet
Finance & Administration	0					180 Dining Room
Finance & Administration	0					153 Kitchen
Finance & Administration	0					3 Closet
Finance & Administration	0					16 Laundry
Finance & Administration	0					13 Closet

## ASF by Campus by Building without Unassignable Space

### Millersville University • Main Campus

Room Id	Room Use Code	Department	College/Administrative U	Stn Cnt	ASF	Features
CREEK 105	House	Dining and Conference Services	Finance & Administration	0	0	27 Bathroom
CREEK 106.1	House	Dining and Conference Services	Finance & Administration	0	0	784 Garage
CREEK 106.2	House	Dining and Conference Services	Finance & Administration	0	0	5 Closet
CREEK 110	Shed	Dining and Conference Services	Finance & Administration	0	0	218 Shed
CREEK 111	Shed	Dining and Conference Services	Finance & Administration	0	0	408 Shed
CREEK 201	House	Dining and Conference Services	Finance & Administration	0	0	145 Bedroom
CREEK 201.1	House	Dining and Conference Services	Finance & Administration	0	0	18 Closet
CREEK 202	House	Dining and Conference Services	Finance & Administration	0	0	142 Bedroom
CREEK 202.1	House	Dining and Conference Services	Finance & Administration	0	0	21 Closet
CREEK 203	House	Dining and Conference Services	Finance & Administration	0	0	31 Bathroom
CREEK 204	House	Dining and Conference Services	Finance & Administration	0	0	40 Bathroom
CREEK 205	House	Dining and Conference Services	Finance & Administration	0	0	202 Bedroom
CREEK 205.1	House	Dining and Conference Services	Finance & Administration	0	0	14 Closet
CREEK 205.2	House	Dining and Conference Services	Finance & Administration	0	0	16 Closet
CREEK 206	Apartment	Dining and Conference Services	Finance & Administration	0	0	40 Bathroom
CREEK 207	Apartment	Dining and Conference Services	Finance & Administration	0	0	148 Kitchen
CREEK 208	Apartment	Dining and Conference Services	Finance & Administration	0	0	238 Living Room
CREEK 209	Apartment	Dining and Conference Services	Finance & Administration	0	0	108 Bedroom
CREEK 209.1	Apartment	Dining and Conference Services	Finance & Administration	0	0	16 Closet
CREEK 210	Apartment	Dining and Conference Services	Finance & Administration	0	0	46 Bedroom
CREEK 210.1	Apartment	Dining and Conference Services	Finance & Administration	0	0	15 Closet
CREEK 211	House	Dining and Conference Services	Finance & Administration	0	0	64 Closet
CREEK B1	House	Dining and Conference Services	Finance & Administration	0	0	409 Family Room
CREEK B2.1	House	Dining and Conference Services	Finance & Administration	0	0	18 Closet
CREEK C1.2.1	House	Dining and Conference Services	Finance & Administration	0	0	3 Closet
CREEK C2.2	Apartment	Nonassignable	Nonassignable	0	0	32 Hallway
CREEK C3.2	Apartment	Nonassignable	Nonassignable	0	0	19 Hallway
CREEK S1.1	House	Nonassignable	Nonassignable	0	0	38 Stairs,Living Rm
CREEK S2.2	Apartment	Nonassignable	Nonassignable	0	0	44 Stairway
<i>Total ASF for Creek Lodge</i>						<b>4,167</b>

### Cumberland House

Room Id	Room Use Code	Department	College/Administrative U	Stn Cnt	ASF	Features
CUMBERLAND 310	Faculty Office Service	Global Education and Partnerships	Provost & VP for Academic Affairs	0	0	165 OFFICE ENTRY
CUMBERLAND 305	Faculty Office	Global Education and Partnerships	Provost & VP for Academic Affairs	0	0	164 OFFICE
CUMBERLAND 305	Faculty Office	Global Education and Partnerships	Provost & VP for Academic Affairs	0	0	113 OFFICE

### Building Id: CUMBERL

Provost & VP for Academic Affairs	0	165 OFFICE ENTRY
Provost & VP for Academic Affairs	0	164 OFFICE
Provost & VP for Academic Affairs	0	113 OFFICE

## ASF by Campus by Building without Unassignable Space Millersville University • Main Campus

Room Id	Room Use Code	Department	College/Administrative U	Stn Cnt	ASF	Features
CUMBERLAND 305	Faculty Office	Global Education and Partnerships	Provost & VP for Academic Affairs	0		154 OFFICE
CUMBERLAND 305	Faculty Office	Global Education and Partnerships	Provost & VP for Academic Affairs	0		151 OFFICE
CUMBERLAND 305	Faculty Office	Global Education and Partnerships	Provost & VP for Academic Affairs	0		399 OFFICE
CUMBERLAND 310	Faculty Office Service	Global Education and Partnerships	Provost & VP for Academic Affairs	0		3 CLOSET
CUMBERLAND 305	Faculty Office	Global Education and Partnerships	Provost & VP for Academic Affairs	0		104 OFFICE
CUMBERLAND 310	Faculty Office Service	Global Education and Partnerships	Provost & VP for Academic Affairs	0		3 CLOSET
CUMBERLAND 305	Faculty Office	Global Education and Partnerships	Provost & VP for Academic Affairs	0		167 OFFICE
CUMBERLAND 310	Faculty Office Service	Global Education and Partnerships	Provost & VP for Academic Affairs	0		3 CLOSET
CUMBERLAND 310	Faculty Office Service	Global Education and Partnerships	Provost & VP for Academic Affairs	0		20 CLOSET
CUMBERLAND 310	Faculty Office Service	Global Education and Partnerships	Provost & VP for Academic Affairs	0		26 CLOSET
<i>Total ASF for Cumberland House</i>						<b>1,472</b>

### Dauphin House

### Building Id: DAUPHIN

DAUPHIN 100 305	Faculty Office	English	Arts, Humanities, & Social Sciences	0		342 OFFICE
DAUPHIN 101 305	Faculty Office	English	Arts, Humanities, & Social Sciences	0		193 OFFICE
DAUPHIN 103 310	Faculty Office Service	English	Arts, Humanities, & Social Sciences	0		79 CLOSED PORCH STORAGE
DAUPHIN 104 305	Faculty Office	English	Arts, Humanities, & Social Sciences	0		150 OFFICE & KITCHEN
DAUPHIN 200 305	Faculty Office	English	Arts, Humanities, & Social Sciences	0		149 OFFICE
DAUPHIN 200. 310	Faculty Office Service	English	Arts, Humanities, & Social Sciences	0		8 CLOSET
DAUPHIN 200. 310	Faculty Office Service	English	Arts, Humanities, & Social Sciences	0		6 CLOSET
DAUPHIN 201 305	Faculty Office	English	Arts, Humanities, & Social Sciences	0		154 OFFICE
DAUPHIN 203 305	Faculty Office	English	Arts, Humanities, & Social Sciences	0		153 OFFICE
DAUPHIN 204 305	Faculty Office	English	Arts, Humanities, & Social Sciences	0		153 OFFICE
DAUPHIN 204. 310	Faculty Office Service	English	Arts, Humanities, & Social Sciences	0		8 CLOSET
<i>Total ASF for Dauphin House</i>						<b>1,395</b>

### Delaware House

### Building Id: DELAWARE

DELAWARE 10 325	Clerical Office	Social Equity	President	0		168 OFFICE
DELAWARE 10 325	Clerical Office	Social Equity	President	0		138 OFFICE
DELAWARE 10 315	Administrative Office	Social Equity	President	0		167 OFFICE
DELAWARE 10 320	Administrative Office Service	Social Equity	President	0		84 OFFICE SERVICE
DELAWARE 20 365	Conference Room	Social Equity	President	0		215 CONFERENCE ROOM
DELAWARE 20 370	Conference Room Service	Social Equity	President	0		13 CLOSET
DELAWARE 20 370	Conference Room Service	Social Equity	President	0		12 CLOSET

## ASF by Campus by Building without Unassignable Space Millersville University • Main Campus

Room Id	Room Use Code	Department	College/Administrative U	Stn Cnt	ASF	Features
DELAWARE 20 370	Conference Room Service	Social Equity	President	0		4 CLOSET
DELAWARE 20 315	Administrative Office	Social Equity	President	0		140 OFFICE
DELAWARE 20 320	Administrative Office Service	Social Equity	President	0		4 CLOSET
DELAWARE 20 315	Administrative Office	Social Equity	President	0		198 OFFICE
DELAWARE 20 320	Administrative Office Service	Social Equity	President	0		7 CLOSET
DELAWARE 20 320	Administrative Office Service	Social Equity	President	0		228 STAFF ROOM
DELAWARE 20 320	Administrative Office Service	Social Equity	President	0		10 CLOSET
DELAWARE C- 320	Administrative Office Service	Social Equity	President	0		15 OFFICE SERVICE
DELAWARE C- 320	Administrative Office Service	Social Equity	President	0		4 OFFICE SERVICE
DELAWARE C- 320	Administrative Office Service	Social Equity	President	0		4 OFFICE SERVICE
DELAWARE C- 320	Administrative Office Service	Social Equity	President	0		6 OFFICE SERVICE
DELAWARE C- 320	Administrative Office Service	Social Equity	President	0		6 CLOSET
DELAWARE C- 320	Administrative Office Service	Social Equity	President	0		3 CLOSET
<i>Total ASF for Delaware House</i>						<b>1,426</b>

### Dilworth

### Building Id: DILWORT

DILWORTH 10 320	Administrative Office Service	Vice President for Finance and Adminis	Finance & Administration	0		212 EMPLOYEE LOUNGE
DILWORTH 10 330	Clerical Office Service	Human Resources	Finance & Administration	0		161 Storage
DILWORTH 10 320	Administrative Office Service	Bursar	Finance & Administration	0		310 WAITING AREA
DILWORTH 10 315	Administrative Office	Bursar	Finance & Administration	0		1,091 OFFICE
DILWORTH 10 315	Administrative Office	Bursar	Finance & Administration	0		178 OFFICE
DILWORTH 10 315	Administrative Office	Bursar	Finance & Administration	0		186 OFFICE
DILWORTH 10 320	Administrative Office Service	Bursar	Finance & Administration	0		175 STORAGE
DILWORTH 10 710	Central Computer/Telecom	Information Technology	Information Technology	0		471 TELEPHONE EQUIPMENT R
DILWORTH 10 710	Central Computer/Telecom	Information Technology	Information Technology	0		136 TELEPHONE EQUIPMENT R
DILWORTH 10 715	Central Computer/Telecom Servi	Information Technology	Information Technology	0		14 STORAGE
DILWORTH 10 325	Clerical Office	Human Resources	Finance & Administration	0		981 OFFICE
DILWORTH 10 330	Clerical Office Service	Human Resources	Finance & Administration	0		13 STORAGE
DILWORTH 10 330	Clerical Office Service	Human Resources	Finance & Administration	0		207 STORAGE
DILWORTH 10 315	Administrative Office	Human Resources	Finance & Administration	0		153 OFFICE
DILWORTH 10 315	Administrative Office	Human Resources	Finance & Administration	0		158 OFFICE
DILWORTH 10 315	Administrative Office	Human Resources	Finance & Administration	0		181 OFFICE
DILWORTH 10 315	Administrative Office	Human Resources	Finance & Administration	0		126 OFFICE
DILWORTH 10 315	Administrative Office	Human Resources	Finance & Administration	0		124 OFFICE
DILWORTH 10 315	Administrative Office	Human Resources	Finance & Administration	0		124 OFFICE

## ASF by Campus by Building without Unassignable Space Millersville University • Main Campus

Room Id	Room Use Code	Department	College/Administrative U	Stn Cnt	ASF	Features
DILLWORTH 10 325	Clerical Office	Payroll	Finance & Administration	0	0	620 OFFICE
DILLWORTH 10 315	Administrative Office	Payroll	Finance & Administration	0	0	109 OFFICE
DILLWORTH 11 325	Clerical Office	Human Resources	Finance & Administration	0	0	255 OFFICE
DILLWORTH 11 315	Administrative Office	Payroll	Finance & Administration	0	0	126 OFFICE ASSISTANT PAYRO
DILLWORTH 11 315	Administrative Office	Human Resources	Finance & Administration	0	0	122 OFFICE SAFETY DIR
DILLWORTH 11 320	Administrative Office Service	Human Resources	Finance & Administration	0	0	144 STORAGE
DILLWORTH 11 315	Administrative Office	Human Resources	Finance & Administration	0	0	83 OFFICE ASSISTANT SAFETY
DILLWORTH 20 325	Clerical Office	Accounting	Finance & Administration	0	0	814 OFFICE
DILLWORTH 20 315	Administrative Office	Accounting	Finance & Administration	0	0	134 OFFICE
DILLWORTH 20 315	Administrative Office	Accounting	Finance & Administration	0	0	137 OFFICE
DILLWORTH 20 315	Administrative Office	Accounting	Finance & Administration	0	0	185 OFFICE
DILLWORTH 20 315	Administrative Office	Accounting	Finance & Administration	0	0	176 OFFICE
DILLWORTH 20 315	Administrative Office	Accounting	Finance & Administration	0	0	161 OFFICE
DILLWORTH 20 325	Clerical Office	Vice President for Finance and Adminis	Finance & Administration	0	0	644 OFFICE
DILLWORTH 20 330	Clerical Office Service	Vice President for Finance and Adminis	Finance & Administration	0	0	150 EQUIPMENT ROOM
DILLWORTH 20 315	Administrative Office	Budget	Finance & Administration	0	0	133 OFFICE
DILLWORTH 20 315	Administrative Office	Budget	Finance & Administration	0	0	180 OFFICE
DILLWORTH 20 315	Administrative Office	Budget	Finance & Administration	0	0	166 OFFICE
DILLWORTH 20 315	Administrative Office	Vice President for Finance and Adminis	Finance & Administration	0	0	230 OFFICE
DILLWORTH 20 315	Administrative Office	Vice President for Finance and Adminis	Finance & Administration	0	0	174 OFFICE
DILLWORTH 20 330	Clerical Office Service	Vice President for Finance and Adminis	Finance & Administration	0	0	74 FILE ROOM
DILLWORTH 20 315	Administrative Office	Vice President for Finance and Adminis	Finance & Administration	0	0	346 OFFICE
DILLWORTH 20 320	Administrative Office Service	Budget	Finance & Administration	0	0	69 VAULT
DILLWORTH 20 365	Conference Room	Vice President for Finance and Adminis	Finance & Administration	0	0	304 CONFERENCE ROOM
DILLWORTH 20 365	Conference Room	Vice President for Finance and Adminis	Finance & Administration	0	0	199 CONFERENCE ROOM
DILLWORTH 20 315	Administrative Office	Purchasing	Finance & Administration	0	0	786 OFFICE
DILLWORTH 20 315	Administrative Office	Purchasing	Finance & Administration	0	0	135 OFFICE
DILLWORTH 20 315	Administrative Office	Purchasing	Finance & Administration	0	0	221 OFFICE
<i>Total ASF for Dilworth</i>						<b>11,878</b>

### Duncan Alumni House

### Building Id: DUNCAN

DUNCAN ALU 680	Meeting Room	VP for University Advancement	Advancement	0	0	458 ALUMNI LOUNGE
DUNCAN ALU 680	Meeting Room	VP for University Advancement	Advancement	0	0	228 MEETING ROOM
DUNCAN ALU 685	Meeting Room Service	VP for University Advancement	Advancement	0	0	132 KITCHEN
DUNCAN ALU 685	Meeting Room Service	VP for University Advancement	Advancement	0	0	29 PREP AREA KITCHEN

## ASF by Campus by Building without Unassignable Space Millersville University • Main Campus

Room Id	Room Use Code	Department	College/Administrative U	Stn Cnt	ASF	Features
DUNCAN ALU 315	Administrative Office	Development	Advancement	0	0	405 OFFICE
DUNCAN ALU 320	Administrative Office Service	Development	Advancement	0	0	38 CLOSET
DUNCAN ALU 315	Administrative Office	Development	Advancement	0	0	119 OFFICE
DUNCAN ALU 315	Administrative Office	Development	Advancement	0	0	109 OFFICE
DUNCAN ALU 315	Administrative Office	Public Grants & Corporate Partnerships	Finance & Administration	0	0	134 OFFICE
DUNCAN ALU 315	Administrative Office	Development	Advancement	0	0	109 OFFICE
DUNCAN ALU 315	Administrative Office	Development	Advancement	0	0	151 OFFICE
DUNCAN ALU 315	Administrative Office	Development	Advancement	0	0	114 OFFICE
DUNCAN ALU 315	Administrative Office	VP for University Advancement	Advancement	0	0	226 OFFICE
DUNCAN ALU 315	Administrative Office	VP for University Advancement	Advancement	0	0	299 OFFICE
DUNCAN ALU 315	Administrative Office	Development	Advancement	0	0	110 OFFICE
DUNCAN ALU 315	Administrative Office	University Communications and Market	Student Affairs & Enrollment Mgmt	0	0	176 OFFICE
DUNCAN ALU 315	Administrative Office	University Communications and Market	Student Affairs & Enrollment Mgmt	0	0	126 OFFICE
DUNCAN ALU 315	Administrative Office	University Communications and Market	Student Affairs & Enrollment Mgmt	0	0	338 OFFICE
DUNCAN ALU 325	Clerical Office	University Communications and Market	Student Affairs & Enrollment Mgmt	0	0	213 OFFICE
DUNCAN ALU 320	Administrative Office Service	University Communications and Market	Student Affairs & Enrollment Mgmt	0	0	12 CLOSET
DUNCAN ALU 320	Administrative Office Service	University Communications and Market	Student Affairs & Enrollment Mgmt	0	0	12 CLOSET
DUNCAN ALU 325	Clerical Office	University Communications and Market	Student Affairs & Enrollment Mgmt	0	0	121 OFFICE
DUNCAN ALU 315	Administrative Office	University Communications and Market	Student Affairs & Enrollment Mgmt	0	0	94 OFFICE
DUNCAN ALU 315	Administrative Office	University Communications and Market	Student Affairs & Enrollment Mgmt	0	0	88 OFFICE
DUNCAN ALU 315	Administrative Office	Research and Data Management	Advancement	0	0	152 OFFICE
DUNCAN ALU 315	Administrative Office	Research and Data Management	Advancement	0	0	39 OFFICE
DUNCAN ALU 315	Administrative Office	Research and Data Management	Advancement	0	0	132 OFFICE
DUNCAN ALU 315	Administrative Office	University Communications and Market	Student Affairs & Enrollment Mgmt	0	0	102 OFFICE
DUNCAN ALU 315	Administrative Office	University Communications and Market	Student Affairs & Enrollment Mgmt	0	0	113 OFFICE
DUNCAN ALU 315	Administrative Office	University Communications and Market	Student Affairs & Enrollment Mgmt	0	0	123 OFFICE
DUNCAN ALU 315	Administrative Office	University Communications and Market	Student Affairs & Enrollment Mgmt	0	0	146 OFFICE
DUNCAN ALU 680	Meeting Room	Research and Data Management	Advancement	0	0	198 OFFICE
DUNCAN ALU 315	Administrative Office	Research and Data Management	Advancement	0	0	145 OFFICE
DUNCAN ALU 365	Conference Room	University Communications and Market	Student Affairs & Enrollment Mgmt	0	0	158 MEETING ROOM
DUNCAN ALU 315	Administrative Office	University Communications and Market	Student Affairs & Enrollment Mgmt	0	0	94 OFFICE
DUNCAN ALU 320	Administrative Office Service	Development	Advancement	0	0	288 WORK ROOM
DUNCAN ALU 320	Administrative Office Service	Alumni Engagement	Advancement	0	0	51 STORAGE CLOSET
DUNCAN ALU 315	Administrative Office	Alumni Engagement	Advancement	0	0	214 OFFICE
DUNCAN ALU 315	Administrative Office	Alumni Engagement	Advancement	0	0	229 OFFICE
DUNCAN ALU 315	Administrative Office	Scheduling & Event Management	Advancement	0	0	147 OFFICE



## ASF by Campus by Building without Unassignable Space Millersville University • Main Campus

Room Id	Room Use Code	Department	College/Administrative U	Stn Cnt	ASF	Features
DUNCAN ALU 315	Administrative Office	Alumni Engagement	Advancement	0	137	OFFICE
DUNCAN ALU 320	Administrative Office Service	Development	Advancement	0	56	WORK ROOM STORAGE
DUNCAN ALU 320	Administrative Office Service	Alumni Engagement	Advancement	0	34	WORK ROOM STORAGE
DUNCAN ALU 315	Administrative Office	Alumni Engagement	Advancement	0	557	OFFICE
DUNCAN ALU 320	Administrative Office Service	VP for University Advancement	Advancement	0	148	FILE & COPY ROOM
DUNCAN ALU 315	Administrative Office	Alumni Engagement	Advancement	0	126	OFFICE
DUNCAN ALU 315	Administrative Office	Development	Advancement	0	93	OFFICE
DUNCAN ALU 315	Administrative Office	Development	Advancement	0	66	OFFICE
<i>Total ASF for Duncan Alumni House</i>					<u>7,389</u>	
<b>Dutcher Hall</b>						
DUTCH 104	615	Assembly/Auditorium Service	Communication & Theatre	0	306	LOUNGE
DUTCH 105	305	Faculty Office	Communication & Theatre	0	137	OFFICE
DUTCH 106	615	Assembly/Auditorium Service	Communication & Theatre	0	113	BOX OFFICE
DUTCH 107	315	Administrative Office	Communication & Theatre	0	147	PRODUCTION ASSISTANT
DUTCH 108	615	Assembly/Auditorium Service	Communication & Theatre	0	117	OFFICE
DUTCH 109	615	Assembly/Auditorium Service	Communication & Theatre	0	99	OFFICE
DUTCH 110	305	Faculty Office	Communication & Theatre	0	124	OFFICE
DUTCH 111	615	Assembly/Auditorium Service	Communication & Theatre	0	578	SEMINAR ROOM
DUTCH 111E	615	Assembly/Auditorium Service	Communication & Theatre	0	117	OFFICE
DUTCH 112	336	Student Worker Office	Communication & Theatre	0	109	OFFICE
DUTCH 206	615	Assembly/Auditorium Service	Communication & Theatre	0	216	PASSAGE WAY
DUTCH 207	305	Faculty Office	Communication & Theatre	0	265	FACULTY OFFICE
DUTCH 208	110	Classroom	Communication & Theatre	0	1,650	THEATER CLASSROOM
DUTCH 208B	615	Assembly/Auditorium Service	Communication & Theatre	0	48	CLOSET
DUTCH 209	615	Assembly/Auditorium Service	Communication & Theatre	0	224	DRESSING ROOM
DUTCH 209A	615	Assembly/Auditorium Service	Communication & Theatre	0	30	CLOSET
DUTCH 210	615	Assembly/Auditorium Service	Communication & Theatre	0	219	DRESSING ROOM
DUTCH 210A	615	Assembly/Auditorium Service	Communication & Theatre	0	7	CLOSET
DUTCH 301	615	Assembly/Auditorium Service	Communication & Theatre	0	346	LOBBY
DUTCH 302	615	Assembly/Auditorium Service	Communication & Theatre	0	49	CLOSET
DUTCH 304	610	Assembly/Auditorium	Communication & Theatre	0	2,761	THEATER
DUTCH 304C	615	Assembly/Auditorium Service	Communication & Theatre	0	90	STORAGE
<i>Total ASF for Dutcher Hall</i>					<u>7,752</u>	













## ASF by Campus by Building without Unassignable Space Millersville University • Main Campus

Room Id	Room Use Code	Department	College/Administrative U	Stn Cnt	ASF	Features
EV Wing A A-2 920	Sleep/Study w/ Toilet/Bath	Housing & Residential Programs	Student Affairs & Enrollment Mgmt	0	219	Bedroom
EV Wing A A-2 920	Sleep/Study w/ Toilet/Bath	Housing & Residential Programs	Student Affairs & Enrollment Mgmt	0	203	Bedroom
EV Wing A A-2 920	Sleep/Study w/ Toilet/Bath	Housing & Residential Programs	Student Affairs & Enrollment Mgmt	0	36	Bathroom
EV Wing A A-2 920	Sleep/Study w/ Toilet/Bath	Housing & Residential Programs	Student Affairs & Enrollment Mgmt	0	43	Bathroom
EV Wing A A-2 920	Sleep/Study w/ Toilet/Bath	Housing & Residential Programs	Student Affairs & Enrollment Mgmt	0	117	Vestibule
EV Wing A A-2 920	Sleep/Study w/ Toilet/Bath	Housing & Residential Programs	Student Affairs & Enrollment Mgmt	0	203	Bedroom
EV Wing A A-2 920	Sleep/Study w/ Toilet/Bath	Housing & Residential Programs	Student Affairs & Enrollment Mgmt	0	219	Bedroom
EV Wing A A-2 920	Sleep/Study w/ Toilet/Bath	Housing & Residential Programs	Student Affairs & Enrollment Mgmt	0	43	Bathroom
EV Wing A A-2 920	Sleep/Study w/ Toilet/Bath	Housing & Residential Programs	Student Affairs & Enrollment Mgmt	0	36	Bathroom
EV Wing A A-2 920	Sleep/Study w/ Toilet/Bath	Housing & Residential Programs	Student Affairs & Enrollment Mgmt	0	73	Vestibule
EV Wing A A-2 920	Sleep/Study w/ Toilet/Bath	Housing & Residential Programs	Student Affairs & Enrollment Mgmt	0	106	Bedroom
EV Wing A A-2 920	Sleep/Study w/ Toilet/Bath	Housing & Residential Programs	Student Affairs & Enrollment Mgmt	0	124	Bedroom
EV Wing A A-2 920	Sleep/Study w/ Toilet/Bath	Housing & Residential Programs	Student Affairs & Enrollment Mgmt	0	45	Bathroom
EV Wing A A-3 920	Sleep/Study w/ Toilet/Bath	Housing & Residential Programs	Student Affairs & Enrollment Mgmt	0	78	Vestibule
EV Wing A A-3 920	Sleep/Study w/ Toilet/Bath	Housing & Residential Programs	Student Affairs & Enrollment Mgmt	0	138	Bedroom
EV Wing A A-3 920	Sleep/Study w/ Toilet/Bath	Housing & Residential Programs	Student Affairs & Enrollment Mgmt	0	143	Bedroom
EV Wing A A-3 920	Sleep/Study w/ Toilet/Bath	Housing & Residential Programs	Student Affairs & Enrollment Mgmt	0	63	Bathroom
EV Wing A A-3 920	Sleep/Study w/ Toilet/Bath	Housing & Residential Programs	Student Affairs & Enrollment Mgmt	0	73	Vestibule
EV Wing A A-3 920	Sleep/Study w/ Toilet/Bath	Housing & Residential Programs	Student Affairs & Enrollment Mgmt	0	116	Bedroom
EV Wing A A-3 920	Sleep/Study w/ Toilet/Bath	Housing & Residential Programs	Student Affairs & Enrollment Mgmt	0	106	Bedroom
EV Wing A A-3 920	Sleep/Study w/ Toilet/Bath	Housing & Residential Programs	Student Affairs & Enrollment Mgmt	0	45	Bathroom
EV Wing A A-3 920	Sleep/Study w/ Toilet/Bath	Housing & Residential Programs	Student Affairs & Enrollment Mgmt	0	117	Vestibule
EV Wing A A-3 920	Sleep/Study w/ Toilet/Bath	Housing & Residential Programs	Student Affairs & Enrollment Mgmt	0	212	Bedroom
EV Wing A A-3 920	Sleep/Study w/ Toilet/Bath	Housing & Residential Programs	Student Affairs & Enrollment Mgmt	0	200	Bedroom
EV Wing A A-3 920	Sleep/Study w/ Toilet/Bath	Housing & Residential Programs	Student Affairs & Enrollment Mgmt	0	36	Bathroom
EV Wing A A-3 920	Sleep/Study w/ Toilet/Bath	Housing & Residential Programs	Student Affairs & Enrollment Mgmt	0	43	Bathroom
EV Wing A A-3 920	Sleep/Study w/ Toilet/Bath	Housing & Residential Programs	Student Affairs & Enrollment Mgmt	0	117	Vestibule
EV Wing A A-3 920	Sleep/Study w/ Toilet/Bath	Housing & Residential Programs	Student Affairs & Enrollment Mgmt	0	200	Bedroom
EV Wing A A-3 920	Sleep/Study w/ Toilet/Bath	Housing & Residential Programs	Student Affairs & Enrollment Mgmt	0	212	Bedroom
EV Wing A A-3 920	Sleep/Study w/ Toilet/Bath	Housing & Residential Programs	Student Affairs & Enrollment Mgmt	0	43	Bathroom
EV Wing A A-3 920	Sleep/Study w/ Toilet/Bath	Housing & Residential Programs	Student Affairs & Enrollment Mgmt	0	36	Bathroom
EV Wing A A-3 920	Sleep/Study w/ Toilet/Bath	Housing & Residential Programs	Student Affairs & Enrollment Mgmt	0	118	Vestibule







## ASF by Campus by Building without Unassignable Space Millersville University • Main Campus

Room Id	Room Use Code	Department	College/Administrative U	Stn Cnt	ASF	Features
EV Wing A A-3 920	Sleep/Study w/ Toilet/Bath	Housing & Residential Programs	Student Affairs & Enrollment Mgmt	0	73	Vestibule
EV Wing A A-3 920	Sleep/Study w/ Toilet/Bath	Housing & Residential Programs	Student Affairs & Enrollment Mgmt	0	110	Bedroom
EV Wing A A-3 920	Sleep/Study w/ Toilet/Bath	Housing & Residential Programs	Student Affairs & Enrollment Mgmt	0	106	Bedroom
EV Wing A A-3 920	Sleep/Study w/ Toilet/Bath	Housing & Residential Programs	Student Affairs & Enrollment Mgmt	0	45	Bathroom
EV Wing A A-3 920	Sleep/Study w/ Toilet/Bath	Housing & Residential Programs	Student Affairs & Enrollment Mgmt	0	117	Vestibule
EV Wing A A-3 920	Sleep/Study w/ Toilet/Bath	Housing & Residential Programs	Student Affairs & Enrollment Mgmt	0	215	Bedroom
EV Wing A A-3 920	Sleep/Study w/ Toilet/Bath	Housing & Residential Programs	Student Affairs & Enrollment Mgmt	0	200	Bedroom
EV Wing A A-3 920	Sleep/Study w/ Toilet/Bath	Housing & Residential Programs	Student Affairs & Enrollment Mgmt	0	36	Bathroom
EV Wing A A-3 920	Sleep/Study w/ Toilet/Bath	Housing & Residential Programs	Student Affairs & Enrollment Mgmt	0	43	Bathroom
EV Wing A A-3 920	Sleep/Study w/ Toilet/Bath	Housing & Residential Programs	Student Affairs & Enrollment Mgmt	0	117	Vestibule
EV Wing A A-3 920	Sleep/Study w/ Toilet/Bath	Housing & Residential Programs	Student Affairs & Enrollment Mgmt	0	200	Bedroom
EV Wing A A-3 920	Sleep/Study w/ Toilet/Bath	Housing & Residential Programs	Student Affairs & Enrollment Mgmt	0	215	Bedroom
EV Wing A A-3 920	Sleep/Study w/ Toilet/Bath	Housing & Residential Programs	Student Affairs & Enrollment Mgmt	0	43	Bathroom
EV Wing A A-3 920	Sleep/Study w/ Toilet/Bath	Housing & Residential Programs	Student Affairs & Enrollment Mgmt	0	36	Bathroom
EV Wing A A-3 920	Sleep/Study w/ Toilet/Bath	Housing & Residential Programs	Student Affairs & Enrollment Mgmt	0	73	Vestibule
EV Wing A A-3 920	Sleep/Study w/ Toilet/Bath	Housing & Residential Programs	Student Affairs & Enrollment Mgmt	0	104	Bedroom
EV Wing A A-3 920	Sleep/Study w/ Toilet/Bath	Housing & Residential Programs	Student Affairs & Enrollment Mgmt	0	119	Bedroom
EV Wing A A-3 920	Sleep/Study w/ Toilet/Bath	Housing & Residential Programs	Student Affairs & Enrollment Mgmt	0	45	Bathroom
EV Wing A A-1 770	Hazardous Waste Storage	Housing & Residential Programs	Student Affairs & Enrollment Mgmt	0	69	Utility
EV Wing A A-L 650	Lounge	Housing & Residential Programs	Student Affairs & Enrollment Mgmt	0	227	Study Lounge
EV Wing A A-L 670	Recreation	Housing & Residential Programs	Student Affairs & Enrollment Mgmt	0	952	Recreation Room
EV Wing A A-L 670	Recreation	Housing & Residential Programs	Student Affairs & Enrollment Mgmt	0	176	Reception
EV Wing A A-L 315	Administrative Office	Housing & Residential Programs	Student Affairs & Enrollment Mgmt	0	283	RD Office
EV Wing A A-L 920	Sleep/Study w/ Toilet/Bath	Housing & Residential Programs	Student Affairs & Enrollment Mgmt	0	110	Storage
EV Wing A A-L 650	Lounge	Housing & Residential Programs	Student Affairs & Enrollment Mgmt	0	227	Study Lounge
EV Wing A A-L 650	Lounge	Housing & Residential Programs	Student Affairs & Enrollment Mgmt	0	708	Lounge
EV Wing A A-L 650	Lounge	Housing & Residential Programs	Student Affairs & Enrollment Mgmt	0	226	Study Lounge
EV Wing A A-L 650	Lounge	Housing & Residential Programs	Student Affairs & Enrollment Mgmt	0	699	Lounge
EV Wing A A- 920	Sleep/Study w/ Toilet/Bath	Housing & Residential Programs	Student Affairs & Enrollment Mgmt	0	73	Vestibule
EV Wing A A- 920	Sleep/Study w/ Toilet/Bath	Housing & Residential Programs	Student Affairs & Enrollment Mgmt	0	117	Bedroom
EV Wing A A- 920	Sleep/Study w/ Toilet/Bath	Housing & Residential Programs	Student Affairs & Enrollment Mgmt	0	108	Bedroom
EV Wing A A- 920	Sleep/Study w/ Toilet/Bath	Housing & Residential Programs	Student Affairs & Enrollment Mgmt	0	45	Bathroom
EV Wing A A- 770	Hazardous Waste Storage	Housing & Residential Programs	Student Affairs & Enrollment Mgmt	0	70	Utility
EV Wing A A-P 660	Merchandising	Housing & Residential Programs	Student Affairs & Enrollment Mgmt	0	97	Print Center
EV Wing A A-S 920	Sleep/Study w/ Toilet/Bath	Housing & Residential Programs	Student Affairs & Enrollment Mgmt	0	119	Storage
EV Wing A A-S 730	Central Storage	Housing & Residential Programs	Student Affairs & Enrollment Mgmt	0	23	Storage





## ASF by Campus by Building without Unassignable Space Millersville University • Main Campus

Room Id	Room Use Code	Department	College/Administrative U	Stn Cnt	ASF	Features
EV Wing A A-T 920	Sleep/Study w/ Toilet/Bath	Housing & Residential Programs	Student Affairs & Enrollment Mgmt	0		72 Vestibule
EV Wing A A-T 920	Sleep/Study w/ Toilet/Bath	Housing & Residential Programs	Student Affairs & Enrollment Mgmt	0		112 Bedroom
EV Wing A A-T 920	Sleep/Study w/ Toilet/Bath	Housing & Residential Programs	Student Affairs & Enrollment Mgmt	0		109 Bedroom
EV Wing A A-T 920	Sleep/Study w/ Toilet/Bath	Housing & Residential Programs	Student Affairs & Enrollment Mgmt	0		45 Bathroom
EV Wing A A-T 920	Sleep/Study w/ Toilet/Bath	Housing & Residential Programs	Student Affairs & Enrollment Mgmt	0		73 Vestibule
EV Wing A A-T 920	Sleep/Study w/ Toilet/Bath	Housing & Residential Programs	Student Affairs & Enrollment Mgmt	0		112 Bedroom
EV Wing A A-T 920	Sleep/Study w/ Toilet/Bath	Housing & Residential Programs	Student Affairs & Enrollment Mgmt	0		108 Bedroom
EV Wing A A-T 920	Sleep/Study w/ Toilet/Bath	Housing & Residential Programs	Student Affairs & Enrollment Mgmt	0		45 Bathroom
EV Wing A A-T 920	Sleep/Study w/ Toilet/Bath	Housing & Residential Programs	Student Affairs & Enrollment Mgmt	0		117 Vestibule
EV Wing A A-T 920	Sleep/Study w/ Toilet/Bath	Housing & Residential Programs	Student Affairs & Enrollment Mgmt	0		209 Bedroom
EV Wing A A-T 920	Sleep/Study w/ Toilet/Bath	Housing & Residential Programs	Student Affairs & Enrollment Mgmt	0		203 Bedroom
EV Wing A A-T 920	Sleep/Study w/ Toilet/Bath	Housing & Residential Programs	Student Affairs & Enrollment Mgmt	0		36 Bathroom
EV Wing A A-T 920	Sleep/Study w/ Toilet/Bath	Housing & Residential Programs	Student Affairs & Enrollment Mgmt	0		43 Bathroom
EV Wing A A-T 920	Sleep/Study w/ Toilet/Bath	Housing & Residential Programs	Student Affairs & Enrollment Mgmt	0		117 Vestibule
EV Wing A A-T 920	Sleep/Study w/ Toilet/Bath	Housing & Residential Programs	Student Affairs & Enrollment Mgmt	0		203 Bedroom
EV Wing A A-T 920	Sleep/Study w/ Toilet/Bath	Housing & Residential Programs	Student Affairs & Enrollment Mgmt	0		209 Bedroom
EV Wing A A-T 920	Sleep/Study w/ Toilet/Bath	Housing & Residential Programs	Student Affairs & Enrollment Mgmt	0		43 Bathroom
EV Wing A A-T 920	Sleep/Study w/ Toilet/Bath	Housing & Residential Programs	Student Affairs & Enrollment Mgmt	0		36 Bathroom
EV Wing A A-T 920	Sleep/Study w/ Toilet/Bath	Housing & Residential Programs	Student Affairs & Enrollment Mgmt	0		76 Vestibule
EV Wing A A-T 920	Sleep/Study w/ Toilet/Bath	Housing & Residential Programs	Student Affairs & Enrollment Mgmt	0		106 Bedroom
EV Wing A A-T 920	Sleep/Study w/ Toilet/Bath	Housing & Residential Programs	Student Affairs & Enrollment Mgmt	0		121 Bedroom
EV Wing A A-T 920	Sleep/Study w/ Toilet/Bath	Housing & Residential Programs	Student Affairs & Enrollment Mgmt	0		45 Bathroom
EV Wing A A-T 650	Lounge	Housing & Residential Programs	Student Affairs & Enrollment Mgmt	0		227 Study Lounge
EV Wing A L-2 630	Food Facility	Housing & Residential Programs	Student Affairs & Enrollment Mgmt	0		279 Kitchen
EV Wing A L-2 935	Sleep/Study Service	Housing & Residential Programs	Student Affairs & Enrollment Mgmt	0		242 Laundry
<i>Total ASF for East Village Wing A</i>						<b>51,257</b>

### East Village Wing B

### Building Id: EV Wing

EV Wing B B-1 920	Sleep/Study w/ Toilet/Bath	Housing & Residential Programs	Student Affairs & Enrollment Mgmt	0		73 Vestibule
EV Wing B B-1 920	Sleep/Study w/ Toilet/Bath	Housing & Residential Programs	Student Affairs & Enrollment Mgmt	0		108 Bedroom
EV Wing B B-1 920	Sleep/Study w/ Toilet/Bath	Housing & Residential Programs	Student Affairs & Enrollment Mgmt	0		117 Bedroom
EV Wing B B-1 920	Sleep/Study w/ Toilet/Bath	Housing & Residential Programs	Student Affairs & Enrollment Mgmt	0		45 Bathroom
EV Wing B B-1 920	Sleep/Study w/ Toilet/Bath	Housing & Residential Programs	Student Affairs & Enrollment Mgmt	0		50 Vestibule
EV Wing B B-1 920	Sleep/Study w/ Toilet/Bath	Housing & Residential Programs	Student Affairs & Enrollment Mgmt	0		133 Bedroom
EV Wing B B-1 920	Sleep/Study w/ Toilet/Bath	Housing & Residential Programs	Student Affairs & Enrollment Mgmt	0		46 Bathroom







## ASF by Campus by Building without Unassignable Space Millersville University • Main Campus

Room Id	Room Use Code	Department	College/Administrative U	Stn Cnt	ASF	Features
EV Wing B B-1 920	Sleep/Study w/ Toilet/Bath	Housing & Residential Programs	Student Affairs & Enrollment Mgmt	0	109	Bedroom
EV Wing B B-1 920	Sleep/Study w/ Toilet/Bath	Housing & Residential Programs	Student Affairs & Enrollment Mgmt	0	106	Bedroom
EV Wing B B-1 920	Sleep/Study w/ Toilet/Bath	Housing & Residential Programs	Student Affairs & Enrollment Mgmt	0	45	Bathroom
EV Wing B B-1 920	Sleep/Study w/ Toilet/Bath	Housing & Residential Programs	Student Affairs & Enrollment Mgmt	0	73	Vestibule
EV Wing B B-1 920	Sleep/Study w/ Toilet/Bath	Housing & Residential Programs	Student Affairs & Enrollment Mgmt	0	108	Bedroom
EV Wing B B-1 920	Sleep/Study w/ Toilet/Bath	Housing & Residential Programs	Student Affairs & Enrollment Mgmt	0	112	Bedroom
EV Wing B B-1 920	Sleep/Study w/ Toilet/Bath	Housing & Residential Programs	Student Affairs & Enrollment Mgmt	0	45	Bathroom
EV Wing B B-1 920	Sleep/Study w/ Toilet/Bath	Housing & Residential Programs	Student Affairs & Enrollment Mgmt	0	85	Vestibule
EV Wing B B-1 920	Sleep/Study w/ Toilet/Bath	Housing & Residential Programs	Student Affairs & Enrollment Mgmt	0	106	Bedroom
EV Wing B B-1 920	Sleep/Study w/ Toilet/Bath	Housing & Residential Programs	Student Affairs & Enrollment Mgmt	0	109	Bedroom
EV Wing B B-1 920	Sleep/Study w/ Toilet/Bath	Housing & Residential Programs	Student Affairs & Enrollment Mgmt	0	45	Bathroom
EV Wing B B-1 920	Sleep/Study w/ Toilet/Bath	Housing & Residential Programs	Student Affairs & Enrollment Mgmt	0	73	Vestibule
EV Wing B B-1 920	Sleep/Study w/ Toilet/Bath	Housing & Residential Programs	Student Affairs & Enrollment Mgmt	0	112	Bedroom
EV Wing B B-1 920	Sleep/Study w/ Toilet/Bath	Housing & Residential Programs	Student Affairs & Enrollment Mgmt	0	108	Bedroom
EV Wing B B-1 920	Sleep/Study w/ Toilet/Bath	Housing & Residential Programs	Student Affairs & Enrollment Mgmt	0	45	Bathroom
EV Wing B B-1 920	Sleep/Study w/ Toilet/Bath	Housing & Residential Programs	Student Affairs & Enrollment Mgmt	0	117	Vestibule
EV Wing B B-1 920	Sleep/Study w/ Toilet/Bath	Housing & Residential Programs	Student Affairs & Enrollment Mgmt	0	217	Bedroom
EV Wing B B-1 920	Sleep/Study w/ Toilet/Bath	Housing & Residential Programs	Student Affairs & Enrollment Mgmt	0	205	Bedroom
EV Wing B B-1 920	Sleep/Study w/ Toilet/Bath	Housing & Residential Programs	Student Affairs & Enrollment Mgmt	0	36	Bathroom
EV Wing B B-1 920	Sleep/Study w/ Toilet/Bath	Housing & Residential Programs	Student Affairs & Enrollment Mgmt	0	43	Bathroom
EV Wing B B-1 920	Sleep/Study w/ Toilet/Bath	Housing & Residential Programs	Student Affairs & Enrollment Mgmt	0	116	Vestibule
EV Wing B B-1 920	Sleep/Study w/ Toilet/Bath	Housing & Residential Programs	Student Affairs & Enrollment Mgmt	0	204	Bedroom
EV Wing B B-1 920	Sleep/Study w/ Toilet/Bath	Housing & Residential Programs	Student Affairs & Enrollment Mgmt	0	219	Bedroom
EV Wing B B-1 920	Sleep/Study w/ Toilet/Bath	Housing & Residential Programs	Student Affairs & Enrollment Mgmt	0	43	Bathroom
EV Wing B B-1 920	Sleep/Study w/ Toilet/Bath	Housing & Residential Programs	Student Affairs & Enrollment Mgmt	0	36	Bathroom
EV Wing B B-1 920	Sleep/Study w/ Toilet/Bath	Housing & Residential Programs	Student Affairs & Enrollment Mgmt	0	73	Vestibule
EV Wing B B-1 920	Sleep/Study w/ Toilet/Bath	Housing & Residential Programs	Student Affairs & Enrollment Mgmt	0	126	Bedroom
EV Wing B B-1 920	Sleep/Study w/ Toilet/Bath	Housing & Residential Programs	Student Affairs & Enrollment Mgmt	0	124	Bedroom
EV Wing B B-1 920	Sleep/Study w/ Toilet/Bath	Housing & Residential Programs	Student Affairs & Enrollment Mgmt	0	45	Bathroom
EV Wing B B-2 920	Sleep/Study w/ Toilet/Bath	Housing & Residential Programs	Student Affairs & Enrollment Mgmt	0	73	Vestibule
EV Wing B B-2 920	Sleep/Study w/ Toilet/Bath	Housing & Residential Programs	Student Affairs & Enrollment Mgmt	0	108	Bedroom
EV Wing B B-2 920	Sleep/Study w/ Toilet/Bath	Housing & Residential Programs	Student Affairs & Enrollment Mgmt	0	117	Bedroom











## ASF by Campus by Building without Unassignable Space Millersville University • Main Campus

Room Id	Room Use Code	Department	College/Administrative U	Stn Cnt	ASF	Features
EV Wing B B-3 920	Sleep/Study w/ Toilet/Bath	Housing & Residential Programs	Student Affairs & Enrollment Mgmt	0	215	Bedroom
EV Wing B B-3 920	Sleep/Study w/ Toilet/Bath	Housing & Residential Programs	Student Affairs & Enrollment Mgmt	0	43	Bathroom
EV Wing B B-3 920	Sleep/Study w/ Toilet/Bath	Housing & Residential Programs	Student Affairs & Enrollment Mgmt	0	36	Bathroom
EV Wing B B-3 920	Sleep/Study w/ Toilet/Bath	Housing & Residential Programs	Student Affairs & Enrollment Mgmt	0	86	Vestibule
EV Wing B B-3 920	Sleep/Study w/ Toilet/Bath	Housing & Residential Programs	Student Affairs & Enrollment Mgmt	0	104	Bedroom
EV Wing B B-3 920	Sleep/Study w/ Toilet/Bath	Housing & Residential Programs	Student Affairs & Enrollment Mgmt	0	107	Bedroom
EV Wing B B-3 920	Sleep/Study w/ Toilet/Bath	Housing & Residential Programs	Student Affairs & Enrollment Mgmt	0	45	Bathroom
EV Wing B B-3 920	Sleep/Study w/ Toilet/Bath	Housing & Residential Programs	Student Affairs & Enrollment Mgmt	0	73	Vestibule
EV Wing B B-3 920	Sleep/Study w/ Toilet/Bath	Housing & Residential Programs	Student Affairs & Enrollment Mgmt	0	104	Bedroom
EV Wing B B-3 920	Sleep/Study w/ Toilet/Bath	Housing & Residential Programs	Student Affairs & Enrollment Mgmt	0	119	Bedroom
EV Wing B B-3 920	Sleep/Study w/ Toilet/Bath	Housing & Residential Programs	Student Affairs & Enrollment Mgmt	0	45	Bathroom
EV Wing B B-3 920	Sleep/Study w/ Toilet/Bath	Housing & Residential Programs	Student Affairs & Enrollment Mgmt	0	73	Vestibule
EV Wing B B-3 920	Sleep/Study w/ Toilet/Bath	Housing & Residential Programs	Student Affairs & Enrollment Mgmt	0	109	Bedroom
EV Wing B B-3 920	Sleep/Study w/ Toilet/Bath	Housing & Residential Programs	Student Affairs & Enrollment Mgmt	0	106	Bedroom
EV Wing B B-3 920	Sleep/Study w/ Toilet/Bath	Housing & Residential Programs	Student Affairs & Enrollment Mgmt	0	45	Bathroom
EV Wing B B-L 650	Lounge	Housing & Residential Programs	Student Affairs & Enrollment Mgmt	0	227	Study Lounge
EV Wing B B-L 920	Sleep/Study w/ Toilet/Bath	Housing & Residential Programs	Student Affairs & Enrollment Mgmt	0	463	Lobby
EV Wing B B-L 920	Sleep/Study w/ Toilet/Bath	Housing & Residential Programs	Student Affairs & Enrollment Mgmt	0	281	Office
EV Wing B B-L 920	Sleep/Study w/ Toilet/Bath	Housing & Residential Programs	Student Affairs & Enrollment Mgmt	0	186	Office
EV Wing B B-L 920	Sleep/Study w/ Toilet/Bath	Housing & Residential Programs	Student Affairs & Enrollment Mgmt	0	98	Lobby
EV Wing B B-L 670	Recreation	Housing & Residential Programs	Student Affairs & Enrollment Mgmt	0	963	Recreation Room
EV Wing B B-L 920	Sleep/Study w/ Toilet/Bath	Housing & Residential Programs	Student Affairs & Enrollment Mgmt	0	227	Study Lounge
EV Wing B B-L 650	Lounge	Housing & Residential Programs	Student Affairs & Enrollment Mgmt	0	706	Lounge
EV Wing B B-L 950	Apartment	Housing & Residential Programs	Student Affairs & Enrollment Mgmt	0	234	Apartment
EV Wing B B-L 935	Sleep/Study Service	Housing & Residential Programs	Student Affairs & Enrollment Mgmt	0	242	Laundry
EV Wing B B-L 630	Food Facility	Housing & Residential Programs	Student Affairs & Enrollment Mgmt	0	277	kitchen
EV Wing B B-L 650	Lounge	Housing & Residential Programs	Student Affairs & Enrollment Mgmt	0	226	Study Lounge
EV Wing B B-L 650	Lounge	Housing & Residential Programs	Student Affairs & Enrollment Mgmt	0	699	lounge
EV Wing B B-L 920	Sleep/Study w/ Toilet/Bath	Housing & Residential Programs	Student Affairs & Enrollment Mgmt	0	227	Study Lounge
EV Wing B B-L 770	Hazardous Waste Storage	Housing & Residential Programs	Student Affairs & Enrollment Mgmt	0	70	Utility
EV Wing B B- 770	Hazardous Waste Storage	Housing & Residential Programs	Student Affairs & Enrollment Mgmt	0	69	Utility Room
EV Wing B B-P 920	Sleep/Study w/ Toilet/Bath	Housing & Residential Programs	Student Affairs & Enrollment Mgmt	0	94	Print Center
EV Wing B B-S 730	Central Storage	Housing & Residential Programs	Student Affairs & Enrollment Mgmt	0	122	Storage
EV Wing B B-S 920	Sleep/Study w/ Toilet/Bath	Housing & Residential Programs	Student Affairs & Enrollment Mgmt	0	53	Storage
EV Wing B B-S 730	Central Storage	Housing & Residential Programs	Student Affairs & Enrollment Mgmt	0	122	Storage
EV Wing B B-T 920	Sleep/Study w/ Toilet/Bath	Housing & Residential Programs	Student Affairs & Enrollment Mgmt	0	73	Vestibule











## ASF by Campus by Building without Unassignable Space Millersville University • Main Campus

Room Id	Room Use Code	Department	College/Administrative U	Stn Cnt	ASF	Features
EV Wing C C-L 920	Sleep/Study w/ Toilet/Bath	Housing & Residential Programs	Student Affairs & Enrollment Mgmt	0	254	Bathroom
EV Wing C C-L 650	Lounge	Housing & Residential Programs	Student Affairs & Enrollment Mgmt	0	338	Lounge
EV Wing C C-L 650	Lounge	Housing & Residential Programs	Student Affairs & Enrollment Mgmt	0	739	Lounge
EV Wing C C-L 920	Sleep/Study w/ Toilet/Bath	Housing & Residential Programs	Student Affairs & Enrollment Mgmt	0	254	Bathroom
<i>Total ASF for East Village Wing C</i>					<b>8,381</b>	

### Franklin House

### Building Id: FRANKLI

FRANKLIN 100 210	Teaching Lab	Music	Arts, Humanities, & Social Sciences	0	210	INSTRUCTION AREA
FRANKLIN 100 215	Teaching Lab Service	Music	Arts, Humanities, & Social Sciences	0	6	CLOSET
FRANKLIN 101 215	Teaching Lab Service	Music	Arts, Humanities, & Social Sciences	0	225	WAITING AREA
FRANKLIN 102 210	Teaching Lab	Music	Arts, Humanities, & Social Sciences	0	201	INSTRUCTION AREA
FRANKLIN 103 210	Teaching Lab	Music	Arts, Humanities, & Social Sciences	0	121	PRACTICE ROOM
FRANKLIN 104 210	Teaching Lab	Music	Arts, Humanities, & Social Sciences	0	63	PRACTICE ROOM
FRANKLIN 105 210	Teaching Lab	Music	Arts, Humanities, & Social Sciences	0	68	PRACTICE ROOM
FRANKLIN 200 210	Teaching Lab	Music	Arts, Humanities, & Social Sciences	0	135	PRACTICE ROOM
FRANKLIN 201 210	Teaching Lab	Music	Arts, Humanities, & Social Sciences	0	219	PRACTICE ROOM
FRANKLIN 202 210	Teaching Lab	Music	Arts, Humanities, & Social Sciences	0	124	PRACTICE ROOM
FRANKLIN 203 210	Teaching Lab	Music	Arts, Humanities, & Social Sciences	0	112	PRACTICE ROOM
FRANKLIN 204 215	Teaching Lab Service	Music	Arts, Humanities, & Social Sciences	0	82	STORAGE
FRANKLIN 207 215	Teaching Lab Service	Music	Arts, Humanities, & Social Sciences	0	75	STORAGE
FRANKLIN B-2 215	Teaching Lab Service	Music	Arts, Humanities, & Social Sciences	0	293	STORAGE
<i>Total ASF for Franklin House</i>					<b>1,934</b>	

### Fulton House

### Building Id: FULTON

FULTON 100 325	Clerical Office	Government & Political Affairs	Arts, Humanities, & Social Sciences	0	223	OFFICE
FULTON 100.1 330	Clerical Office Service	Government & Political Affairs	Arts, Humanities, & Social Sciences	0	15	CLOSET
FULTON 102 305	Faculty Office	Government & Political Affairs	Arts, Humanities, & Social Sciences	0	218	OFFICE
FULTON 103 305	Faculty Office	Government & Political Affairs	Arts, Humanities, & Social Sciences	0	113	OFFICE
FULTON 104 310	Faculty Office Service	Government & Political Affairs	Arts, Humanities, & Social Sciences	0	128	KITCHEN AREA
FULTON 106 315	Administrative Office	Government & Political Affairs	Arts, Humanities, & Social Sciences	0	131	OFFICE
FULTON 200.1 310	Faculty Office Service	Government & Political Affairs	Arts, Humanities, & Social Sciences	0	5	CLOSET
FULTON 201 305	Faculty Office	Government & Political Affairs	Arts, Humanities, & Social Sciences	0	160	OFFICE
FULTON 202 305	Faculty Office	Government & Political Affairs	Arts, Humanities, & Social Sciences	0	160	OFFICE
FULTON 202.1 310	Faculty Office Service	Government & Political Affairs	Arts, Humanities, & Social Sciences	0	6	CLOSET

## ASF by Campus by Building without Unassignable Space Millersville University • Main Campus

Room Id	Room Use Code	Department	College/Administrative U	Stn Cnt	ASF	Features
FULTON 202.2	310	Faculty Office Service	Arts, Humanities, & Social Sciences	0	4	CLOSET
FULTON 203	305	Faculty Office	Arts, Humanities, & Social Sciences	0	176	OFFICE
FULTON 204	305	Faculty Office	Arts, Humanities, & Social Sciences	0	115	OFFICE
FULTON 204.1	310	Faculty Office Service	Arts, Humanities, & Social Sciences	0	9	CLOSET
FULTON 205	310	Faculty Office Service	Arts, Humanities, & Social Sciences	0	51	BREAK ROOM
FULTON 207	305	Faculty Office	Arts, Humanities, & Social Sciences	0	132	OFFICE
FULTON 208	310	Faculty Office Service	Arts, Humanities, & Social Sciences	0	6	CLOSET
FULTON 209	310	Faculty Office Service	Arts, Humanities, & Social Sciences	0	10	CLOSET
<i>Total ASF for Fulton House</i>						<b>1,662</b>

### Gerhart Hall

### Building Id: GERHA

GERHA 01	110	Classroom	Sociology/Anthropology	25	247	SEMINAR ROOM
GERHA 02	305	Faculty Office	Sociology/Anthropology	0	208	OFFICE
GERHA 03	305	Faculty Office	Sociology/Anthropology	0	130	OFFICE
GERHA 04	305	Faculty Office	Sociology/Anthropology	0	130	OFFICE
GERHA 05	305	Faculty Office	Sociology/Anthropology	0	130	OFFICE
GERHA 06	305	Faculty Office	Sociology/Anthropology	0	130	OFFICE
GERHA 07	305	Faculty Office	Sociology/Anthropology	0	208	OFFICE
GERHA 08	305	Faculty Office	Sociology/Anthropology	0	234	OFFICE
GERHA 10	110	Classroom	Sociology/Anthropology	37	961	CLASSROOM
GERHA 10A	115	Classroom Service	Sociology/Anthropology	0	24	CLASSROOM CLOSET/STOR
GERHA 11	250	Research Lab	Sociology/Anthropology	0	132	OFFICE
GERHA 13	255	Research Lab Service	Sociology/Anthropology	0	232	OFFICE
GERHA 19	050	Inactive Area	Inactive Conversion	0	10	STORAGE CLOSET
GERHA 2A	050	Inactive Area	Inactive Conversion	0	8	OFFICE STORAGE
GERHA 2B	050	Inactive Area	Inactive Conversion	0	8	OFFICE STORAGE
GERHA 2C	050	Inactive Area	Inactive Conversion	0	8	OFFICE STORAGE
<i>Total ASF for Gerhart Hall</i>						<b>2,800</b>

### Gilbert Hall

### Building Id: GILBERT

GILBERT 101	950	Apartment	Housing & Residential Programs	0	188	BEDROOM APARTMENT
GILBERT 102	950	Apartment	Housing & Residential Programs	0	48	BATHROOM APARTMENT
GILBERT 103	950	Apartment	Housing & Residential Programs	0	196	BEDROOM APARTMENT
GILBERT 103A	950	Apartment	Housing & Residential Programs	0	10	CLOSET

## ASF by Campus by Building without Unassignable Space Millersville University • Main Campus

Room Id	Room Use Code	Department	College/Administrative U	Stn Cnt	ASF	Features
GILBERT 103B	950	Apartment	Housing & Residential Programs	0	10	CLOSET
GILBERT 104	950	Apartment	Housing & Residential Programs	0	66	KITCHEN APARTMENT
GILBERT 105	950	Apartment	Housing & Residential Programs	0	268	LIVING ROOM APARTMENT
GILBERT 106	950	Apartment	Housing & Residential Programs	0	12	CLOSET APARTMENT
GILBERT 107	950	Apartment	Housing & Residential Programs	0	143	HALL APARTMENT
GILBERT 108	335	Graduate Student Assistant Office	Housing & Residential Programs	0	122	OFFICE
GILBERT 109	336	Student Worker Office	Housing & Residential Programs	0	259	STUDENT OFFICE
GILBERT 113	920	Sleep/Study w/ Toilet/Bath	Housing & Residential Programs	0	93	PRIVATE BATHROOM FOR 1
GILBERT 115	910	Sleep/Study w/o Toilet/Bath	Housing & Residential Programs	0	128	STUDENT ROOMS
GILBERT 116	920	Sleep/Study w/ Toilet/Bath	Housing & Residential Programs	0	128	STUDENT ROOMS
GILBERT 117	910	Sleep/Study w/o Toilet/Bath	Housing & Residential Programs	0	173	STUDENT ROOMS
GILBERT 118	910	Sleep/Study w/o Toilet/Bath	Housing & Residential Programs	0	173	STUDENT ROOMS
GILBERT 119	910	Sleep/Study w/o Toilet/Bath	Housing & Residential Programs	0	128	STUDENT ROOMS
GILBERT 120	910	Sleep/Study w/o Toilet/Bath	Housing & Residential Programs	0	173	STUDENT ROOMS
GILBERT 121	910	Sleep/Study w/o Toilet/Bath	Housing & Residential Programs	0	173	STUDENT ROOMS
GILBERT 122	910	Sleep/Study w/o Toilet/Bath	Housing & Residential Programs	0	173	STUDENT ROOMS
GILBERT 123	910	Sleep/Study w/o Toilet/Bath	Housing & Residential Programs	0	128	STUDENT ROOMS
GILBERT 124	910	Sleep/Study w/o Toilet/Bath	Housing & Residential Programs	0	173	STUDENT ROOMS
GILBERT 125	910	Sleep/Study w/o Toilet/Bath	Housing & Residential Programs	0	173	STUDENT ROOMS
GILBERT 126	910	Sleep/Study w/o Toilet/Bath	Housing & Residential Programs	0	173	STUDENT ROOMS
GILBERT 127	935	Sleep/Study Service	Housing & Residential Programs	0	12	STORAGE CLOSET
GILBERT 128	935	Sleep/Study Service	Housing & Residential Programs	0	32	STORAGE CLOSET
GILBERT 129	919	Toilet/Bath	Housing & Residential Programs	0	580	BATHROOM
GILBERT 131	910	Sleep/Study w/o Toilet/Bath	Housing & Residential Programs	0	173	STUDENT ROOMS
GILBERT 132	910	Sleep/Study w/o Toilet/Bath	Housing & Residential Programs	0	173	STUDENT ROOMS
GILBERT 134	910	Sleep/Study w/o Toilet/Bath	Housing & Residential Programs	0	173	STUDENT ROOMS
GILBERT 136	910	Sleep/Study w/o Toilet/Bath	Housing & Residential Programs	0	173	STUDENT ROOMS
GILBERT 138	910	Sleep/Study w/o Toilet/Bath	Housing & Residential Programs	0	173	STUDENT ROOMS
GILBERT 139	910	Sleep/Study w/o Toilet/Bath	Housing & Residential Programs	0	173	STUDENT ROOMS
GILBERT 140	910	Sleep/Study w/o Toilet/Bath	Housing & Residential Programs	0	173	STUDENT ROOMS
GILBERT 141	910	Sleep/Study w/o Toilet/Bath	Housing & Residential Programs	0	173	STUDENT ROOMS
GILBERT 142	910	Sleep/Study w/o Toilet/Bath	Housing & Residential Programs	0	173	STUDENT ROOMS
GILBERT 143	910	Sleep/Study w/o Toilet/Bath	Housing & Residential Programs	0	173	STUDENT ROOMS
GILBERT 144	910	Sleep/Study w/o Toilet/Bath	Housing & Residential Programs	0	173	STUDENT ROOMS
GILBERT 145	910	Sleep/Study w/o Toilet/Bath	Housing & Residential Programs	0	173	STUDENT ROOMS
GILBERT 146	910	Sleep/Study w/o Toilet/Bath	Housing & Residential Programs	0	173	STUDENT ROOMS

## ASF by Campus by Building without Unassignable Space Millersville University • Main Campus

Room Id	Room Use Code	Department	College/Administrative U	Stn Cnt	ASF	Features
GILBERT 147	910	Sleep/Study w/o Toilet/Bath	Housing & Residential Programs	Student Affairs & Enrollment Mgmt	0	173 STUDENT ROOMS
GILBERT 148	910	Sleep/Study w/o Toilet/Bath	Housing & Residential Programs	Student Affairs & Enrollment Mgmt	0	173 STUDENT ROOMS
GILBERT 150	910	Sleep/Study w/o Toilet/Bath	Housing & Residential Programs	Student Affairs & Enrollment Mgmt	0	128 STUDENT ROOMS
GILBERT 201	910	Sleep/Study w/o Toilet/Bath	Housing & Residential Programs	Student Affairs & Enrollment Mgmt	0	173 STUDENT ROOMS
GILBERT 202	910	Sleep/Study w/o Toilet/Bath	Housing & Residential Programs	Student Affairs & Enrollment Mgmt	0	188 STUDENT ROOMS
GILBERT 203	910	Sleep/Study w/o Toilet/Bath	Housing & Residential Programs	Student Affairs & Enrollment Mgmt	0	173 STUDENT ROOMS
GILBERT 204	935	Sleep/Study Service	Housing & Residential Programs	Student Affairs & Enrollment Mgmt	0	22 CLOSET
GILBERT 205	910	Sleep/Study w/o Toilet/Bath	Housing & Residential Programs	Student Affairs & Enrollment Mgmt	0	173 STUDENT ROOMS
GILBERT 206	935	Sleep/Study Service	Housing & Residential Programs	Student Affairs & Enrollment Mgmt	0	22 CLOSET
GILBERT 207	935	Sleep/Study Service	Housing & Residential Programs	Student Affairs & Enrollment Mgmt	0	130 STORAGE ROOM
GILBERT 208	920	Sleep/Study w/ Toilet/Bath	Housing & Residential Programs	Student Affairs & Enrollment Mgmt	0	176 BEDROOM APARTMENT
GILBERT 209	935	Sleep/Study Service	Housing & Residential Programs	Student Affairs & Enrollment Mgmt	0	41 KITCHEN APARTMENT
GILBERT 210	919	Toilet/Bath	Housing & Residential Programs	Student Affairs & Enrollment Mgmt	0	44 BATHROOM APARTMENT
GILBERT 211	920	Sleep/Study w/ Toilet/Bath	Housing & Residential Programs	Student Affairs & Enrollment Mgmt	0	192 LIVING ROOM APARTMENT
GILBERT 212	935	Sleep/Study Service	Housing & Residential Programs	Student Affairs & Enrollment Mgmt	0	38 CLOSET
GILBERT 213	920	Sleep/Study w/ Toilet/Bath	Housing & Residential Programs	Student Affairs & Enrollment Mgmt	0	173 STUDENT ROOMS
GILBERT 214	920	Sleep/Study w/ Toilet/Bath	Housing & Residential Programs	Student Affairs & Enrollment Mgmt	0	250 BATHROOM
GILBERT 215	910	Sleep/Study w/o Toilet/Bath	Housing & Residential Programs	Student Affairs & Enrollment Mgmt	0	128 STUDENT ROOMS
GILBERT 217	910	Sleep/Study w/o Toilet/Bath	Housing & Residential Programs	Student Affairs & Enrollment Mgmt	0	173 STUDENT ROOMS
GILBERT 218	910	Sleep/Study w/o Toilet/Bath	Housing & Residential Programs	Student Affairs & Enrollment Mgmt	0	173 STUDENT ROOMS
GILBERT 219	910	Sleep/Study w/o Toilet/Bath	Housing & Residential Programs	Student Affairs & Enrollment Mgmt	0	128 STUDENT ROOMS
GILBERT 220	910	Sleep/Study w/o Toilet/Bath	Housing & Residential Programs	Student Affairs & Enrollment Mgmt	0	173 STUDENT ROOMS
GILBERT 221	910	Sleep/Study w/o Toilet/Bath	Housing & Residential Programs	Student Affairs & Enrollment Mgmt	0	173 STUDENT ROOMS
GILBERT 222	910	Sleep/Study w/o Toilet/Bath	Housing & Residential Programs	Student Affairs & Enrollment Mgmt	0	173 STUDENT ROOMS
GILBERT 223	910	Sleep/Study w/o Toilet/Bath	Housing & Residential Programs	Student Affairs & Enrollment Mgmt	0	128 STUDENT ROOMS
GILBERT 224	910	Sleep/Study w/o Toilet/Bath	Housing & Residential Programs	Student Affairs & Enrollment Mgmt	0	173 STUDENT ROOMS
GILBERT 225	910	Sleep/Study w/o Toilet/Bath	Housing & Residential Programs	Student Affairs & Enrollment Mgmt	0	173 STUDENT ROOMS
GILBERT 226	910	Sleep/Study w/o Toilet/Bath	Housing & Residential Programs	Student Affairs & Enrollment Mgmt	0	173 STUDENT ROOMS
GILBERT 227	935	Sleep/Study Service	Housing & Residential Programs	Student Affairs & Enrollment Mgmt	0	12 CLOSET
GILBERT 228	935	Sleep/Study Service	Housing & Residential Programs	Student Affairs & Enrollment Mgmt	0	32 CLOSET
GILBERT 229	919	Toilet/Bath	Housing & Residential Programs	Student Affairs & Enrollment Mgmt	0	580 BATHROOM
GILBERT 231	910	Sleep/Study w/o Toilet/Bath	Housing & Residential Programs	Student Affairs & Enrollment Mgmt	0	173 STUDENT ROOMS
GILBERT 232	910	Sleep/Study w/o Toilet/Bath	Housing & Residential Programs	Student Affairs & Enrollment Mgmt	0	173 STUDENT ROOMS
GILBERT 234	910	Sleep/Study w/o Toilet/Bath	Housing & Residential Programs	Student Affairs & Enrollment Mgmt	0	173 STUDENT ROOMS
GILBERT 236	910	Sleep/Study w/o Toilet/Bath	Housing & Residential Programs	Student Affairs & Enrollment Mgmt	0	173 STUDENT ROOMS
GILBERT 238	910	Sleep/Study w/o Toilet/Bath	Housing & Residential Programs	Student Affairs & Enrollment Mgmt	0	173 STUDENT ROOMS

## ASF by Campus by Building without Unassignable Space Millersville University • Main Campus

Room Id	Room Use Code	Department	College/Administrative U	Stn Cnt	ASF	Features
GILBERT 239	910	Sleep/Study w/o Toilet/Bath	Housing & Residential Programs	Student Affairs & Enrollment Mgmt	0	173 STUDENT ROOMS
GILBERT 240	910	Sleep/Study w/o Toilet/Bath	Housing & Residential Programs	Student Affairs & Enrollment Mgmt	0	173 STUDENT ROOMS
GILBERT 241	910	Sleep/Study w/o Toilet/Bath	Housing & Residential Programs	Student Affairs & Enrollment Mgmt	0	173 STUDENT ROOMS
GILBERT 242	910	Sleep/Study w/o Toilet/Bath	Housing & Residential Programs	Student Affairs & Enrollment Mgmt	0	173 STUDENT ROOMS
GILBERT 243	910	Sleep/Study w/o Toilet/Bath	Housing & Residential Programs	Student Affairs & Enrollment Mgmt	0	173 STUDENT ROOMS
GILBERT 244	910	Sleep/Study w/o Toilet/Bath	Housing & Residential Programs	Student Affairs & Enrollment Mgmt	0	173 STUDENT ROOMS
GILBERT 245	910	Sleep/Study w/o Toilet/Bath	Housing & Residential Programs	Student Affairs & Enrollment Mgmt	0	173 STUDENT ROOMS
GILBERT 246	910	Sleep/Study w/o Toilet/Bath	Housing & Residential Programs	Student Affairs & Enrollment Mgmt	0	173 STUDENT ROOMS
GILBERT 247	910	Sleep/Study w/o Toilet/Bath	Housing & Residential Programs	Student Affairs & Enrollment Mgmt	0	173 STUDENT ROOMS
GILBERT 248	910	Sleep/Study w/o Toilet/Bath	Housing & Residential Programs	Student Affairs & Enrollment Mgmt	0	173 STUDENT ROOMS
GILBERT 250	910	Sleep/Study w/o Toilet/Bath	Housing & Residential Programs	Student Affairs & Enrollment Mgmt	0	128 STUDENT ROOMS
GILBERT 301	910	Sleep/Study w/o Toilet/Bath	Housing & Residential Programs	Student Affairs & Enrollment Mgmt	0	173 STUDENT ROOMS
GILBERT 302	910	Sleep/Study w/o Toilet/Bath	Housing & Residential Programs	Student Affairs & Enrollment Mgmt	0	188 STUDENT ROOMS
GILBERT 303	910	Sleep/Study w/o Toilet/Bath	Housing & Residential Programs	Student Affairs & Enrollment Mgmt	0	173 STUDENT ROOMS
GILBERT 304	935	Sleep/Study Service	Housing & Residential Programs	Student Affairs & Enrollment Mgmt	0	22 CLOSET
GILBERT 305	910	Sleep/Study w/o Toilet/Bath	Housing & Residential Programs	Student Affairs & Enrollment Mgmt	0	173 STUDENT ROOMS
GILBERT 306	935	Sleep/Study Service	Housing & Residential Programs	Student Affairs & Enrollment Mgmt	0	22 CLOSET
GILBERT 307	910	Sleep/Study w/o Toilet/Bath	Housing & Residential Programs	Student Affairs & Enrollment Mgmt	0	128 STUDENT ROOMS
GILBERT 308	935	Sleep/Study Service	Housing & Residential Programs	Student Affairs & Enrollment Mgmt	0	130 STORAGE ROOM
GILBERT 309	910	Sleep/Study w/o Toilet/Bath	Housing & Residential Programs	Student Affairs & Enrollment Mgmt	0	173 STUDENT ROOMS
GILBERT 311	910	Sleep/Study w/o Toilet/Bath	Housing & Residential Programs	Student Affairs & Enrollment Mgmt	0	128 STUDENT ROOMS
GILBERT 312	935	Sleep/Study Service	Housing & Residential Programs	Student Affairs & Enrollment Mgmt	0	38 CLOSET
GILBERT 313	910	Sleep/Study w/o Toilet/Bath	Housing & Residential Programs	Student Affairs & Enrollment Mgmt	0	173 STUDENT ROOMS
GILBERT 314	919	Toilet/Bath	Housing & Residential Programs	Student Affairs & Enrollment Mgmt	0	250 BATHROOM
GILBERT 315	910	Sleep/Study w/o Toilet/Bath	Housing & Residential Programs	Student Affairs & Enrollment Mgmt	0	128 STUDENT ROOMS
GILBERT 317	910	Sleep/Study w/o Toilet/Bath	Housing & Residential Programs	Student Affairs & Enrollment Mgmt	0	173 STUDENT ROOMS
GILBERT 318	910	Sleep/Study w/o Toilet/Bath	Housing & Residential Programs	Student Affairs & Enrollment Mgmt	0	173 STUDENT ROOMS
GILBERT 319	910	Sleep/Study w/o Toilet/Bath	Housing & Residential Programs	Student Affairs & Enrollment Mgmt	0	128 STUDENT ROOMS
GILBERT 320	910	Sleep/Study w/o Toilet/Bath	Housing & Residential Programs	Student Affairs & Enrollment Mgmt	0	173 STUDENT ROOMS
GILBERT 321	910	Sleep/Study w/o Toilet/Bath	Housing & Residential Programs	Student Affairs & Enrollment Mgmt	0	173 STUDENT ROOMS
GILBERT 322	910	Sleep/Study w/o Toilet/Bath	Housing & Residential Programs	Student Affairs & Enrollment Mgmt	0	173 STUDENT ROOMS
GILBERT 323	910	Sleep/Study w/o Toilet/Bath	Housing & Residential Programs	Student Affairs & Enrollment Mgmt	0	128 STUDENT ROOMS
GILBERT 324	910	Sleep/Study w/o Toilet/Bath	Housing & Residential Programs	Student Affairs & Enrollment Mgmt	0	173 STUDENT ROOMS
GILBERT 325	910	Sleep/Study w/o Toilet/Bath	Housing & Residential Programs	Student Affairs & Enrollment Mgmt	0	173 STUDENT ROOMS
GILBERT 326	910	Sleep/Study w/o Toilet/Bath	Housing & Residential Programs	Student Affairs & Enrollment Mgmt	0	173 STUDENT ROOMS
GILBERT 327	935	Sleep/Study Service	Housing & Residential Programs	Student Affairs & Enrollment Mgmt	0	12 CLOSET



## ASF by Campus by Building without Unassignable Space Millersville University • Main Campus

Room Id	Room Use Code	Department	College/Administrative U	Stn Cnt	ASF	Features
GILBERT 328	935	Sleep/Study Service	Student Affairs & Enrollment Mgmt	0		32 CLOSET
GILBERT 329	919	Toilet/Bath	Student Affairs & Enrollment Mgmt	0		580 BATHROOM
GILBERT 331	910	Sleep/Study w/o Toilet/Bath	Student Affairs & Enrollment Mgmt	0		173 STUDENT ROOMS
GILBERT 332	910	Sleep/Study w/o Toilet/Bath	Student Affairs & Enrollment Mgmt	0		173 STUDENT ROOMS
GILBERT 334	910	Sleep/Study w/o Toilet/Bath	Student Affairs & Enrollment Mgmt	0		173 STUDENT ROOMS
GILBERT 336	910	Sleep/Study w/o Toilet/Bath	Student Affairs & Enrollment Mgmt	0		173 STUDENT ROOMS
GILBERT 338	910	Sleep/Study w/o Toilet/Bath	Student Affairs & Enrollment Mgmt	0		173 STUDENT ROOMS
GILBERT 339	910	Sleep/Study w/o Toilet/Bath	Student Affairs & Enrollment Mgmt	0		173 STUDENT ROOMS
GILBERT 340	910	Sleep/Study w/o Toilet/Bath	Student Affairs & Enrollment Mgmt	0		173 STUDENT ROOMS
GILBERT 341	910	Sleep/Study w/o Toilet/Bath	Student Affairs & Enrollment Mgmt	0		173 STUDENT ROOMS
GILBERT 342	910	Sleep/Study w/o Toilet/Bath	Student Affairs & Enrollment Mgmt	0		173 STUDENT ROOMS
GILBERT 343	910	Sleep/Study w/o Toilet/Bath	Student Affairs & Enrollment Mgmt	0		173 STUDENT ROOMS
GILBERT 344	910	Sleep/Study w/o Toilet/Bath	Student Affairs & Enrollment Mgmt	0		173 STUDENT ROOMS
GILBERT 345	910	Sleep/Study w/o Toilet/Bath	Student Affairs & Enrollment Mgmt	0		173 STUDENT ROOMS
GILBERT 346	910	Sleep/Study w/o Toilet/Bath	Student Affairs & Enrollment Mgmt	0		173 STUDENT ROOMS
GILBERT 347	910	Sleep/Study w/o Toilet/Bath	Student Affairs & Enrollment Mgmt	0		173 STUDENT ROOMS
GILBERT 348	910	Sleep/Study w/o Toilet/Bath	Student Affairs & Enrollment Mgmt	0		173 STUDENT ROOMS
GILBERT 350	910	Sleep/Study w/o Toilet/Bath	Student Affairs & Enrollment Mgmt	0		128 STUDENT ROOMS
GILBERT B-1	670	Recreation	Student Affairs & Enrollment Mgmt	0		1,720 RECREATION ROOM
GILBERT B-12	935	Sleep/Study Service	Student Affairs & Enrollment Mgmt	0		217 LAUNDRY ROOM
GILBERT B-2	935	Sleep/Study Service	Student Affairs & Enrollment Mgmt	0		188 CANTEEN
GILBERT B-3	935	Sleep/Study Service	Student Affairs & Enrollment Mgmt	0		55 STORAGE
GILBERT B-6	410	Reading and Study Room	Student Affairs & Enrollment Mgmt	0		224 STUDY
<i>Total ASF for Gilbert Hall</i>					<b>22,858</b>	

### Gordinier

Room Id	Room Use Code	Department	College/Administrative U	Stn Cnt	ASF	Features
GORDINIER 1 635		Dining and Conference Services	Finance & Administration	0		196 STORAGE
GORDINIER 1 630		Dining and Conference Services	Finance & Administration	0		1,270 DINING ROOM
GORDINIER 1 635		Dining and Conference Services	Finance & Administration	0		37 SERVICE ROOM
GORDINIER 1 635		Dining and Conference Services	Finance & Administration	0		332 KITCHEN
GORDINIER 1 630		Dining and Conference Services	Finance & Administration	0		243 CONFERENCE ROOM
GORDINIER 1 315		Administrative Office	Finance & Administration	0		221 ADMINISTRATIVE OFFICE
GORDINIER 1 315		Administrative Office	Finance & Administration	0		237 ADMINISTRATIVE OFFICE
GORDINIER 1 630		Food Facility	Finance & Administration	0		1,402 DINING ROOM
GORDINIER 1 315		Administrative Office	Finance & Administration	0		117 ADMINISTRATIVE OFFICE

## ASF by Campus by Building without Unassignable Space Millersville University • Main Campus

Room Id	Room Use Code	Department	College/Administrative U	Stn Cnt	ASF	Features
GORDINIER 1 630	Food Facility	Dining and Conference Services	Finance & Administration	0	2,933	DINING ROOM
GORDINIER 1 635	Food Facility Service	Dining and Conference Services	Finance & Administration	0	2,715	SALES AREA
GORDINIER 1 635	Food Facility Service	Dining and Conference Services	Finance & Administration	0	1,024	KITCHEN
GORDINIER 1 325	Clerical Office	Dining and Conference Services	Finance & Administration	0	141	CLERICAL OFFICE
GORDINIER 1 315	Administrative Office	Dining and Conference Services	Finance & Administration	0	157	ADMINISTRATIVE OFFICE
GORDINIER 1 315	Administrative Office	Dining and Conference Services	Finance & Administration	0	161	ADMINISTRATIVE OFFICE
GORDINIER 1 315	Administrative Office	Dining and Conference Services	Finance & Administration	0	161	ADMINISTRATIVE OFFICE
GORDINIER 1 315	Administrative Office	Dining and Conference Services	Finance & Administration	0	161	ADMINISTRATIVE OFFICE
GORDINIER 1 315	Administrative Office	Dining and Conference Services	Finance & Administration	0	158	ADMINISTRATIVE OFFICE
GORDINIER 1 315	Administrative Office	Dining and Conference Services	Finance & Administration	0	191	ADMINISTRATIVE OFFICE
GORDINIER 1 330	Clerical Office Service	Dining and Conference Services	Finance & Administration	0	184	CLERICAL OFFICE SERVICE
GORDINIER 1 330	Clerical Office Service	Dining and Conference Services	Finance & Administration	0	83	CLERICAL OFFICE SERVICE
GORDINIER 1 635	Food Facility Service	Dining and Conference Services	Finance & Administration	0	246	SODA BAG ROOM
GORDINIER 1 635	Food Facility Service	Dining and Conference Services	Finance & Administration	0	569	WALK IN COOLER
GORDINIER 1 635	Food Facility Service	Dining and Conference Services	Finance & Administration	0	167	WALK IN COOLER
GORDINIER 1 635	Food Facility Service	Dining and Conference Services	Finance & Administration	0	332	WALK IN COOLER
GORDINIER 1 635	Food Facility Service	Dining and Conference Services	Finance & Administration	0	133	STORAGE
GORDINIER 1 635	Food Facility Service	Dining and Conference Services	Finance & Administration	0	223	STORAGE
GORDINIER 1 315	Administrative Office	Dining and Conference Services	Finance & Administration	0	109	ADMINISTRATIVE OFFICE
GORDINIER 1 635	Food Facility Service	Dining and Conference Services	Finance & Administration	0	1,376	BAKE SHOP
GORDINIER 1 635	Food Facility Service	Dining and Conference Services	Finance & Administration	0	607	STORAGE
GORDINIER 1 635	Food Facility Service	Dining and Conference Services	Finance & Administration	0	242	STORAGE
GORDINIER 1 635	Food Facility Service	Dining and Conference Services	Finance & Administration	0	243	STORAGE
GORDINIER 1 635	Food Facility Service	Dining and Conference Services	Finance & Administration	0	170	WALK IN COOLER
GORDINIER 1 635	Food Facility Service	Dining and Conference Services	Finance & Administration	0	170	WALK IN COOLER
GORDINIER 1 635	Food Facility Service	Dining and Conference Services	Finance & Administration	0	168	WALK IN COOLER
GORDINIER 1 635	Food Facility Service	Dining and Conference Services	Finance & Administration	0	138	WALK IN COOLER
GORDINIER 1 635	Food Facility Service	Dining and Conference Services	Finance & Administration	0	248	WALK IN COOLER
GORDINIER 1 635	Food Facility Service	Dining and Conference Services	Finance & Administration	0	117	WALK IN COOLER
GORDINIER 1 635	Food Facility Service	Dining and Conference Services	Finance & Administration	0	355	STORAGE
GORDINIER 1 635	Food Facility Service	Dining and Conference Services	Finance & Administration	0	256	STORAGE
GORDINIER 1 635	Food Facility Service	Dining and Conference Services	Finance & Administration	0	1,342	STORAGE
GORDINIER 1 635	Food Facility Service	Dining and Conference Services	Finance & Administration	0	269	STORAGE
GORDINIER 1 315	Administrative Office	Dining and Conference Services	Finance & Administration	0	80	MAINTENANCE OFFICE
GORDINIER 1 635	Food Facility Service	Dining and Conference Services	Finance & Administration	0	163	STORAGE
GORDINIER 1 635	Food Facility Service	Dining and Conference Services	Finance & Administration	0	263	KITCHEN

## ASF by Campus by Building without Unassignable Space Millersville University • Main Campus

Room Id	Room Use Code	Department	College/Administrative U	Stn Cnt	ASF	Features
GORDINIER 1 635	Food Facility Service	Dining and Conference Services	Finance & Administration			1,049 MULTI PURPOSE
GORDINIER 1 630	Food Facility	Dining and Conference Services	Finance & Administration			1,635 DINING ROOM
GORDINIER 2 630	Food Facility	Dining and Conference Services	Finance & Administration	0	0	400 CONFERENCE ROOM
GORDINIER 2 630	Food Facility	Dining and Conference Services	Finance & Administration	0	0	595 CONFERENCE ROOM
GORDINIER 2 630	Food Facility	Dining and Conference Services	Finance & Administration	0	0	595 CONFERENCE ROOM
GORDINIER 2 630	Food Facility	Dining and Conference Services	Finance & Administration	0	0	1,074 CONFERENCE ROOM
GORDINIER 2 630	Food Facility	Dining and Conference Services	Finance & Administration	0	0	4,131 CONFERENCE ROOM
GORDINIER 2 635	Food Facility Service	Dining and Conference Services	Finance & Administration	0	0	290 SERVICE AREA
GORDINIER 2 635	Food Facility Service	Dining and Conference Services	Finance & Administration	0	0	43 STORAGE
GORDINIER 2 635	Food Facility Service	Dining and Conference Services	Finance & Administration	0	0	36 STORAGE
GORDINIER 2 635	Food Facility Service	Dining and Conference Services	Finance & Administration	0	0	84 STORAGE
GORDINIER 2 635	Food Facility Service	Dining and Conference Services	Finance & Administration	0	0	979 DISHROOM
GORDINIER 2 635	Food Facility Service	Dining and Conference Services	Finance & Administration	0	0	20 STORAGE
GORDINIER 2 635	Food Facility Service	Dining and Conference Services	Finance & Administration	0	0	72 STORAGE
GORDINIER 2 635	Food Facility Service	Dining and Conference Services	Finance & Administration	0	0	71 WALK IN COOLER
GORDINIER 2 315	Food Facility Service	Dining and Conference Services	Finance & Administration	0	0	50 STORAGE
GORDINIER 2 315	Administrative Office	Dining and Conference Services	Finance & Administration	0	0	133 OFFICE
GORDINIER 2 635	Food Facility Service	Dining and Conference Services	Finance & Administration	0	0	257 SERVICE AREA
GORDINIER 2 635	Food Facility Service	Dining and Conference Services	Finance & Administration	0	0	134 STORAGE
GORDINIER 2 650	Lounge	Dining and Conference Services	Finance & Administration	0	0	532 LOUNGE
GORDINIER 2 315	Administrative Office	Dining and Conference Services	Finance & Administration	0	0	225 OFFICE
GORDINIER 2 315	Administrative Office	Dining and Conference Services	Finance & Administration	0	0	123 OFFICE
GORDINIER 2 635	Food Facility Service	Dining and Conference Services	Finance & Administration	0	0	689 DISHROOM
GORDINIER 2 635	Food Facility Service	Dining and Conference Services	Finance & Administration	0	0	590 SALAD AREA
GORDINIER 2 635	Food Facility Service	Dining and Conference Services	Finance & Administration	0	0	3,402 KITCHEN
GORDINIER 2 635	Food Facility Service	Dining and Conference Services	Finance & Administration	0	0	4,232 SERVICE AREA
GORDINIER 2 630	Food Facility	Dining and Conference Services	Finance & Administration	0	0	2,256 DINING ROOM
GORDINIER 2 635	Food Facility Service	Dining and Conference Services	Finance & Administration	0	0	30 STORAGE
GORDINIER 2 315	Administrative Office	Dining and Conference Services	Finance & Administration	0	0	72 OFFICE
GORDINIER 2 315	Administrative Office	Dining and Conference Services	Finance & Administration	0	0	81 OFFICE
GORDINIER 2 630	Food Facility	Dining and Conference Services	Finance & Administration	0	0	3,890 DINING ROOM
GORDINIER 2 635	Food Facility Service	Dining and Conference Services	Finance & Administration	0	0	23 STORAGE
GORDINIER 2 630	Food Facility	Dining and Conference Services	Finance & Administration			2,762 DINING ROOM
GORDINIER 2 630	Food Facility	Dining and Conference Services	Finance & Administration			1,149 DINING ROOM
GORDINIER 2 630	Food Facility	Dining and Conference Services	Finance & Administration			2,360 DINING ROOM
GORDINIER 2 635	Food Facility Service	Dining and Conference Services	Finance & Administration			106 STORAGE

## ASF by Campus by Building without Unassignable Space Millersville University • Main Campus

Room Id	Room Use Code	Department	College/Administrative U	Stn Cnt	ASF	Features
GORDINIER 2 635	Food Facility Service	Dining and Conference Services	Finance & Administration			106 STORAGE
GORDINIER 2 635	Food Facility Service	Dining and Conference Services	Finance & Administration			149 SERVICE AREA
GORDINIER 2 635	Food Facility Service	Dining and Conference Services	Finance & Administration			136 SERVICE AREA
<i>Total ASF for Gordinier</i>					<u>54,671</u>	

### **Hash/Bassler Hall**

### **Building Id: HASH/BA**

HASH/BASSLE 115	Classroom Service	Communication & Theatre	Arts, Humanities, & Social Sciences	0		147 CLASS ROOM STORAGE
HASH/BASSLE 110	Classroom	Shared Classrooms - Humanities and S	Arts, Humanities, & Social Sciences	40		693 CLASSROOM
HASH/BASSLE 535	Media Production Service	Communication & Theatre	Arts, Humanities, & Social Sciences	0		198 AV EQUIPMENT ROOM
HASH/BASSLE 110	Classroom	Shared Classrooms - Humanities and S	Arts, Humanities, & Social Sciences	40		714 CLASSROOM
HASH/BASSLE 305	Faculty Office	Communication & Theatre	Arts, Humanities, & Social Sciences	0		190 OFFICE
HASH/BASSLE 330	Clerical Office Service	Communication & Theatre	Arts, Humanities, & Social Sciences	0		9 CLOSET & STORAGE OFFC
HASH/BASSLE 305	Faculty Office	Communication & Theatre	Arts, Humanities, & Social Sciences	0		157 OFFICE
HASH/BASSLE 330	Clerical Office Service	Communication & Theatre	Arts, Humanities, & Social Sciences	0		9 CLOSET & STORAGE OFFC
HASH/BASSLE 305	Faculty Office	Communication & Theatre	Arts, Humanities, & Social Sciences	0		211 OFFICE
HASH/BASSLE 530	Media Production	Communication & Theatre	Arts, Humanities, & Social Sciences	18		1,678 STUDIO ONE
HASH/BASSLE 530	Media Production	Communication & Theatre	Arts, Humanities, & Social Sciences	10		550 STUDIO TWO
HASH/BASSLE 535	Media Production Service	Communication & Theatre	Arts, Humanities, & Social Sciences	5		322 STUDIO TWO CONTROL RO
HASH/BASSLE 535	Media Production Service	Communication & Theatre	Arts, Humanities, & Social Sciences	12		614 STUDIO ONE CONTROL RO
HASH/BASSLE 530	Media Production	Communication & Theatre	Arts, Humanities, & Social Sciences	5		358 CLASSROOM
HASH/BASSLE 110	Classroom	Shared Classrooms - Humanities and S	Arts, Humanities, & Social Sciences	38		683 CLASSROOM
HASH/BASSLE 210	Teaching Lab	Communication & Theatre	Arts, Humanities, & Social Sciences	24		1,177 COMPUTER LAB
HASH/BASSLE 110	Classroom	Communication & Theatre	Arts, Humanities, & Social Sciences	25		1,269 CLASSROOM
HASH/BASSLE 115	Classroom Service	Communication & Theatre	Arts, Humanities, & Social Sciences	0		115 EQUIPMENT STORAGE
HASH/BASSLE 535	Media Production Service	Communication & Theatre	Arts, Humanities, & Social Sciences	0		184 MASTER CONTROL ROOM
HASH/BASSLE 535	Media Production Service	Communication & Theatre	Arts, Humanities, & Social Sciences	2		82 AUDIO CONTROL
HASH/BASSLE 530	Media Production	Communication & Theatre	Arts, Humanities, & Social Sciences	5		74 STUDIO
HASH/BASSLE 535	Media Production Service	Communication & Theatre	Arts, Humanities, & Social Sciences	2		80 AUDIO CONTROL
HASH/BASSLE 210	Teaching Lab	Communication & Theatre	Arts, Humanities, & Social Sciences	20		362 AUDIO CLASSROOM
HASH/BASSLE 535	Media Production Service	Communication & Theatre	Arts, Humanities, & Social Sciences	2		35 EDITING A
HASH/BASSLE 535	Media Production Service	Communication & Theatre	Arts, Humanities, & Social Sciences	2		42 EDITING B
HASH/BASSLE 535	Media Production Service	Communication & Theatre	Arts, Humanities, & Social Sciences	2		46 EDITING C
HASH/BASSLE 110	Classroom	Shared Classrooms - Humanities and S	Arts, Humanities, & Social Sciences	40		683 CLASSROOM
HASH/BASSLE 535	Media Production Service	Communication & Theatre	Arts, Humanities, & Social Sciences	2		122 VIDEO EDITING
HASH/BASSLE 535	Media Production Service	Communication & Theatre	Arts, Humanities, & Social Sciences	5		129 EQUIPMENT REPAIR

## ASF by Campus by Building without Unassignable Space Millersville University • Main Campus

Room Id	Room Use Code	Department	College/Administrative U	Stn Cnt	ASF	Features
HASH/BASSLE 535	Media Production Service	Communication & Theatre	Arts, Humanities, & Social Sciences	5		312 FIELD EQUIPMENT
HASH/BASSLE 305	Faculty Office	Communication & Theatre	Arts, Humanities, & Social Sciences	0		98 OFFICE
HASH/BASSLE 530	Media Production	Communication & Theatre	Arts, Humanities, & Social Sciences	0		103 PRE PRODUCTION
HASH/BASSLE 535	Media Production Service	Communication & Theatre	Arts, Humanities, & Social Sciences	0		17 CLOSET STORAGE
HASH/BASSLE 535	Media Production Service	Communication & Theatre	Arts, Humanities, & Social Sciences	0		22 STORAGE
HASH/BASSLE 110	Classroom	Shared Classrooms - Humanities and S	Arts, Humanities, & Social Sciences	42		743 CLASSROOM
HASH/BASSLE 305	Faculty Office	Communication & Theatre	Arts, Humanities, & Social Sciences	0		117 OFFICE
HASH/BASSLE 305	Faculty Office	Communication & Theatre	Arts, Humanities, & Social Sciences	0		171 OFFICE
HASH/BASSLE 305	Faculty Office	Communication & Theatre	Arts, Humanities, & Social Sciences	0		117 OFFICE
HASH/BASSLE 305	Faculty Office	Communication & Theatre	Arts, Humanities, & Social Sciences	0		171 OFFICE
HASH/BASSLE 305	Faculty Office	Communication & Theatre	Arts, Humanities, & Social Sciences	0		147 OFFICE
HASH/BASSLE 315	Administrative Office	Communication & Theatre	Arts, Humanities, & Social Sciences	0		357 OFFICE
HASH/BASSLE 305	Faculty Office	Communication & Theatre	Arts, Humanities, & Social Sciences	0		174 OFFICE
HASH/BASSLE 305	Faculty Office	Communication & Theatre	Arts, Humanities, & Social Sciences	0		127 OFFICE
HASH/BASSLE 305	Faculty Office	Communication & Theatre	Arts, Humanities, & Social Sciences	0		128 OFFICE
HASH/BASSLE 305	Faculty Office	Communication & Theatre	Arts, Humanities, & Social Sciences	0		161 OFFICE
HASH/BASSLE 365	Conference Room	Communication & Theatre	Arts, Humanities, & Social Sciences	0		334 LOUNGE
HASH/BASSLE 305	Faculty Office	Communication & Theatre	Arts, Humanities, & Social Sciences	0		138 OFFICE
HASH/BASSLE 305	Faculty Office	English	Arts, Humanities, & Social Sciences	0		154 OFFICE
HASH/BASSLE 305	Faculty Office	English	Arts, Humanities, & Social Sciences	0		128 OFFICE
HASH/BASSLE 305	Faculty Office	English	Arts, Humanities, & Social Sciences	0		168 OFFICE
HASH/BASSLE 305	Faculty Office	English	Arts, Humanities, & Social Sciences	0		125 OFFICE
HASH/BASSLE 305	Faculty Office	English	Arts, Humanities, & Social Sciences	0		112 OFFICE
HASH/BASSLE 305	Faculty Office	Communication & Theatre	Arts, Humanities, & Social Sciences	0		181 OFFICE
HASH/BASSLE 305	Faculty Office	Communication & Theatre	Arts, Humanities, & Social Sciences	0		347 OFFICE
HASH/BASSLE 325	Clerical Office	Communication & Theatre	Arts, Humanities, & Social Sciences	0		683 CLASSROOM
HASH/BASSLE 110	Classroom	Shared Classrooms - Humanities and S	Arts, Humanities, & Social Sciences	40		147 FILM STORAGE & OFFICE S
HASH/BASSLE 305	Faculty Office	Communication & Theatre	Arts, Humanities, & Social Sciences	0		740 CLASSROOM
HASH/BASSLE 110	Classroom	Shared Classrooms - Humanities and S	Arts, Humanities, & Social Sciences	40		740 CLASSROOM
HASH/BASSLE 110	Classroom	Shared Classrooms - Humanities and S	Arts, Humanities, & Social Sciences	40		703 CLASSROOM
HASH/BASSLE 110	Classroom	Shared Classrooms - Humanities and S	Arts, Humanities, & Social Sciences	0		1,105 CLASSROOM
HASH/BASSLE 110	Classroom	Shared Classrooms - Humanities and S	Arts, Humanities, & Social Sciences	40		816 CLASSROOM
HASH/BASSLE 305	Faculty Office	Communication & Theatre	Arts, Humanities, & Social Sciences	0		101 OFFICE
HASH/BASSLE 305	Faculty Office	Communication & Theatre	Arts, Humanities, & Social Sciences	0		129 OFFICE
HASH/BASSLE 305	Faculty Office	English	Arts, Humanities, & Social Sciences	0		170 OFFICE
HASH/BASSLE 305	Faculty Office	English	Arts, Humanities, & Social Sciences	0		170 OFFICE
HASH/BASSLE 305	Faculty Office	English	Arts, Humanities, & Social Sciences	0		131 OFFICE

## ASF by Campus by Building without Unassignable Space Millersville University • Main Campus

Room Id	Room Use Code	Department	College/Administrative U	Stn Cnt	ASF	Features
HASH/BASSLE 305	Faculty Office	English	Arts, Humanities, & Social Sciences	0		123 OFFICE
HASH/BASSLE 305	Faculty Office	English	Arts, Humanities, & Social Sciences	0		191 OFFICE
<i>Total ASF for Hash/Bassler Hall</i>					<u>20,794</u>	

### **Hazardous Waste**

### **Building Id: HAZ WAS**

HAZ WASTE 1 760	Hazardous Materials	Facilities Management	Finance & Administration	0		99 HAZARDOUS WASTE STOR
<i>Total ASF for Hazardous Waste</i>					<u>99</u>	

### **Huntingdon House**

### **Building Id: HUNTING**

HUNTINGDON 320	Administrative Office Service	Civic and Community Engagement and	Provost & VP for Academic Affairs	0		107 LOBBY
HUNTINGDON 315	Administrative Office	Civic and Community Engagement and	Provost & VP for Academic Affairs	0		151 OFFICE
HUNTINGDON 315	Administrative Office	Experiential Learning & Career Manage	Provost & VP for Academic Affairs	0		198 OFFICE
HUNTINGDON 365	Conference Room	Experiential Learning & Career Manage	Provost & VP for Academic Affairs	0		230 CONFERENCE ROOM
HUNTINGDON 320	Administrative Office Service	Experiential Learning & Career Manage	Provost & VP for Academic Affairs	0		4 CLOSET
HUNTINGDON 320	Administrative Office Service	Experiential Learning & Career Manage	Provost & VP for Academic Affairs	0		8 CLOSET
HUNTINGDON 320	Administrative Office Service	Experiential Learning & Career Manage	Provost & VP for Academic Affairs	0		124 KITCHEN
HUNTINGDON 320	Administrative Office Service	Experiential Learning & Career Manage	Provost & VP for Academic Affairs	0		7 CLOSET
HUNTINGDON 050	Inactive Area	Inactive Conversion	Provost & VP for Academic Affairs	0		121 KITCHEN
HUNTINGDON 050	Inactive Area	Inactive Conversion	Inactive Space	0		140 OFFICE
HUNTINGDON 050	Inactive Area	Inactive Conversion	Inactive Space	0		72 OFFICE
HUNTINGDON 050	Inactive Area	Inactive Conversion	Inactive Space	0		6 CLOSET
HUNTINGDON 050	Inactive Area	Inactive Conversion	Inactive Space	0		113 OFFICE
HUNTINGDON 050	Inactive Area	Inactive Conversion	Inactive Space	0		5 CLOSET
HUNTINGDON 315	Administrative Office	Civic and Community Engagement and	Provost & VP for Academic Affairs	0		103 OFFICE
HUNTINGDON 320	Administrative Office Service	Civic and Community Engagement and	Provost & VP for Academic Affairs	0		6 CLOSET
HUNTINGDON 315	Administrative Office	Civic and Community Engagement and	Provost & VP for Academic Affairs	0		135 OFFICE
HUNTINGDON 320	Administrative Office Service	Civic and Community Engagement and	Provost & VP for Academic Affairs	0		7 CLOSET
HUNTINGDON 315	Administrative Office	Center for Public Scholarship and Socia	Provost & VP for Academic Affairs	0		206 OFFICE
HUNTINGDON 320	Administrative Office Service	Center for Public Scholarship and Socia	Provost & VP for Academic Affairs	0		17 CLOSET
HUNTINGDON 315	Administrative Office	Volunteer Central	Provost & VP for Academic Affairs	0		182 OFFICE
HUNTINGDON 320	Administrative Office Service	Volunteer Central	Provost & VP for Academic Affairs	0		11 CLOSET
HUNTINGDON 320	Administrative Office Service	Civic and Community Engagement and	Provost & VP for Academic Affairs	0		323 STORAGE
HUNTINGDON 320	Administrative Office Service	Civic and Community Engagement and	Provost & VP for Academic Affairs	0		10 CLOSET
HUNTINGDON 320	Administrative Office Service	Civic and Community Engagement and	Provost & VP for Academic Affairs	0		425 STORAGE

## ASF by Campus by Building without Unassignable Space Millersville University • Main Campus

Room Id	Room Use Code	Department	College/Administrative U	Stn Cnt	ASF	Features
---------	---------------	------------	--------------------------	---------	-----	----------

*Total ASF for Huntingdon House*      2,711

**Jefferson**

**Building Id: JEFFER**

JEFFER 102	325	Clerical Office	Athletics	0	0	311 OFFICE
JEFFER 103	315	Administrative Office	Athletics	0	0	432 OFFICE
JEFFER 104	315	Administrative Office	Athletics	0	0	218 OFFICE
JEFFER 105	410	Reading and Study Room	Athletics	0	0	556 STUDY ROOM
JEFFER 107	650	Lounge	Athletics	0	0	157 LOUNGE
JEFFER 108	410	Reading and Study Room	Athletics	0	0	635 COMPUTER STUDY ROOM
JEFFER 109	315	Administrative Office	Athletics	0	0	149 OFFICE
JEFFER 110	330	Clerical Office Service	Athletics	0	0	61 CLOSET
JEFFER 110A	660	Merchandising	Athletics	0	0	88 VENDING
JEFFER 111	325	Clerical Office	Athletics	0	0	265 OFFICE
JEFFER 112	330	Clerical Office Service	Athletics	0	0	93 CLOSET
JEFFER 115	325	Clerical Office	Athletics	0	0	285 OFFICE
JEFFER 116	315	Administrative Office	Athletics	0	0	192 OFFICE
JEFFER 117	340	Graduate Assistant Office Service	Athletics	0	0	180 OFFICE
JEFFER 118	330	Clerical Office Service	Athletics	0	0	180 FILE ROOM
JEFFER 120	330	Clerical Office Service	Athletics	0	0	240 STORAGE ROOM
JEFFER 121	455	Library and Study Service	Athletics	0	0	58 STORAGE ROOM
JEFFER 122	650	Lounge	Athletics	0	0	108 LOUNGE
JEFFER 123	410	Reading and Study Room	Athletics	0	0	693 STUDY ROOM
JEFFER 127	315	Administrative Office	Athletics	0	0	272 OFFICE
JEFFER 128	320	Administrative Office Service	Athletics	0	0	952 STORAGE ROOM
JEFFER 130	680	Meeting Room	Athletics	0	0	1,305 MEETING ROOM
JEFFER 130A	685	Meeting Room Service	Athletics	0	0	28 CLOSET
JEFFER 130B	685	Meeting Room Service	Athletics	0	0	25 CLOSET
JEFFER 131	680	Meeting Room	Athletics	0	0	968 MEETING ROOM
JEFFER 134	370	Conference Room Service	Athletics	0	0	90 CLOSET
JEFFER 140	320	Administrative Office Service	Athletics	0	0	112 MASCOT ROOM
JEFFER 143	315	Administrative Office	Athletics	0	0	189 OFFICE
JEFFER 152	370	Conference Room Service	Athletics	0	0	90 CLOSET
JEFFER 154	680	Meeting Room	Athletics	0	0	860 MEETING ROOM
JEFFER 155	680	Meeting Room	Athletics	0	0	1,315 MEETING ROOM
JEFFER 155A	685	Meeting Room Service	Athletics	0	0	45 CLOSET

## ASF by Campus by Building without Unassignable Space Millersville University • Main Campus

Room Id	Room Use Code	Department	College/Administrative U	Stn Cnt	ASF	Features
JEFFER 157	Meeting Room	Athletics	Athletics	0	0	924 MEETING ROOM
JEFFER 159	Administrative Office	Athletics	Athletics	0	0	187 OFFICE
JEFFER 160	Administrative Office	Athletics	Athletics	0	0	187 OFFICE
JEFFER 162	Administrative Office	Athletics	Athletics	0	0	153 OFFICE
JEFFER 163	Administrative Office	Athletics	Athletics	0	0	140 OFFICE
JEFFER 164	Administrative Office	Athletics	Athletics	0	0	140 OFFICE
JEFFER 167	Administrative Office Service	Athletics	Athletics	0	0	245 OFFICE
JEFFER 168	Administrative Office	Athletics	Athletics	0	0	681 OFFICE
JEFFER 168A	Administrative Office Service	Athletics	Athletics	0	0	17 CLOSET
JEFFER 168B	Administrative Office Service	Athletics	Athletics	0	0	32 CLOSET
JEFFER 169	Conference Room	Athletics	Athletics	0	0	480 OFFICE
JEFFER 169A	Conference Room Service	Athletics	Athletics	0	0	19 CLOSET
JEFFER 170	Conference Room	Athletics	Athletics	0	0	728 OFFICE
JEFFER 170A	Conference Room Service	Athletics	Athletics	0	0	27 CLOSET
JEFFER 171	Administrative Office	Athletics	Athletics	0	0	664 OFFICE
JEFFER 171A	Administrative Office Service	Athletics	Athletics	0	0	20 CLOSET
JEFFER 172	Administrative Office	Athletics	Athletics	0	0	207 OFFICE
JEFFER 173	Administrative Office	Athletics	Athletics	0	0	198 OFFICE
JEFFER 173A	Administrative Office	Athletics	Athletics	0	0	207 OFFICE
JEFFER 175	Administrative Office	Athletics	Athletics	0	0	180 OFFICE
JEFFER 176	Administrative Office	Athletics	Athletics	0	0	180 OFFICE
JEFFER 180	Lounge	Athletics	Athletics	0	0	1,408 LOUNGE
JEFFER 180A	Conference Room	Athletics	Athletics	0	0	254 CONFERENCE ROOM
JEFFER 180B	Conference Room	Athletics	Athletics	0	0	321 CONFERENCE ROOM
JEFFER 180C	Conference Room	Athletics	Athletics	0	0	252 CONFERENCE ROOM
JEFFER 200	Administrative Office	Athletics	Athletics	0	0	184 OFFICE
JEFFER 201	Administrative Office	Athletics	Athletics	0	0	198 OFFICE
JEFFER 202	Administrative Office	Athletics	Athletics	0	0	207 OFFICE
JEFFER 203	Administrative Office	Athletics	Athletics	0	0	197 OFFICE
JEFFER 204	Administrative Office	Athletics	Athletics	0	0	186 OFFICE
JEFFER 205	Administrative Office	Athletics	Athletics	0	0	170 OFFICE
JEFFER 206	Administrative Office	Athletics	Athletics	0	0	165 OFFICE
JEFFER 207	Graduate Student Assistant Offic	Athletics	Athletics	0	0	165 GRAD OFFICE
JEFFER 208	Administrative Office Service	Athletics	Athletics	0	0	165 SUPPORT ROOM
JEFFER 209	Administrative Office	Athletics	Athletics	0	0	190 OFFICE
JEFFER 210	Administrative Office Service	Athletics	Athletics	0	0	104 COPY ROOM



## ASF by Campus by Building without Unassignable Space Millersville University • Main Campus

Room Id	Room Use Code	Department	College/Administrative U	Stn Cnt	ASF	Features
JEFFER 213	315	Athletics	Athletics	0		89 OFFICE
JEFFER 216	315	Athletics	Athletics	0		179 OFFICE
JEFFER 217	365	Athletics	Athletics	0		179 CONFERENCE ROOM
JEFFER 218	365	Athletics	Athletics	0		179 CONFERENCE ROOM
JEFFER 219	315	Athletics	Athletics	0		210 OFFICE
JEFFER 220	315	Athletics	Athletics	0		174 OFFICE
JEFFER 221	315	Athletics	Athletics	0		174 OFFICE
JEFFER 222	315	Athletics	Athletics	0		174 OFFICE
JEFFER 223	315	Athletics	Athletics	0		174 OFFICE
JEFFER G02	660	Facilities Management	Finance & Administration	0		166 OFFICE,COSTUME SHOP
JEFFER G03	225	Music	Arts, Humanities, & Social Sciences	0		224 STORAGE
JEFFER G04	660	Music	Arts, Humanities, & Social Sciences	0		628 STORAGE
JEFFER G06	660	Facilities Management	Finance & Administration	0		1,941 COSTUME SHOP
JEFFER G06A	665	Facilities Management	Finance & Administration	0		58 STORAGE
JEFFER G06B	665	Facilities Management	Finance & Administration	0		26 STORAGE
JEFFER G07	660	Communication & Theatre	Arts, Humanities, & Social Sciences	0		910 COSTUME SHOP
JEFFER G08	220	Music	Arts, Humanities, & Social Sciences	0		1,492 CLASSROOM
JEFFER G09	660	Facilities Management	Finance & Administration	0		704 COSTUME SHOP
JEFFER G09A	660	Facilities Management	Finance & Administration	0		72 COSTUME SHOP
JEFFER G09B	665	Facilities Management	Finance & Administration	0		6 COSTUME SHOP
JEFFER G10	220	Music	Arts, Humanities, & Social Sciences	0		2,072 MULTIPURPOSE ROOM
JEFFER G10A	225	Music	Arts, Humanities, & Social Sciences	0		12 STORAGE
JEFFER G10B	225	Music	Arts, Humanities, & Social Sciences	0		41 STORAGE
JEFFER G10C	225	Music	Arts, Humanities, & Social Sciences	0		41 STORAGE
JEFFER G12	225	Music	Arts, Humanities, & Social Sciences	0		125 STORAGE
JEFFER G13	225	Music	Arts, Humanities, & Social Sciences	0		229 STORAGE
JEFFER G14	225	Music	Arts, Humanities, & Social Sciences	0		168 STORAGE
JEFFER G15	225	Music	Arts, Humanities, & Social Sciences	0		8 STORAGE
JEFFER G25	225	Music	Arts, Humanities, & Social Sciences	0		185 STORAGE
JEFFER G30	665	Facilities Management	Finance & Administration	0		68 LAUNDRY ROOM
				<i>Total ASF for Jefferson</i>		<b>31,642</b>

### **Juniata House - Storage**

### **Building Id: JUNIATA**

JUNIATA 101	050	Inactive Area	Inactive Conversion	Inactive Space	0	256 RECEPTION & OFFICE
JUNIATA 102	050	Inactive Area	Inactive Conversion	Inactive Space	0	222 OFFICE

## ASF by Campus by Building without Unassignable Space

### Millersville University • Main Campus

Room Id	Room Use Code	Department	College/Administrative U	Stn Cnt	ASF	Features
JUNIATA 103 050	Inactive Area	Inactive Conversion	Inactive Space	0		186 OFFICE
JUNIATA 103. 050	Inactive Area	Inactive Conversion	Inactive Space	0		5 CLOSET
JUNIATA 104 050	Inactive Area	Inactive Conversion	Inactive Space	0		128 OFFICE
JUNIATA 105 730	Central Storage	VP for University Advancement	Advancement	0		304 RESEARCH
JUNIATA 106 730	Central Storage	VP for University Advancement	Advancement	0		196 RESEARCH
JUNIATA 106. 730	Central Storage	VP for University Advancement	Advancement	0		3 CLOSET
JUNIATA 107 730	Central Storage	VP for University Advancement	Advancement	0		95 OFFICE
JUNIATA 108 730	Central Storage	VP for University Advancement	Advancement	0		77 STORAGE
JUNIATA 201 050	Inactive Area	Inactive Conversion	Inactive Space	0		162 OFFICE
JUNIATA 201. 050	Inactive Area	Inactive Conversion	Inactive Space	0		17 CLOSET
JUNIATA 202 050	Inactive Area	Inactive Conversion	Inactive Space	0		162 OFFICE
JUNIATA 202. 050	Inactive Area	Inactive Conversion	Inactive Space	0		8 CLOSET
JUNIATA 203 050	Inactive Area	Inactive Conversion	Inactive Space	0		117 OFFICE
JUNIATA 203. 050	Inactive Area	Inactive Conversion	Inactive Space	0		8 CLOSET
JUNIATA 204 050	Inactive Area	Inactive Conversion	Inactive Space	0		124 OFFICE
JUNIATA 205 730	Central Storage	VP for University Advancement	Advancement	0		203 OFFICE
JUNIATA 205. 730	Central Storage	VP for University Advancement	Advancement	0		14 CLOSET
JUNIATA 205. 730	Central Storage	VP for University Advancement	Advancement	0		14 CLOSET
JUNIATA 206 730	Central Storage	VP for University Advancement	Advancement	0		133 OFFICE
JUNIATA 207 730	Central Storage	VP for University Advancement	Advancement	0		133 OFFICE
JUNIATA 207. 730	Central Storage	VP for University Advancement	Advancement	0		19 CLOSET
JUNIATA 208. 730	Central Storage	VP for University Advancement	Advancement	0		7 CLOSET
JUNIATA 209. 050	Inactive Area	Inactive Conversion	Inactive Space	0		10 CLOSET
JUNIATA 209. 050	Inactive Area	Inactive Conversion	Inactive Space	0		12 CLOSET
JUNIATA CNG. 725	Shop Service	Facilities Management	Finance & Administration	0		513 BARN 19' X 27'
<i>Total ASF for Juniata House - Storage</i>						<i>3,128</i>

#### Lancaster House

#### Building Id: LANCAST

LANCASTER 1 210	Teaching Lab	Music	Arts, Humanities, & Social Sciences	0		248 LIVING ROOM PIANO PRAC
LANCASTER 1 210	Teaching Lab	Music	Arts, Humanities, & Social Sciences	0		203 EAST SIDE PIANO PRACTIC
LANCASTER 1 210	Teaching Lab	Music	Arts, Humanities, & Social Sciences	0		224 WEST SIDE PIANO PRACTI
LANCASTER 1 215	Teaching Lab Service	Music	Arts, Humanities, & Social Sciences	0		16 CLOSET
LANCASTER 1 215	Teaching Lab Service	Music	Arts, Humanities, & Social Sciences	0		221 KITCHEN
LANCASTER 2 250	Research Lab	Music	Arts, Humanities, & Social Sciences	0		139 RESEARCH LAB
LANCASTER 2 255	Research Lab Service	Music	Arts, Humanities, & Social Sciences	0		3 CLOSET

## ASF by Campus by Building without Unassignable Space Millersville University • Main Campus

Room Id	Room Use Code	Department	College/Administrative U	Stn Cnt	ASF	Features
LANCASTER 2 250	Research Lab	Music	Arts, Humanities, & Social Sciences	0	181	RESEARCH LAB
LANCASTER 2 255	Research Lab Service	Music	Arts, Humanities, & Social Sciences	0	6	CLOSET
LANCASTER 2 250	Research Lab	Music	Arts, Humanities, & Social Sciences	0	188	RESEARCH LAB
LANCASTER 2 255	Research Lab Service	Music	Arts, Humanities, & Social Sciences	0	6	CLOSET
LANCASTER 2 250	Research Lab	Music	Arts, Humanities, & Social Sciences	0	208	RESEARCH LAB
LANCASTER 2 255	Research Lab Service	Music	Arts, Humanities, & Social Sciences	0	19	CLOSET
LANCASTER G 725	Shop Service	Nonassignable	Nonassignable	0	756	STORAGE GARAGE
<i>Total ASF for Lancaster House</i>					<u>2,418</u>	

### Lebanon House

LEBANON 100 315	Administrative Office	University Police	Student Affairs & Enrollment Mgmt	0	362	SQUAD ROOM OFFICE
LEBANON 101 315	Administrative Office	University Police	Student Affairs & Enrollment Mgmt	0	194	OFFICE
LEBANON 102 320	Administrative Office Service	University Police	Student Affairs & Enrollment Mgmt	0	56	KITCHEN
LEBANON 105 320	Administrative Office Service	University Police	Student Affairs & Enrollment Mgmt	0	4	CLOSET
LEBANON 106 320	Administrative Office Service	University Police	Student Affairs & Enrollment Mgmt	0	4	CLOSET
LEBANON 107 315	Administrative Office	University Police	Student Affairs & Enrollment Mgmt	0	93	INTERVIEW ROOM
LEBANON 108 320	Administrative Office Service	University Police	Student Affairs & Enrollment Mgmt	0	78	CO ED SHOWER ROOM
LEBANON 109 320	Administrative Office Service	University Police	Student Affairs & Enrollment Mgmt	0	116	LADIES LOCKER ROOM
LEBANON 110 320	Administrative Office Service	University Police	Student Affairs & Enrollment Mgmt	0	194	MEN'S LOCKER ROOM
LEBANON 200 315	Administrative Office	University Police	Student Affairs & Enrollment Mgmt	0	193	OFFICE
LEBANON 201 315	Administrative Office	University Police	Student Affairs & Enrollment Mgmt	0	96	OFFICE
LEBANON 202 315	Administrative Office	University Police	Student Affairs & Enrollment Mgmt	0	121	OFFICE
LEBANON 203 315	Administrative Office	University Police	Student Affairs & Enrollment Mgmt	0	201	OFFICE
LEBANON 203 320	Administrative Office Service	University Police	Student Affairs & Enrollment Mgmt	0	6	CLOSET
LEBANON 204 320	Administrative Office Service	University Police	Student Affairs & Enrollment Mgmt	0	30	CLOSET
LEBANON B-1 320	Administrative Office Service	University Police	Student Affairs & Enrollment Mgmt	0	130	WAITING ROOM
LEBANON B-2 315	Administrative Office	University Police	Student Affairs & Enrollment Mgmt	0	130	OFFICE
LEBANON B-3 315	Administrative Office	University Police	Student Affairs & Enrollment Mgmt	0	241	OFFICE
LEBANON B-4 315	Administrative Office	University Police	Student Affairs & Enrollment Mgmt	0	105	OFFICE
<i>Total ASF for Lebanon House</i>					<u>2,354</u>	

### Building Id: LEBANON

### Luzerne House

LUZERNE 100 315	Administrative Office	Center Disaster Research/Educ	Science & Technology	0	94	OFFICE
LUZERNE 101 315	Administrative Office	Center Disaster Research/Educ	Science & Technology	0	142	OFFICE

### Building Id: LUZERNE

## ASF by Campus by Building without Unassignable Space Millersville University • Main Campus

Room Id	Room Use Code	Department	College/Administrative U	Stn Cnt	ASF	Features
LUZERNE 102	315	Administrative Office	Center Disaster Research/Educ	0	162	OFFICE
LUZERNE 104	315	Administrative Office	Center Disaster Research/Educ	0	95	OFFICE
LUZERNE 105	365	Conference Room	Center Disaster Research/Educ	0	229	OFFICE
LUZERNE 106	320	Administrative Office Service	Center Disaster Research/Educ	0	143	STORAGE
LUZERNE 108	320	Administrative Office Service	Center Disaster Research/Educ	0	39	STORAGE
LUZERNE 200	050	Inactive Area	Inactive Conversion	0	219	RECEPTIONIST (OFFICE)
LUZERNE 201	050	Inactive Area	Inactive Conversion	0	199	OFFICE
LUZERNE 202	050	Inactive Area	Inactive Conversion	0	171	OFFICE
LUZERNE 203	050	Inactive Area	Inactive Conversion	0	171	OFFICE
LUZERNE 204	050	Inactive Area	Inactive Conversion	0	126	OFFICE
LUZERNE 207	050	Inactive Area	Inactive Conversion	0	188	OFFICE & KITCHENETTE
<i>Total ASF for Luzerne House</i>					<u>1,978</u>	

### Lyle Hall

### Building Id: LYLE

LYLE 106	315	Administrative Office	Admissions	0	59	STORAGE CLOSET
LYLE 109	685	Meeting Room Service	Welcome Center	0	84	COAT ROOM
LYLE 112	685	Meeting Room Service	Welcome Center	0	136	KITCHEN AREA
LYLE 113	680	Meeting Room	Welcome Center	0	365	MEETING ROOM
LYLE 114	680	Meeting Room	Welcome Center	0	777	MEETING ROOM
LYLE 115	685	Meeting Room Service	Welcome Center	0	144	CHAIR STORAGE
LYLE 116	685	Meeting Room Service	Welcome Center	0	159	MEETING ROOM STORAGE
LYLE 117	680	Meeting Room	Welcome Center	0	885	WELCOME CENTER
LYLE 118	305	Faculty Office	Admissions	0	349	OFFICE
LYLE 119	320	Administrative Office Service	Registrar	0	349	OFFICE
LYLE 128	330	Clerical Office Service	Registrar	0	165	FILE ROOM
LYLE 129	320	Administrative Office Service	Registrar	0	193	WORK ROOM
LYLE 129A	315	Administrative Office	Registrar	0	191	OFFICE
LYLE 130	315	Administrative Office	Registrar	0	187	OFFICE
LYLE 131	315	Administrative Office	Registrar	0	187	OFFICE
LYLE 132	315	Administrative Office	Registrar	0	187	OFFICE
LYLE 134	315	Administrative Office	Registrar	0	340	OFFICE
LYLE 135	325	Clerical Office	Registrar	0	187	OFFICE
LYLE 136	320	Administrative Office Service	Registrar	0	187	OFFICE
LYLE 137	315	Administrative Office	Registrar	0	187	OFFICE
LYLE 138	320	Administrative Office Service	Registrar	0	390	WORK ROOM

## ASF by Campus by Building without Unassignable Space Millersville University • Main Campus

Room Id	Room Use Code	Department	College/Administrative U	Stn Cnt	ASF	Features
LYLE 139	Administrative Office Service	Financial Aid	Student Affairs & Enrollment Mgmt	0		177 WORK ROOM
LYLE 140	Administrative Office	Registrar	Student Affairs & Enrollment Mgmt	0		187 OFFICE
LYLE 141	Administrative Office Service	Financial Aid	Student Affairs & Enrollment Mgmt	0		384 OFFICE
LYLE 142	Administrative Office Service	Financial Aid	Student Affairs & Enrollment Mgmt	0		187 FILE ROOM
LYLE 143	Administrative Office	Financial Aid	Student Affairs & Enrollment Mgmt	0		187 OFFICE
LYLE 145	Clerical Office	Financial Aid	Student Affairs & Enrollment Mgmt	0		187 OFFICE
LYLE 146	Administrative Office	Financial Aid	Student Affairs & Enrollment Mgmt	0		340 OFFICE
LYLE 147	Administrative Office	Facilities Management	Finance & Administration	0		199 STAIR #1
LYLE 148	Administrative Office	Financial Aid	Student Affairs & Enrollment Mgmt	0		187 OFFICE
LYLE 149	Administrative Office	Financial Aid	Student Affairs & Enrollment Mgmt	0		187 OFFICE
LYLE 150	Administrative Office	Financial Aid	Student Affairs & Enrollment Mgmt	0		187 OFFICE
LYLE 151	Administrative Office	Financial Aid	Student Affairs & Enrollment Mgmt	0		187 OFFICE
LYLE 152	Clerical Office	Financial Aid	Student Affairs & Enrollment Mgmt	0		187 OFFICE
LYLE 204	Conference Room	Admissions	Student Affairs & Enrollment Mgmt	0		336 MEETING ROOM 5
LYLE 205	Administrative Office Service	Admissions	Student Affairs & Enrollment Mgmt	0		192 DISPLAY
LYLE 206	Clerical Office	Admissions	Student Affairs & Enrollment Mgmt	0		176 OFFICE
LYLE 207	Clerical Office	Admissions	Student Affairs & Enrollment Mgmt	0		187 OFFICE
LYLE 208	Administrative Office	Admissions	Student Affairs & Enrollment Mgmt	0		645 OFFICE
LYLE 210	Administrative Office	Admissions	Student Affairs & Enrollment Mgmt	0		323 OFFICE
LYLE 211	Clerical Office Service	Admissions	Student Affairs & Enrollment Mgmt	0		256 STORAGE
LYLE 212	Administrative Office	Admissions	Student Affairs & Enrollment Mgmt	0		387 OFFICE
LYLE 213	Administrative Office Service	Admissions	Student Affairs & Enrollment Mgmt	0		68 CLOSET
LYLE 214	Administrative Office	Admissions	Student Affairs & Enrollment Mgmt	0		192 OFFICE
LYLE 215	Administrative Office	Admissions	Student Affairs & Enrollment Mgmt	0		120 OFFICE
LYLE 217	Administrative Office	Admissions	Student Affairs & Enrollment Mgmt	0		192 OFFICE
LYLE 219	Administrative Office	Admissions	Student Affairs & Enrollment Mgmt	0		192 OFFICE
LYLE 220	Administrative Office	Admissions	Student Affairs & Enrollment Mgmt	0		224 OFFICE
LYLE 221	Administrative Office	Admissions	Student Affairs & Enrollment Mgmt	0		192 OFFICE
LYLE 222	Administrative Office Service	Admissions	Student Affairs & Enrollment Mgmt	0		336 LOUNGE & KITCHEN
LYLE 231	Clerical Office	Graduate Studies & Adult Lrn	Provost & VP for Academic Affairs	0		820 OFFICE
LYLE 232	Administrative Office	Graduate Studies & Adult Lrn	Provost & VP for Academic Affairs	0		187 OFFICE
LYLE 233	Administrative Office	Graduate Studies & Adult Lrn	Provost & VP for Academic Affairs	0		187 OFFICE
LYLE 235	Administrative Office	Graduate Studies & Adult Lrn	Provost & VP for Academic Affairs	0		292 OFFICE
LYLE 236	Clerical Office	Graduate Studies & Adult Lrn	Provost & VP for Academic Affairs	0		191 OFFICE
LYLE 237	Administrative Office	Graduate Studies & Adult Lrn	Provost & VP for Academic Affairs	0		238 OFFICE
LYLE 238	Administrative Office	Graduate Studies & Adult Lrn	Provost & VP for Academic Affairs	0		380 OFFICE

## ASF by Campus by Building without Unassignable Space Millersville University • Main Campus

Room Id	Room Use Code	Department	College/Administrative U	Stn Cnt	ASF	Features
LYLE 241	Clerical Office	Graduate Studies & Adult Lrn	Provost & VP for Academic Affairs	0	0	371 OFFICE
LYLE 242	Administrative Office	Academic & Student Development	Provost & VP for Academic Affairs	0	0	187 OFFICE
LYLE 243	Graduate Student Assistant Office	Academic & Student Development	Provost & VP for Academic Affairs	0	0	54 OFFICE
LYLE 244	Graduate Student Assistant Office	Academic & Student Development	Provost & VP for Academic Affairs	0	0	63 OFFICE
LYLE 246	Clerical Office	Welcome Center	Student Affairs & Enrollment Mgmt	0	0	192 OFFICE
LYLE 247	Graduate Student Assistant Office	Academic & Student Development	Provost & VP for Academic Affairs	0	0	63 OFFICE
LYLE 248	Clerical Office Service	Welcome Center	Student Affairs & Enrollment Mgmt	0	0	108 OFFICE EQUIPMENT ROOM
LYLE 249	Administrative Office	Welcome Center	Student Affairs & Enrollment Mgmt	0	0	250 OFFICE
LYLE 250	Administrative Office	Academic & Student Development	Provost & VP for Academic Affairs	0	0	187 OFFICE
LYLE 251	Graduate Student Assistant Office	Academic & Student Development	Provost & VP for Academic Affairs	0	0	116 OFFICE
LYLE 254	Administrative Office	Academic & Student Development	Provost & VP for Academic Affairs	0	0	208 OFFICE
LYLE 256	Graduate Student Assistant Office	Welcome Center	Student Affairs & Enrollment Mgmt	0	0	61 OFFICE
LYLE 257	Graduate Student Assistant Office	Welcome Center	Student Affairs & Enrollment Mgmt	0	0	92 OFFICE
LYLE 259	Administrative Office	Welcome Center	Student Affairs & Enrollment Mgmt	0	0	61 OFFICE
LYLE 260	Administrative Office	Welcome Center	Student Affairs & Enrollment Mgmt	0	0	92 OFFICE
LYLE 261	Administrative Office	Welcome Center	Student Affairs & Enrollment Mgmt	0	0	180 OFFICE
LYLE 262	Administrative Office	Welcome Center	Student Affairs & Enrollment Mgmt	0	0	187 OFFICE
LYLE 263	Graduate Student Assistant Office	Academic & Student Development	Provost & VP for Academic Affairs	0	0	90 OFFICE
LYLE 264	Administrative Office	Academic & Student Development	Provost & VP for Academic Affairs	0	0	99 OFFICE
LYLE 305	Clerical Office Service	Counseling & Human Development	Education & Human Services	0	0	224 FILE ROOM
LYLE 309	Administrative Office	Counseling & Human Development	Education & Human Services	0	0	149 OFFICE
LYLE 310	Administrative Office Service	Counseling & Human Development	Education & Human Services	0	0	136 COUNSELING ROOM
LYLE 311	Administrative Office Service	Counseling & Human Development	Education & Human Services	0	0	30 CLOSET & STORAGE
LYLE 313	Graduate Student Assistant Office	Counseling & Human Development	Education & Human Services	0	0	120 OFFICE
LYLE 316	Administrative Office	Counseling & Human Development	Education & Human Services	0	0	224 OFFICE
LYLE 317	Administrative Office Service	Counseling & Human Development	Education & Human Services	0	0	160 COUNSELING ROOM
LYLE 318	Administrative Office	Counseling & Human Development	Education & Human Services	0	0	224 OFFICE
LYLE 319	Administrative Office Service	Counseling & Human Development	Education & Human Services	0	0	160 COUNSELING ROOM
LYLE 320	Administrative Office	Counseling & Human Development	Education & Human Services	0	0	224 OFFICE
LYLE 321	Administrative Office Service	Counseling & Human Development	Education & Human Services	0	0	100 COUNSELING ROOM
LYLE 322	Administrative Office	Counseling & Human Development	Education & Human Services	0	0	311 OFFICE
LYLE 323	Administrative Office	Counseling & Human Development	Education & Human Services	0	0	176 OFFICE
LYLE 324	Administrative Office Service	Counseling & Human Development	Education & Human Services	0	0	151 COUNSELING ROOM
LYLE 325	Administrative Office Service	Counseling & Human Development	Education & Human Services	0	0	151 RESOURCE ROOM
LYLE 326	Clerical Office	Counseling & Human Development	Education & Human Services	0	0	176 OFFICE
LYLE 327	Clerical Office	Counseling & Human Development	Education & Human Services	0	0	140 RECEPTION & WAITING RO

## ASF by Campus by Building without Unassignable Space Millersville University • Main Campus

Room Id	Room Use Code	Department	College/Administrative U	Stn Cnt	ASF	Features
LYLE 328	Administrative Office Service	Learning Services/Disability	Provost & VP for Academic Affairs	0	0	188 DISPLAY AREA
LYLE 329A	Administrative Office Service	Learning Services/Disability	Provost & VP for Academic Affairs	0	0	142 TESTING ROOM
LYLE 329B	Conference Room	Learning Services/Disability	Provost & VP for Academic Affairs	0	0	194 MEETING ROOM 6
LYLE 335	Administrative Office Service	Learning Services/Disability	Provost & VP for Academic Affairs	0	0	109 STORAGE
LYLE 337	Graduate Student Assistant Office	Learning Services/Disability	Provost & VP for Academic Affairs	0	0	61 STORAGE
LYLE 338	Administrative Office	Learning Services/Disability	Provost & VP for Academic Affairs	0	0	205 OFFICE
LYLE 339	Administrative Office	Learning Services/Disability	Provost & VP for Academic Affairs	0	0	160 OFFICE
LYLE 341	Administrative Office	Assessment-Planning/Institutional Res	Provost & VP for Academic Affairs	0	0	208 OFFICE
LYLE 345	Administrative Office	Assessment-Planning/Institutional Res	Provost & VP for Academic Affairs	0	0	187 OFFICE
LYLE 347	Administrative Office	Assessment-Planning/Institutional Res	Provost & VP for Academic Affairs	0	0	293 OFFICE
LYLE 348	Administrative Office	Assessment-Planning/Institutional Res	Provost & VP for Academic Affairs	0	0	237 OFFICE
LYLE 350	Administrative Office Service	Assessment-Planning/Institutional Res	Provost & VP for Academic Affairs	0	0	189 OFFICE STORAGE
LYLE 351	Administrative Office	Learning Services/Disability	Provost & VP for Academic Affairs	0	0	192 OFFICE
LYLE 352	Clerical Office	Learning Services/Disability	Provost & VP for Academic Affairs	0	0	280 OFFICE
LYLE 354	Clerical Office Service	Learning Services/Disability	Provost & VP for Academic Affairs	0	0	90 OFFICE
LYLE 355	Administrative Office Service	Learning Services/Disability	Provost & VP for Academic Affairs	0	0	187 DISPLAY
LYLE 356	Administrative Office Service	Learning Services/Disability	Provost & VP for Academic Affairs	0	0	90 INTERVIEW ROOM
LYLE 357	Administrative Office Service	Learning Services/Disability	Provost & VP for Academic Affairs	0	0	90 INTERVIEW ROOM
LYLE 358	Administrative Office Service	Learning Services/Disability	Provost & VP for Academic Affairs	0	0	66 COPIER ROOM
LYLE 359	Administrative Office Service	Welcome Center	Student Affairs & Enrollment Mgmt	0	0	496 OFFICE
LYLE 359A	Administrative Office Service	Welcome Center	Student Affairs & Enrollment Mgmt	0	0	26 CLOSET
LYLE 361	Conference Room	Welcome Center	Student Affairs & Enrollment Mgmt	0	0	365 CONFERENCE ROOM
LYLE 363	Clerical Office	Welcome Center	Student Affairs & Enrollment Mgmt	0	0	237 OFFICE
LYLE 364	Administrative Office	Welcome Center	Student Affairs & Enrollment Mgmt	0	0	293 OFFICE
LYLE 366	Administrative Office	Welcome Center	Student Affairs & Enrollment Mgmt	0	0	190 OFFICE
LYLE 367	Administrative Office Service	Welcome Center	Student Affairs & Enrollment Mgmt	0	0	187 OFFICE
LYLE 368	Administrative Office	Welcome Center	Student Affairs & Enrollment Mgmt	0	0	187 OFFICE
LYLE 370	Clerical Office	Welcome Center	Student Affairs & Enrollment Mgmt	0	0	376 OFFICE
LYLE 371	Administrative Office Service	Learning Services/Disability	Provost & VP for Academic Affairs	0	0	77 SSR#3
LYLE 372	Clerical Office Service	Learning Services/Disability	Provost & VP for Academic Affairs	0	0	115 STORAGE
LYLE 374	Administrative Office Service	Learning Services/Disability	Provost & VP for Academic Affairs	0	0	71 SSR#4
LYLE 375	Administrative Office Service	Learning Services/Disability	Provost & VP for Academic Affairs	0	0	71 SSR#5
LYLE 376	Administrative Office Service	Learning Services/Disability	Provost & VP for Academic Affairs	0	0	71 SSR#7
LYLE 377	Administrative Office Service	Learning Services/Disability	Provost & VP for Academic Affairs	0	0	71 SSR#6
LYLE G01	Food Facility Service	Dining and Conference Services	Finance & Administration	0	0	99 CLOSET SERVERY
LYLE G02	Food Facility Service	Dining and Conference Services	Finance & Administration	0	0	554 DISH ROOM

## ASF by Campus by Building without Unassignable Space Millersville University • Main Campus

Room Id	Room Use Code	Department	College/Administrative U	Stn Cnt	ASF	Features
LYLE G05	Food Facility	Dining and Conference Services	Finance & Administration	0	4,885	DINING HALL
LYLE G06	Food Facility Service	Dining and Conference Services	Finance & Administration	0	2,442	SERVERY
LYLE G07	Food Facility Service	Dining and Conference Services	Finance & Administration	0	298	DELI PREP AREA (BACK PRE
LYLE G08	Food Facility	Dining and Conference Services	Finance & Administration	0	592	COVE STORE AREA (CENTE
LYLE G09	Food Facility	Dining and Conference Services	Finance & Administration	0	559	COVE DINING AREA FRONT
LYLE G10	Food Facility Service	Dining and Conference Services	Finance & Administration	0	177	STORAGE CLOSET COVE DE
LYLE G13	Food Facility Service	Dining and Conference Services	Finance & Administration	0	913	KITCHEN
LYLE G14	Food Facility Service	Dining and Conference Services	Finance & Administration	0	165	COOLER
LYLE G18	Food Facility Service	Dining and Conference Services	Finance & Administration	0	55	MILK COOLER
LYLE G19	Food Facility Service	Dining and Conference Services	Finance & Administration	0	94	POT WASH
LYLE G21	Food Facility Service	Dining and Conference Services	Finance & Administration	0	154	COOLER
LYLE G24	Food Facility Service	Dining and Conference Services	Finance & Administration	0	46	STORAGE ROOM
LYLE G31	Food Facility Service	Dining and Conference Services	Finance & Administration	0	365	FOOD PREP AREA
LYLE G33	Food Facility Service	Dining and Conference Services	Finance & Administration	0	176	STORAGE
LYLE G34	Administrative Office	Dining and Conference Services	Finance & Administration	0	208	OFFICE
LYLE G35	Student Worker Office	Dining and Conference Services	Finance & Administration	0	144	OFFICE
LYLE G36	Food Facility Service	Dining and Conference Services	Finance & Administration	0	384	STORAGE
LYLE G38	Food Facility Service	Dining and Conference Services	Finance & Administration	0	531	STORAGE
LYLE G39A	Food Facility Service	Dining and Conference Services	Finance & Administration	0	72	COOLER
LYLE G39B	Food Facility Service	Dining and Conference Services	Finance & Administration	0	72	FREEZER
LYLE G40	Food Facility Service	Dining and Conference Services	Finance & Administration	0	182	FREEZER
LYLE G43	Food Facility Service	Dining and Conference Services	Finance & Administration	0	422	RECEIVING ROOM
LYLE G44	Food Facility Service	Dining and Conference Services	Finance & Administration	0	629	STORAGE
LYLE G45	Administrative Office Service	Dining and Conference Services	Provost & VP for Academic Affairs	0	128	STORAGE
LYLE G46	Administrative Office Service	Graduate Studies & Adult Lrn	Provost & VP for Academic Affairs	0	544	STORAGE
LYLE G48	Graduate Assistant Office Service	Graduate Studies & Adult Lrn	Provost & VP for Academic Affairs	0	340	COMPUTER ROOM
LYLE G52	Central Computer/Telecom Servi	Information Technology	Information Technology	0	44	CLOSET
LYLE G54	Central Storage	Registrar	Student Affairs & Enrollment Mgmt	0	240	COMPUTER ROOM
LYLE G56	Central Computer/Telecom	Information Technology	Information Technology	0	388	CENTRAL COMPUTER ROO
<i>Total ASF for Lyle Hall</i>					<b>42,224</b>	

### McComsey

### Building Id: MCCOM

MCCOM 110	Classroom	Shared Classrooms - Humanities and S	Arts, Humanities, & Social Sciences	35	848	CLASSROOM
MCCOM 117	Clerical Office Service	Dean, College of Arts, Humanities, Soc	Arts, Humanities, & Social Sciences	0	208	CENTRAL COPY ROOM
MCCOM 118	Classroom Service	Information Technology	Information Technology	0	188	MEDIA PRODUCTION



## ASF by Campus by Building without Unassignable Space Millersville University • Main Campus

Room Id	Room Use Code	Department	College/Administrative U	Stn Cnt	ASF	Features
MCCOM 119	Teaching Lab	Information Technology	Information Technology	24		801 COMPUTER LAB
MCCOM 120	Classroom	Sociology/Anthropology	Arts, Humanities, & Social Sciences	23		571 BEHAVIOR LAB
MCCOM 121	Teaching Lab	Sociology/Anthropology	Arts, Humanities, & Social Sciences	10		247 GROUP SIMULATION ROOM
MCCOM 122	Teaching Lab Service	Sociology/Anthropology	Arts, Humanities, & Social Sciences	0		157 MASTER CONTROL RM.
MCCOM 123	Teaching Lab Service	Sociology/Anthropology	Arts, Humanities, & Social Sciences	0		21 STORAGE
MCCOM 124	Teaching Lab Service	Sociology/Anthropology	Arts, Humanities, & Social Sciences	0		69 PRACTICE ROOM
MCCOM 125	Teaching Lab Service	Sociology/Anthropology	Arts, Humanities, & Social Sciences	0		68 PRACTICE ROOM
MCCOM 126	Teaching Lab Service	Sociology/Anthropology	Arts, Humanities, & Social Sciences	0		71 PRACTICE ROOM
MCCOM 132	Classroom	Shared Classrooms - Humanities and S	Arts, Humanities, & Social Sciences	40		845 CLASSROOM
MCCOM 133	Classroom	Shared Classrooms - Humanities and S	Arts, Humanities, & Social Sciences	60		1,105 CLASSROOM
MCCOM 133A	Classroom Service	Shared Classrooms - Humanities and S	Arts, Humanities, & Social Sciences	0		16 CLOSET
MCCOM 133B	Classroom Service	Shared Classrooms - Humanities and S	Arts, Humanities, & Social Sciences	0		16 CLOSET
MCCOM 134	Classroom	Shared Classrooms - Humanities and S	Arts, Humanities, & Social Sciences	35		633 CLASSROOM
MCCOM 201	Classroom	Shared Classrooms - Humanities and S	Arts, Humanities, & Social Sciences	45		827 CLASSROOM
MCCOM 201A	Classroom Service	Shared Classrooms - Humanities and S	Arts, Humanities, & Social Sciences	0		10 CLOSET
MCCOM 202	Classroom	Shared Classrooms - Humanities and S	Arts, Humanities, & Social Sciences	45		836 CLASSROOM
MCCOM 202A	Classroom Service	Shared Classrooms - Humanities and S	Arts, Humanities, & Social Sciences	0		8 CLOSET
MCCOM 202B	Classroom Service	Shared Classrooms - Humanities and S	Arts, Humanities, & Social Sciences	0		9 CLOSET
MCCOM 202C	Classroom Service	Shared Classrooms - Humanities and S	Arts, Humanities, & Social Sciences	0		9 AV CLOSET
MCCOM 203	Classroom	Shared Classrooms - Humanities and S	Arts, Humanities, & Social Sciences	45		822 CLASSROOM
MCCOM 203A	Classroom Service	Shared Classrooms - Humanities and S	Arts, Humanities, & Social Sciences	0		9 CLOSET
MCCOM 203B	Classroom Service	Shared Classrooms - Humanities and S	Arts, Humanities, & Social Sciences	0		7 CLOSET
MCCOM 203C	Classroom Service	Shared Classrooms - Humanities and S	Arts, Humanities, & Social Sciences	0		9 AV CLOSET
MCCOM 204	Classroom	Shared Classrooms - Humanities and S	Arts, Humanities, & Social Sciences	60		1,086 CLASSROOM
MCCOM 204A	Classroom Service	Shared Classrooms - Humanities and S	Arts, Humanities, & Social Sciences	0		20 CLOSET
MCCOM 204B	Classroom Service	Shared Classrooms - Humanities and S	Arts, Humanities, & Social Sciences	0		20 CLOSET
MCCOM 205	Classroom	Shared Classrooms - Humanities and S	Arts, Humanities, & Social Sciences	35		541 CLASSROOM
MCCOM 206	Classroom	Shared Classrooms - Humanities and S	Arts, Humanities, & Social Sciences	35		559 CLASSROOM
MCCOM 211	Conference Room	Geography	Science & Technology	0		201 GEOGRAPHY MEETING RM
MCCOM 212	Teaching Lab	Geography	Science & Technology	15		692 GEOGRAPHIC'S LAB
MCCOM 215	Teaching Lab Service	Geography	Science & Technology	0		252 PROJECT OFFICE
MCCOM 216	Teaching Lab	Geography	Science & Technology	0		448 GEOGRAPHICS MAP ROOM
MCCOM 217	Teaching Lab Service	Geography	Science & Technology	0		38 STORAGE
MCCOM 218A	Faculty Office	Sociology/Anthropology	Arts, Humanities, & Social Sciences	0		130 OFFICE
MCCOM 218A	Faculty Office Service	Sociology/Anthropology	Arts, Humanities, & Social Sciences	0		5 STORAGE
MCCOM 218B	Faculty Office	Sociology/Anthropology	Arts, Humanities, & Social Sciences	0		119 OFFICE

## ASF by Campus by Building without Unassignable Space Millersville University • Main Campus

Room Id	Room Use Code	Department	College/Administrative U	Stn Cnt	ASF	Features
MCCOM 219	Student Worker Office	Sociology/Anthropology	Arts, Humanities, & Social Sciences	0		91 SOCIAL WORK RECEPTION
MCCOM 220	Clerical Office	Geography	Science & Technology	0		165 OFFICE
MCCOM 221	Faculty Office	Geography	Science & Technology	0		164 OFFICE
MCCOM 222	Faculty Office	Geography	Science & Technology	0		169 OFFICE
MCCOM 223	Faculty Office	Geography	Science & Technology	0		170 OFFICE
MCCOM 224	Faculty Office	Geography	Science & Technology	0		170 OFFICE
MCCOM 225	Faculty Office	Geography	Science & Technology	0		172 OFFICE
MCCOM 226	Faculty Office	Geography	Science & Technology	0		172 OFFICE
MCCOM 227	Faculty Office	Sociology/Anthropology	Arts, Humanities, & Social Sciences	0		172 OFFICE
MCCOM 228	Faculty Office	Sociology/Anthropology	Arts, Humanities, & Social Sciences	0		172 OFFICE
MCCOM 229	Faculty Office	Sociology/Anthropology	Arts, Humanities, & Social Sciences	0		170 OFFICE
MCCOM 230	Faculty Office	Sociology/Anthropology	Arts, Humanities, & Social Sciences	0		170 OFFICE
MCCOM 231	Faculty Office	Sociology/Anthropology	Arts, Humanities, & Social Sciences	0		170 OFFICE
MCCOM 232	Faculty Office	Sociology/Anthropology	Arts, Humanities, & Social Sciences	0		170 OFFICE
MCCOM 233	Clerical Office	Sociology/Anthropology	Arts, Humanities, & Social Sciences	0		214 OFFICE
MCCOM 234	Clerical Office	Dean, College of Arts, Humanities, Soc	Arts, Humanities, & Social Sciences	0		590 OFFICE
MCCOM 234A	Faculty Office	Dean, College of Arts, Humanities, Soc	Arts, Humanities, & Social Sciences	0		384 OFFICE
MCCOM 234B	Administrative Office	Dean, College of Arts, Humanities, Soc	Arts, Humanities, & Social Sciences	0		152 OFFICE
MCCOM 234C	Clerical Office	Dean, College of Arts, Humanities, Soc	Arts, Humanities, & Social Sciences	0		111 OFFICE
MCCOM 234D	Faculty Office	Dean, College of Arts, Humanities, Soc	Arts, Humanities, & Social Sciences	0		276 OFFICE
MCCOM 234E	Clerical Office Service	Dean, College of Arts, Humanities, Soc	Arts, Humanities, & Social Sciences	0		108 FILE/STORAGE
MCCOM 234F	Clerical Office Service	Dean, College of Arts, Humanities, Soc	Arts, Humanities, & Social Sciences	0		10 COAT CLOSET
MCCOM 235	Teaching Lab	Information Technology	Information Technology	40		1,139 COMPUTER LAB
MCCOM 236	Teaching Lab	Foreign Languages	Arts, Humanities, & Social Sciences	40		687 LEARNING LAB
MCCOM 236A	Teaching Lab Service	Foreign Languages	Arts, Humanities, & Social Sciences	0		194 LEARNING LAB PRACTICE R
MCCOM 237	Teaching Lab	Foreign Languages	Arts, Humanities, & Social Sciences	30		1,061 LANGUAGE LAB
MCCOM 238	Student Worker Office	Foreign Languages	Arts, Humanities, & Social Sciences	0		156 RECEPTION
MCCOM 238A	Student Worker Office Service	Foreign Languages	Arts, Humanities, & Social Sciences	0		11 CLOSET
MCCOM 239	Clerical Office	Foreign Languages	Arts, Humanities, & Social Sciences	0		154 OFFICE
MCCOM 240	Faculty Office	Foreign Languages	Arts, Humanities, & Social Sciences	0		177 OFFICE
MCCOM 241	Faculty Office	Foreign Languages	Arts, Humanities, & Social Sciences	0		178 OFFICE
MCCOM 242	Faculty Office	Foreign Languages	Arts, Humanities, & Social Sciences	0		178 OFFICE
MCCOM 243	Faculty Office	Foreign Languages	Arts, Humanities, & Social Sciences	0		176 OFFICE
MCCOM 244	Faculty Office	Foreign Languages	Arts, Humanities, & Social Sciences	0		174 OFFICE
MCCOM 245	Faculty Office	Foreign Languages	Arts, Humanities, & Social Sciences	0		177 OFFICE
MCCOM 246	Faculty Office	Dean, College of Arts, Humanities, Soc	Arts, Humanities, & Social Sciences	0		184 OFFICE

## ASF by Campus by Building without Unassignable Space Millersville University • Main Campus

Room Id	Room Use Code	Department	College/Administrative U	Stn Cnt	ASF	Features
MCCOM 247	Faculty Office	Dean, College of Arts, Humanities, Soc	Arts, Humanities, & Social Sciences	0	0	176 OFFICE
MCCOM 248	Faculty Office	Foreign Languages	Arts, Humanities, & Social Sciences	0	0	172 OFFICE
MCCOM 249	Faculty Office	Foreign Languages	Arts, Humanities, & Social Sciences	0	0	175 OFFICE
MCCOM 250	Faculty Office	Foreign Languages	Arts, Humanities, & Social Sciences	0	0	176 OFFICE
MCCOM 251	Faculty Office	Foreign Languages	Arts, Humanities, & Social Sciences	0	0	176 OFFICE
MCCOM 252	Faculty Office	Foreign Languages	Arts, Humanities, & Social Sciences	0	0	175 OFFICE
MCCOM 253	Conference Room	Foreign Languages	Arts, Humanities, & Social Sciences	25	207	MEETING ROOM/LIBRARY
MCCOM 256	Faculty Office Service	Foreign Languages	Arts, Humanities, & Social Sciences	0	0	82 STORAGE CLOSET
MCCOM 257	Faculty Office Service	Foreign Languages	Arts, Humanities, & Social Sciences	0	0	153 FACULTY WORKROOM
MCCOM 258	Meeting Room	Dean, College of Arts, Humanities, Soc	Arts, Humanities, & Social Sciences	0	0	1,462 ATRIUM
MCCOM 259	Meeting Room Service	Dean, College of Arts, Humanities, Soc	Arts, Humanities, & Social Sciences	0	0	120 ATRIUM STORAGE
MCCOM 259A	Meeting Room Service	Dean, College of Arts, Humanities, Soc	Arts, Humanities, & Social Sciences	0	0	11 ATRIUM STORAGE CLOSET
MCCOM 260	Classroom	Shared Classrooms - Humanities and S	Arts, Humanities, & Social Sciences	166	1,952	AUDITORIUM
MCCOM 260A	Classroom Service	Shared Classrooms - Humanities and S	Arts, Humanities, & Social Sciences	0	0	312 PROJECTION BOOTH
MCCOM 260B	Classroom Service	Shared Classrooms - Humanities and S	Arts, Humanities, & Social Sciences	0	0	41 CLOSET
MCCOM 266	Meeting Room	Sociology/Anthropology	Arts, Humanities, & Social Sciences	30	767	CONFERENCE ROOM
MCCOM 300	Classroom	Shared Classrooms - Humanities and S	Arts, Humanities, & Social Sciences	45	828	CLASSROOM
MCCOM 300A	Classroom Service	Shared Classrooms - Humanities and S	Arts, Humanities, & Social Sciences	0	0	11 CLOSET
MCCOM 301	Classroom	Shared Classrooms - Humanities and S	Arts, Humanities, & Social Sciences	45	837	CLASSROOM
MCCOM 301A	Classroom Service	Shared Classrooms - Humanities and S	Arts, Humanities, & Social Sciences	0	0	8 CLOSET
MCCOM 301B	Classroom Service	Shared Classrooms - Humanities and S	Arts, Humanities, & Social Sciences	0	0	9 CLOSET
MCCOM 301C	Classroom Service	Shared Classrooms - Humanities and S	Arts, Humanities, & Social Sciences	0	0	8 CLOSET
MCCOM 302	Classroom	Shared Classrooms - Humanities and S	Arts, Humanities, & Social Sciences	45	822	CLASSROOM
MCCOM 302A	Classroom Service	Shared Classrooms - Humanities and S	Arts, Humanities, & Social Sciences	0	0	9 CLOSET
MCCOM 302B	Classroom Service	Shared Classrooms - Humanities and S	Arts, Humanities, & Social Sciences	0	0	8 CLOSET
MCCOM 302C	Classroom Service	Shared Classrooms - Humanities and S	Arts, Humanities, & Social Sciences	0	0	9 CLOSET
MCCOM 303	Classroom	Shared Classrooms - Humanities and S	Arts, Humanities, & Social Sciences	60	1,092	CLASSROOM
MCCOM 303A	Classroom Service	Shared Classrooms - Humanities and S	Arts, Humanities, & Social Sciences	0	0	20 CLOSET
MCCOM 303B	Classroom Service	Shared Classrooms - Humanities and S	Arts, Humanities, & Social Sciences	0	0	20 CLOSET
MCCOM 304	Classroom	Shared Classrooms - Humanities and S	Arts, Humanities, & Social Sciences	35	540	CLASSROOM
MCCOM 305	Classroom	Shared Classrooms - Humanities and S	Arts, Humanities, & Social Sciences	35	553	SEMINAR ROOM
MCCOM 308	Conference Room	History	Arts, Humanities, & Social Sciences	15	332	MEETING ROOM
MCCOM 308A	Conference Room Service	History	Arts, Humanities, & Social Sciences	0	0	33 CLOSET
MCCOM 309	Conference Room	History	Arts, Humanities, & Social Sciences	0	0	188 RECEPTION/MEETING
MCCOM 310	Student Worker Office	History	Arts, Humanities, & Social Sciences	0	0	112 WORK ROOM
MCCOM 310A	Student Worker Office	History	Arts, Humanities, & Social Sciences	0	0	118 OFFICE

## ASF by Campus by Building without Unassignable Space Millersville University • Main Campus

Room Id	Room Use Code	Department	College/Administrative U	Stn Cnt	ASF	Features
MCCOM 311	Clerical Office	History	Arts, Humanities, & Social Sciences	0		194 OFFICE
MCCOM 312	Faculty Office	History	Arts, Humanities, & Social Sciences	0		194 OFFICE
MCCOM 313	Faculty Office	History	Arts, Humanities, & Social Sciences	0		229 OFFICE
MCCOM 314	Faculty Office	History	Arts, Humanities, & Social Sciences	0		194 OFFICE
MCCOM 315	Faculty Office	History	Arts, Humanities, & Social Sciences	0		194 OFFICE
MCCOM 316	Faculty Office	History	Arts, Humanities, & Social Sciences	0		230 OFFICE
MCCOM 317	Faculty Office	History	Arts, Humanities, & Social Sciences	0		169 OFFICE
MCCOM 318	Faculty Office	History	Arts, Humanities, & Social Sciences	0		169 OFFICE
MCCOM 319	Faculty Office	History	Arts, Humanities, & Social Sciences	0		169 OFFICE
MCCOM 320	Faculty Office	History	Arts, Humanities, & Social Sciences	0		165 OFFICE
MCCOM 321	Faculty Office	History	Arts, Humanities, & Social Sciences	0		169 OFFICE
MCCOM 322	Faculty Office	History	Arts, Humanities, & Social Sciences	0		165 OFFICE
MCCOM 323	Faculty Office	History	Arts, Humanities, & Social Sciences	0		169 OFFICE
MCCOM 324	Faculty Office	History	Arts, Humanities, & Social Sciences	0		169 OFFICE
MCCOM 325	Faculty Office	Economics	Arts, Humanities, & Social Sciences	0		169 OFFICE
MCCOM 326	Faculty Office	Economics	Arts, Humanities, & Social Sciences	0		169 OFFICE
MCCOM 327	Faculty Office	Economics	Arts, Humanities, & Social Sciences	0		169 OFFICE
MCCOM 328	Student Worker Office	Economics	Arts, Humanities, & Social Sciences	0		159 STUDENT RESEARCH
MCCOM 329	Faculty Office	Economics	Arts, Humanities, & Social Sciences	0		166 OUT REACH
MCCOM 330	Faculty Office	Economics	Arts, Humanities, & Social Sciences	0		170 OFFICE
MCCOM 331	Faculty Office	Economics	Arts, Humanities, & Social Sciences	0		169 OFFICE
MCCOM 332	Faculty Office	Business Administration	Arts, Humanities, & Social Sciences	0		169 OFFICE
MCCOM 333	Faculty Office	Business Administration	Arts, Humanities, & Social Sciences	0		169 OFFICE
MCCOM 334	Faculty Office	Business Administration	Arts, Humanities, & Social Sciences	0		169 OFFICE
MCCOM 335	Faculty Office	Business Administration	Arts, Humanities, & Social Sciences	0		169 OFFICE
MCCOM 336	Faculty Office	Business Administration	Arts, Humanities, & Social Sciences	0		154 OFFICE
MCCOM 337	Faculty Office	Business Administration	Arts, Humanities, & Social Sciences	0		169 OFFICE
MCCOM 338	Faculty Office	Business Administration	Arts, Humanities, & Social Sciences	0		165 OFFICE
MCCOM 339	Faculty Office	Business Administration	Arts, Humanities, & Social Sciences	0		169 OFFICE
MCCOM 340	Faculty Office	Business Administration	Arts, Humanities, & Social Sciences	0		169 OFFICE
MCCOM 341	Faculty Office Service	Business Administration	Arts, Humanities, & Social Sciences	0		169 STORAGE WORKROOM
MCCOM 342	Clerical Office	Business Administration	Arts, Humanities, & Social Sciences	0		169 OFFICE
MCCOM 343	Clerical Office	Business Administration	Arts, Humanities, & Social Sciences	0		171 OFFICE
MCCOM 344	Faculty Office	Business Administration	Arts, Humanities, & Social Sciences	0		173 OFFICE
MCCOM 345	Faculty Office	Business Administration	Arts, Humanities, & Social Sciences	0		173 OFFICE
MCCOM 346	Faculty Office	Business Administration	Arts, Humanities, & Social Sciences	0		168 OFFICE

## ASF by Campus by Building without Unassignable Space Millersville University • Main Campus

Room Id	Room Use Code	Department	College/Administrative U	Stn Cnt	ASF	Features
MCCOM 348	Faculty Office	Business Administration	Arts, Humanities, & Social Sciences	0	192	OFFICE
MCCOM 349	Faculty Office	Business Administration	Arts, Humanities, & Social Sciences	0	178	OFFICE
MCCOM 350	Faculty Office	Business Administration	Arts, Humanities, & Social Sciences	0	175	OFFICE
MCCOM 351	Faculty Office	Business Administration	Arts, Humanities, & Social Sciences	0	178	OFFICE
MCCOM 352	Faculty Office	Philosophy	Arts, Humanities, & Social Sciences	0	178	OFFICE
MCCOM 353	Faculty Office	Philosophy	Arts, Humanities, & Social Sciences	0	175	OFFICE
MCCOM 354	Faculty Office	Philosophy	Arts, Humanities, & Social Sciences	0	175	OFFICE
MCCOM 355	Faculty Office	Philosophy	Arts, Humanities, & Social Sciences	0	176	OFFICE
MCCOM 355A	Faculty Office Service	Philosophy	Arts, Humanities, & Social Sciences	0	44	CLOSET
MCCOM 356	Clerical Office	Philosophy	Arts, Humanities, & Social Sciences	0	174	OFFICE
MCCOM 357	Faculty Office	Philosophy	Arts, Humanities, & Social Sciences	0	176	OFFICE
MCCOM 358	Faculty Office	Philosophy	Arts, Humanities, & Social Sciences	0	182	OFFICE
MCCOM 359	Conference Room	Philosophy	Arts, Humanities, & Social Sciences	0	288	MEETING ROOM
MCCOM 360	Faculty Office	Business Administration	Arts, Humanities, & Social Sciences	0	176	OFFICE
MCCOM 361	Faculty Office	Business Administration	Arts, Humanities, & Social Sciences	0	176	OFFICE
MCCOM 362	Faculty Office	Business Administration	Arts, Humanities, & Social Sciences	0	176	OFFICE
MCCOM 363	Faculty Office	Business Administration	Arts, Humanities, & Social Sciences	0	176	OFFICE
MCCOM 366	Faculty Office Service	Business Administration	Arts, Humanities, & Social Sciences	0	264	COPY ROOM
MCCOM 368	Conference Room	Business Administration	Arts, Humanities, & Social Sciences	18	670	CONFERENCE ROOM
MCCOM 369	Faculty Office Service	Business Administration	Arts, Humanities, & Social Sciences	0	39	STORAGE CLOSET
MCCOM 371	Clerical Office Service	Economics	Arts, Humanities, & Social Sciences	0	111	RECEPTION
MCCOM 371A	Clerical Office	Economics	Arts, Humanities, & Social Sciences	0	111	SECRETARY
MCCOM 372	Conference Room	Economics	Arts, Humanities, & Social Sciences	10	380	CONFERENCE ROOM
MCCOM 378	Faculty Office	Economics	Arts, Humanities, & Social Sciences	0	190	OFFICE
MCCOM 379	Faculty Office	Economics	Arts, Humanities, & Social Sciences	0	194	OFFICE
MCCOM F-1	Merchandising	Dean, College of Arts, Humanities, Soc	Arts, Humanities, & Social Sciences	0	122	VENDING AREA
<i>Total ASF for McComsey</i>					<u>44,374</u>	

### McNairy Library

### Building Id: McNairy L

McNairy Librar 410	Reading and Study Room	University Library	Library	59	889	READING ROOM
McNairy Librar 410	Reading and Study Room	University Library	Library	0	1,355	STUDY ROOM
McNairy Librar 660	Merchandising	University Library	Library	0	250	CAFÉ
McNairy Librar 665	Merchandising Service	University Library	Library	0	82	CAFÉ SERVICE
McNairy Librar 665	Merchandising Service	University Library	Library	0	37	CAFÉ SERVICE
McNairy Librar 650	Lounge	University Library	Library	0	1,881	LOUNGE

## ASF by Campus by Building without Unassignable Space Millersville University • Main Campus

Room Id	Room Use Code	Department	College/Administrative U	Stn Cnt	ASF	Features
McNairy Librar 110	Classroom	University Library	Library	30	1,516	CLASSROOM
McNairy Librar 115	Classroom Service	University Library	Library	30	63	CLOSET
McNairy Librar 650	Lounge	University Library	Library	0	2,179	LOUNGE
McNairy Librar 110	Classroom	University Library	Library	60	1,014	DISTANCE LEARNING CLAS
McNairy Librar 115	Classroom Service	University Library	Library	0	61	CLOSET
McNairy Librar 115	Classroom Service	University Library	Library	0	43	CLOSET
McNairy Librar 430	Open-Stack Reading Room	University Library	Library	0	6,983	KNOWLEDGE COMMONS
McNairy Librar 455	Library and Study Service	University Library	Library	0	639	ACCESS SERVICES
McNairy Librar 310	Faculty Office Service	University Library	Library	0	117	OFFICE
McNairy Librar 310	Faculty Office Service	University Library	Library	0	117	OFFICE
McNairy Librar 455	Library and Study Service	University Library	Library	0	413	CIRCULATION
McNairy Librar 455	Library and Study Service	University Library	Library	0	97	COPY/STORAGE
McNairy Librar 455	Library and Study Service	University Library	Library	0	855	MEDIA
McNairy Librar 210	Teaching Lab	University Library	Library	0	426	WRITING CENTER
McNairy Librar 455	Library and Study Service	University Library	Library	0	200	ACTIVITY STORAGE
McNairy Librar 410	Reading and Study Room	University Library	Library	51	797	COLLABRATIVE SEATING
McNairy Librar 110	Classroom	University Library	Library	54	815	CLASSROOM
McNairy Librar 315	Administrative Office	University Library	Library	0	48	CLOSET
McNairy Librar 310	Faculty Office Service	University Library	Library	0	130	OFFICE
McNairy Librar 310	Faculty Office Service	University Library	Library	0	137	OFFICE
McNairy Librar 310	Faculty Office Service	University Library	Library	0	130	OFFICE
McNairy Librar 310	Faculty Office Service	University Library	Library	0	133	OFFICE
McNairy Librar 310	Faculty Office Service	University Library	Library	0	136	OFFICE
McNairy Librar 310	Faculty Office Service	University Library	Library	0	132	OFFICE
McNairy Librar 310	Faculty Office Service	University Library	Library	0	241	OFFICE
McNairy Librar 315	Administrative Office	University Library	Library	0	19	CLOSET
McNairy Librar 310	Faculty Office Service	University Library	Library	0	273	OFFICE
McNairy Librar 315	Administrative Office	University Library	Library	0	21	CLOSET
McNairy Librar 315	Administrative Office	University Library	Library	0	472	OUTREACH WORK AREA
McNairy Librar 455	Library and Study Service	University Library	Library	0	50	CLOSET
McNairy Librar 430	Open-Stack Reading Room	University Library	Library	0	6,658	STUDY/STACK
McNairy Librar 350	Conference Room	University Library	Library	0	199	CONFERENCE ROOM
McNairy Librar 310	Faculty Office Service	University Library	Library	0	150	OFFICE
McNairy Librar 310	Faculty Office Service	University Library	Library	0	459	OFFICE
McNairy Librar 315	Administrative Office	University Library	Library	0	48	CLOSET
McNairy Librar 455	Library and Study Service	University Library	Library	0	50	CLOSET

## ASF by Campus by Building without Unassignable Space Millersville University • Main Campus

Room Id	Room Use Code	Department	College/Administrative U	Stn Cnt	ASF	Features
McNairy Librar 420	Stack	University Library	Library	0	3,508	STACK AREA
McNairy Librar 410	Reading and Study Room	University Library	Library	0	199	GROUP STUDY ROOM
McNairy Librar 410	Reading and Study Room	University Library	Library	0	200	STUDY ROOM
McNairy Librar 455	Library and Study Service	University Library	Library	0	48	CLOSET
McNairy Librar 410	Reading and Study Room	University Library	Library	0	199	STUDY ROOM
McNairy Librar 315	Administrative Office	University Library	Library	0	223	CAE RECEPTION
McNairy Librar 680	Meeting Room	University Library	Library	50	781	FACULTY COLLABORATION
McNairy Librar 310	Faculty Office Service	University Library	Library	0	141	OFFICE
McNairy Librar 410	Reading and Study Room	University Library	Library	0	152	STUDY ROOM
McNairy Librar 455	Library and Study Service	University Library	Library	0	893	INSTRUCTIONAL DESIGN
McNairy Librar 410	Reading and Study Room	University Library	Library	0	152	STUDY ROOM
McNairy Librar 410	Reading and Study Room	University Library	Library	0	142	STUDY ROOM
McNairy Librar 410	Reading and Study Room	University Library	Library	0	142	STUDY ROOM
McNairy Librar 410	Reading and Study Room	University Library	Library	0	153	STUDY ROOM
McNairy Librar 410	Reading and Study Room	University Library	Library	0	152	STUDY ROOM
McNairy Librar 410	Reading and Study Room	University Library	Library	0	142	STUDY ROOM
McNairy Librar 410	Reading and Study Room	University Library	Library	0	223	STUDY ROOM
McNairy Librar 410	Reading and Study Room	University Library	Library	20	200	STUDY ROOM
McNairy Librar 420	Stack	University Library	Library	0	3,509	STACK AREA
McNairy Librar 410	Reading and Study Room	University Library	Library	0	3,553	STUDY AREA
McNairy Librar 410	Reading and Study Room	University Library	Library	0	199	STUDY ROOM
McNairy Librar 455	Library and Study Service	University Library	Library	0	50	CLOSET
McNairy Librar 410	Reading and Study Room	University Library	Library	0	200	STUDY ROOM
McNairy Librar 455	Library and Study Service	University Library	Library	0	48	CLOSET
McNairy Librar 455	Library and Study Service	University Library	Library	0	50	CLOSET
McNairy Librar 420	Stack	University Library	Library	0	3,509	STACK AREA
McNairy Librar 410	Reading and Study Room	University Library	Library	0	199	STUDY ROOM
McNairy Librar 410	Reading and Study Room	University Library	Library	0	200	STUDY ROOM
McNairy Librar 455	Library and Study Service	University Library	Library	0	48	CLOSET
McNairy Librar 410	Reading and Study Service	University Library	Library	0	50	VESTIBULE
McNairy Librar 420	Stack	University Library	Library	0	2,805	ARCHIVE STORAGE
McNairy Librar 440	Library Processing	University Library	Library	0	732	PROCESSING
McNairy Librar 310	Faculty Office Service	University Library	Library	0	174	OFFICE
McNairy Librar 310	Faculty Office Service	University Library	Library	0	175	OFFICE
McNairy Librar 410	Reading and Study Room	University Library	Library	0	1,113	READING ROOM
McNairy Librar 110	Classroom	University Library	Library	0	838	CLASSROOM

## ASF by Campus by Building without Unassignable Space Millersville University • Main Campus

Room Id	Room Use Code	Department	College/Administrative U	Stn Cnt	ASF	Features
McNairy Librar 455	Library and Study Service	University Library	Library	0		48 CLOSET
McNairy Librar 455	Library and Study Service	University Library	Library	0		50 CLOSET
McNairy Librar 420	Stack	University Library	Library	0	2,816	ARCHIVE STORAGE
McNairy Librar 455	Library and Study Service	University Library	Library	0		48 CLOSET
McNairy Librar 455	Library and Study Service	University Library	Library	0		51 VESTIBULE
McNairy Librar 455	Library and Study Service	University Library	Library	0		54 VESTIBULE
McNairy Librar 315	Administrative Office	University Library	Library	0		98 STAFF VESTIBULE
McNairy Librar 455	Library and Study Service	University Library	Library	0		40 VESTIBULE
McNairy Librar 455	Library and Study Service	University Library	Library	0		38 VESTIBULE
McNairy Librar 420	Stack	University Library	Library	0	3,099	GENERAL COLLECTIONS
McNairy Librar 310	Faculty Office Service	University Library	Library	0	229	OFFICE
McNairy Librar 310	Faculty Office Service	University Library	Library	0	432	OFFICE
McNairy Librar 310	Faculty Office Service	University Library	Library	0	198	OFFICE
McNairy Librar 455	Library and Study Service	University Library	Library	0	1,321	TECHNICAL SERVICES
McNairy Librar 310	Faculty Office Service	University Library	Library	0	138	OFFICE
McNairy Librar 310	Faculty Office Service	University Library	Library	0	135	OFFICE
McNairy Librar 310	Faculty Office Service	University Library	Library	0	141	OFFICE
McNairy Librar 310	Faculty Office Service	University Library	Library	0	140	OFFICE
McNairy Librar 310	Faculty Office Service	University Library	Library	0	141	OFFICE
McNairy Librar 310	Faculty Office Service	University Library	Library	0	140	OFFICE
McNairy Librar 440	Library Processing	University Library	Library	0	438	TECHNICAL SERVICES
McNairy Librar 310	Faculty Office Service	University Library	Library	0	138	OFFICE
McNairy Librar 310	Faculty Office Service	University Library	Library	0	137	OFFICE
McNairy Librar 310	Faculty Office Service	University Library	Library	0	135	OFFICE
McNairy Librar 350	Conference Room	University Library	Library	20	270	SHARED CONFERENCE
McNairy Librar 315	Administrative Office	University Library	Library	0	116	MAIL ROOM
McNairy Librar 315	Administrative Office	University Library	Library	0	104	STORAGE
McNairy Librar 420	Stack	University Library	Library	0	3,861	GENERAL COLLECTIONS
McNairy Librar 420	Stack	University Library	Library	0	1,906	HIGH DENSITY SPECIAL CO
McNairy Librar 310	Faculty Office Service	University Library	Library	0	201	OFFICE
McNairy Librar 455	Library and Study Service	University Library	Library	0	134	STORAGE
McNairy Librar 440	Library Processing	University Library	Library	0	1,010	ILL PROCESSING
McNairy Librar 310	Faculty Office Service	University Library	Library	0	139	OFFICE
McNairy Librar 310	Faculty Office Service	University Library	Library	0	132	OFFICE
McNairy Librar 310	Faculty Office Service	University Library	Library	0	610	LOADING RECEIVING
McNairy Librar 440	Library Processing	University Library	Library	0	728	BREAK ROOM
McNairy Librar 455	Library and Study Service	University Library	Library	0		



## ASF by Campus by Building without Unassignable Space Millersville University • Main Campus

Room Id	Room Use Code	Department	College/Administrative U	Stn Cnt	ASF	Features
McNairy Librar	420	Stack	University Library	0	4,146	HIGH DENSITY STORAGE
				<i>Total ASF for McNairy Library</i>		<u>78,979</u>
<b>Mercer28</b>						
<b>Building Id: MERCER2</b>						
MERCER28 10 970	House	Veterans Resource Center	Provost & VP for Academic Affairs	0	246	LIVING ROOM
MERCER28 10 970	House	Veterans Resource Center	Provost & VP for Academic Affairs	0	43	RESTROOM
MERCER28 10 970	House	Veterans Resource Center	Provost & VP for Academic Affairs	0	165	KITCHEN
MERCER28 10 970	House	Veterans Resource Center	Provost & VP for Academic Affairs	0	75	KITCHEN
MERCER28 20 970	House	Veterans Resource Center	Provost & VP for Academic Affairs	0	149	BEDROOM
MERCER28 20 970	House	Veterans Resource Center	Provost & VP for Academic Affairs	0	8	CLOSET
MERCER28 20 970	House	Veterans Resource Center	Provost & VP for Academic Affairs	0	73	BEDROOM
MERCER28 20 970	House	Veterans Resource Center	Provost & VP for Academic Affairs	0	14	CLOSET
MERCER28 20 970	House	Veterans Resource Center	Provost & VP for Academic Affairs	0	154	BEDROOM
MERCER28 20 970	House	Veterans Resource Center	Provost & VP for Academic Affairs	0	9	CLOSET
MERCER28 B- 970	House	Veterans Resource Center	Provost & VP for Academic Affairs	0	333	STORAGE
MERCER28 B- 970	House	Nonassignable	Nonassignable	0	35	STAIR BASEMENT
MERCER28 C- 970	House	Nonassignable	Nonassignable	0	54	CORRIDOR FLOOR 2
MERCER28 S- 970	House	Nonassignable	Nonassignable	0	31	STAIR #1
MERCER28 S- 970	House	Nonassignable	Nonassignable	0	29	STAIR #1
				<i>Total ASF for Mercer28</i>		<u>1,418</u>

### Mercer30

### Building Id: MERCER3

MERCER30 10 970	House	Veterans Resource Center	Provost & VP for Academic Affairs	0	149	LIVING ROOM
MERCER30 10 970	House	Veterans Resource Center	Provost & VP for Academic Affairs	0	143	LIVING ROOM
MERCER30 10 970	House	Veterans Resource Center	Provost & VP for Academic Affairs	0	49	RESTROOM
MERCER30 10 970	House	Veterans Resource Center	Provost & VP for Academic Affairs	0	75	KITCHEN
MERCER30 20 970	House	Veterans Resource Center	Provost & VP for Academic Affairs	0	149	BEDROOM
MERCER30 20 970	House	Veterans Resource Center	Provost & VP for Academic Affairs	0	8	CLOSET
MERCER30 20 970	House	Veterans Resource Center	Provost & VP for Academic Affairs	0	72	BEDROOM
MERCER30 20 970	House	Veterans Resource Center	Provost & VP for Academic Affairs	0	42	BATHROOM
MERCER30 20 970	House	Veterans Resource Center	Provost & VP for Academic Affairs	0	5	CLOSET
MERCER30 20 970	House	Veterans Resource Center	Provost & VP for Academic Affairs	0	140	BEDROOM
MERCER30 20 970	House	Veterans Resource Center	Provost & VP for Academic Affairs	0	4	CLOSET
MERCER30 20 970	House	Veterans Resource Center	Provost & VP for Academic Affairs	0	7	CLOSET

## ASF by Campus by Building without Unassignable Space Millersville University • Main Campus

Room Id	Room Use Code	Department	College/Administrative U	Stn Cnt	ASF	Features
MERCER30 20 970	House	Veterans Resource Center	Provost & VP for Academic Affairs	0	0	5 CLOSET
MERCER30 B- 970	House	Veterans Resource Center	Provost & VP for Academic Affairs	0	0	335 STORAGE
MERCER30 B- 970	House	Nonassignable	Nonassignable	0	0	70 MECHANICAL ROOM
MERCER30 B- 970	House	Nonassignable	Nonassignable	0	0	35 STAIRS BASEMENT
MERCER30 C- 970	House	Nonassignable	Nonassignable	0	0	112 CORRIDOR
MERCER30 C- 970	House	Nonassignable	Nonassignable	0	0	30 CORRIDOR FLOOR 2
MERCER30 S- 970	House	Nonassignable	Nonassignable	0	0	41 STAIRS #1
MERCER30 S- 970	House	Nonassignable	Nonassignable	0	0	29 STAIRS #1
<i>Total ASF for Mercer30</i>						<u>1,500</u>

### Mifflin House

### Building Id: MIFFLIN

MIFFLIN 100 325	Clerical Office	Dean, College of Education	Education & Human Services	0	0	371 OFFICE & WAITING AREA
MIFFLIN 101 315	Administrative Office	Dean, College of Education	Education & Human Services	0	0	155 OFFICE
MIFFLIN 101.1 320	Administrative Office Service	Dean, College of Education	Education & Human Services	0	0	12 CLOSET
MIFFLIN 102 315	Administrative Office	Dean, College of Education	Education & Human Services	0	0	155 OFFICE
MIFFLIN 102.1 320	Administrative Office Service	Dean, College of Education	Education & Human Services	0	0	12 CLOSET
MIFFLIN 103 315	Administrative Office	Dean, College of Education	Education & Human Services	0	0	126 OFFICE
MIFFLIN 103.1 320	Administrative Office Service	Dean, College of Education	Education & Human Services	0	0	12 CLOSET
MIFFLIN 104 365	Conference Room	Dean, College of Education	Education & Human Services	0	0	155 CONFERENCE ROOM
MIFFLIN 105 330	Clerical Office Service	Dean, College of Education	Education & Human Services	0	0	188 FILE ROOM
MIFFLIN 105.1 330	Clerical Office Service	Dean, College of Education	Education & Human Services	0	0	12 CLOSET
MIFFLIN 200 315	Administrative Office	Dean, College of Education	Education & Human Services	0	0	154 OFFICE
MIFFLIN 200.1 320	Administrative Office Service	Dean, College of Education	Education & Human Services	0	0	12 CLOSET
MIFFLIN 201 315	Administrative Office	Dean, College of Education	Education & Human Services	0	0	168 OFFICE
MIFFLIN 201.1 320	Administrative Office Service	Dean, College of Education	Education & Human Services	0	0	7 CLOSET
MIFFLIN 202 336	Student Worker Office	Dean, College of Education	Education & Human Services	0	0	98 OFFICE
MIFFLIN 202.1 320	Administrative Office Service	Dean, College of Education	Education & Human Services	0	0	6 CLOSET
MIFFLIN 203 336	Student Worker Office	Dean, College of Education	Education & Human Services	0	0	102 OFFICE
MIFFLIN 203.1 320	Administrative Office Service	Dean, College of Education	Education & Human Services	0	0	6 CLOSET
MIFFLIN 204 315	Administrative Office	Dean, College of Education	Education & Human Services	0	0	132 OFFICE
MIFFLIN 204.1 320	Administrative Office Service	Dean, College of Education	Education & Human Services	0	0	6 CLOSET
MIFFLIN 205 315	Administrative Office	Dean, College of Education	Education & Human Services	0	0	76 OFFICE
MIFFLIN 208 315	Administrative Office	Dean, College of Education	Education & Human Services	0	0	128 OFFICE
MIFFLIN 208.1 320	Administrative Office Service	Dean, College of Education	Education & Human Services	0	0	6 CLOSET

## ASF by Campus by Building without Unassignable Space Millersville University • Main Campus

Room Id	Room Use Code	Department	College/Administrative U	Stn Cnt	ASF	Features
<i>Total ASF for Mifflin House</i>						
<i>2,099</i>						
<b>Montgomery House</b>						
<b>Building Id: MONTGO</b>						
MONTGOMER 315	Administrative Office	Facilities Management	Finance & Administration	0	0	148 OFFICE
MONTGOMER 320	Administrative Office Service	Facilities Management	Finance & Administration	0	0	10 CLOSET
MONTGOMER 320	Administrative Office Service	Facilities Management	Finance & Administration	0	0	6 CLOSET
MONTGOMER 320	Administrative Office Service	Facilities Management	Finance & Administration	0	0	140 KITCHEN/COPY ROOM
MONTGOMER 315	Administrative Office	Facilities Management	Finance & Administration	0	0	108 OFFICE
MONTGOMER 325	Clerical Office	Facilities Management	Finance & Administration	0	0	167 OFFICE
MONTGOMER 315	Administrative Office	Facilities Management	Finance & Administration	0	0	220 OFFICE
MONTGOMER 315	Administrative Office	Facilities Management	Finance & Administration	0	0	36 OFFICE
MONTGOMER 315	Administrative Office	Facilities Management	Finance & Administration	0	0	178 OFFICE
MONTGOMER 320	Administrative Office Service	Facilities Management	Finance & Administration	0	0	4 CLOSET
MONTGOMER 320	Administrative Office Service	Facilities Management	Finance & Administration	0	0	35 STORAGE
MONTGOMER 730	Central Storage	Facilities Management	Finance & Administration	0	0	264 CENTRAL STORAGE
MONTGOMER 730	Central Storage	Facilities Management	Finance & Administration	0	0	120 CENTRAL STORAGE
MONTGOMER 725	Shop Service	Facilities Management	Finance & Administration	0	0	77 STORAGE
MONTGOMER 315	Administrative Office	Facilities Management	Finance & Administration	0	0	253 OFFICE
MONTGOMER 720	Shop	Facilities Management	Finance & Administration	0	0	240 SHOP
<i>Total ASF for Montgomery House</i>						
<i>2,006</i>						

<b>Montour House</b>						
<b>Building Id: MONTOU</b>						
MONTOUR 10 320	Administrative Office Service	Center Health Education & Promotion	Student Affairs & Enrollment Mgmt	0	0	138 OFFICE
MONTOUR 10 325	Clerical Office	Center Health Education & Promotion	Student Affairs & Enrollment Mgmt	0	0	138 OFFICE
MONTOUR 10 320	Administrative Office Service	Center Health Education & Promotion	Student Affairs & Enrollment Mgmt	0	0	132 OFFICE
MONTOUR 10 320	Administrative Office Service	Center Health Education & Promotion	Student Affairs & Enrollment Mgmt	0	0	216 OFFICE
MONTOUR 10 320	Administrative Office Service	Center Health Education & Promotion	Student Affairs & Enrollment Mgmt	0	0	4 CLOSET
MONTOUR 10 320	Administrative Office Service	Center Health Education & Promotion	Student Affairs & Enrollment Mgmt	0	0	119 KITCHEN
MONTOUR 10 336	Student Worker Office	Center Health Education & Promotion	Student Affairs & Enrollment Mgmt	0	0	137 OFFICE
MONTOUR 10 335	Graduate Student Assistant Office	Center Health Education & Promotion	Student Affairs & Enrollment Mgmt	0	0	78 OFFICE
MONTOUR 10 725	Shop Service	Nonassignable	Nonassignable	0	0	215 GARAGE STORAGE
MONTOUR 11 725	Shop Service	Nonassignable	Nonassignable	0	0	215 GARAGE STORAGE
MONTOUR 20 315	Administrative Office	Center Health Education & Promotion	Student Affairs & Enrollment Mgmt	0	0	150 OFFICE
MONTOUR 20 315	Administrative Office	Center Health Education & Promotion	Student Affairs & Enrollment Mgmt	0	0	138 OFFICE

## ASF by Campus by Building without Unassignable Space Millersville University • Main Campus

Room Id	Room Use Code	Department	College/Administrative U	Stn Cnt	ASF	Features
MONTOUR 20 320	Administrative Office Service	Center Health Education & Promotion	Student Affairs & Enrollment Mgmt	0		6 CLOSET
MONTOUR 20 336	Student Worker Office	Center Health Education & Promotion	Student Affairs & Enrollment Mgmt	0		111 OFFICE
MONTOUR 20 342	Student Worker Office Service	Center Health Education & Promotion	Student Affairs & Enrollment Mgmt	0		6 CLOSET
MONTOUR 20 315	Administrative Office	Center Health Education & Promotion	Student Affairs & Enrollment Mgmt	0		188 OFFICE
MONTOUR 20 335	Graduate Student Assistant Offic	Center Health Education & Promotion	Student Affairs & Enrollment Mgmt	0		47 CLOSET
<i>Total ASF for Montour House</i>						<u>2,038</u>

### Nichols House

### Building Id: NICHOLS

NICHOLS 101 325	Clerical Office	Earth Sciences	Science & Technology	0		311 OFFICE
NICHOLS 102 305	Faculty Office	Earth Sciences	Science & Technology	0		132 OFFICE
NICHOLS 104 330	Clerical Office Service	Earth Sciences	Science & Technology	0		41 STORAGE
NICHOLS 105 305	Faculty Office	Earth Sciences	Science & Technology	0		84 OFFICE
NICHOLS 106 305	Faculty Office	Earth Sciences	Science & Technology	0		91 OFFICE
NICHOLS 107 310	Faculty Office Service	Earth Sciences	Science & Technology	0		7 CLOSET
NICHOLS 107. 310	Faculty Office Service	Earth Sciences	Science & Technology	0		7 CLOSET
NICHOLS 108 310	Faculty Office Service	Earth Sciences	Science & Technology	0		43 STORAGE
NICHOLS 109 310	Faculty Office Service	Earth Sciences	Science & Technology	0		205 FAC. SER.
NICHOLS 110 210	Teaching Lab	Earth Sciences	Science & Technology	0		448 LAB
NICHOLS 111 305	Faculty Office	Earth Sciences	Science & Technology	0		89 OFFICE
NICHOLS 113 305	Faculty Office	Earth Sciences	Science & Technology	0		142 OFFICE
NICHOLS 201 305	Faculty Office	Dean, College of Science and Technolo	Science & Technology	0		125 OFFICE
NICHOLS 202 305	Faculty Office	Dean, College of Science and Technolo	Science & Technology	0		82 OFFICE
NICHOLS 204 305	Faculty Office	Dean, College of Science and Technolo	Science & Technology	0		130 OFFICE
NICHOLS 205 305	Faculty Office	Dean, College of Science and Technolo	Science & Technology	0		113 OFFICE
<i>Total ASF for Nichols House</i>						<u>2,050</u>

### Northampton House

### Building Id: NORTHA

NORTHAMPTO 970	House	Inactive Conversion	Inactive Space	0		132 FRONT ROOM
NORTHAMPTO 970	House	Inactive Conversion	Inactive Space	0		8 CLOSET
NORTHAMPTO 970	House	Inactive Conversion	Inactive Space	0		149 LIVING ROOM
NORTHAMPTO 970	House	Inactive Conversion	Inactive Space	0		189 KITCHEN
NORTHAMPTO 970	House	Inactive Conversion	Inactive Space	0		56 LAUNDRY
NORTHAMPTO 970	House	Inactive Conversion	Inactive Space	0		132 BEDROOM
NORTHAMPTO 970	House	Inactive Conversion	Inactive Space	0		8 CLOSET

## ASF by Campus by Building without Unassignable Space Millersville University • Main Campus

Room Id	Room Use Code	Department	College/Administrative U	Stn Cnt	ASF	Features
NORTHAMPTO 970	House	Inactive Conversion	Inactive Space	0		30 BATHROOM
NORTHAMPTO 970	House	Inactive Conversion	Inactive Space	0		170 BEDROOM
NORTHAMPTO 970	House	Inactive Conversion	Inactive Space	0		14 CLOSET
NORTHAMPTO 970	House	Inactive Conversion	Inactive Space	0		143 BEDROOM
NORTHAMPTO 970	House	Inactive Conversion	Inactive Space	0		10 CLOSET
NORTHAMPTO 970	House	Inactive Conversion	Inactive Space	0		30 STAIR #1 & Landing
<i>Total ASF for Northampton House</i>					1,071	

### Northumberland House

### Building Id: NORTHU

NORTHUMBER 050	Inactive Area	Inactive Conversion	Inactive Space	0		248 OFFICE
NORTHUMBER 050	Inactive Area	Inactive Conversion	Inactive Space	0		108 OFFICE
NORTHUMBER 050	Inactive Area	Inactive Conversion	Inactive Space	0		9 CLOSET
NORTHUMBER 050	Inactive Area	Inactive Conversion	Inactive Space	0		122 OFFICE
NORTHUMBER 050	Inactive Area	Inactive Conversion	Inactive Space	0		108 KITCHEN
NORTHUMBER 050	Inactive Area	Inactive Conversion	Inactive Space	0		100 OFFICE
NORTHUMBER 050	Inactive Area	Inactive Conversion	Inactive Space	0		143 OFFICE
NORTHUMBER 050	Inactive Area	Inactive Conversion	Inactive Space	0		7 CLOSET
NORTHUMBER 050	Inactive Area	Inactive Conversion	Inactive Space	0		121 OFFICE
NORTHUMBER 050	Inactive Area	Inactive Conversion	Inactive Space	0		5 CLOSET
NORTHUMBER 050	Inactive Area	Inactive Conversion	Inactive Space	0		5 CLOSET
NORTHUMBER 050	Inactive Area	Inactive Conversion	Inactive Space	0		225 OFFICE
<i>Total ASF for Northumberland House</i>					1,208	

### Osburn

### Building Id: OSBUR

OSBUR 103	Lounge	Industry and Technology	Science & Technology	0		895 STUDENT LOUNGE
OSBUR 106	Conference Room	Industry and Technology	Science & Technology	0		105 MEETING ROOM
OSBUR 107	Administrative Office	Industry and Technology	Science & Technology	0		103 ADMINISTRATIVE OFFICE
OSBUR 108	Faculty Office	Industry and Technology	Science & Technology	0		104 FACULTY OFFICE
OSBUR 109	Faculty Office	Industry and Technology	Science & Technology	0		104 FACULTY OFFICE
OSBUR 110	Faculty Office	Industry and Technology	Science & Technology	0		104 FACULTY OFFICE
OSBUR 111	Faculty Office	Industry and Technology	Science & Technology	0		105 FACULTY OFFICE
OSBUR 114	Teaching Lab Service	Industry and Technology	Science & Technology	0		205 STORAGE
OSBUR 118	Teaching Lab	Industry and Technology	Science & Technology	0		512 R & D LAB

## ASF by Campus by Building without Unassignable Space Millersville University • Main Campus

Room Id	Room Use Code	Department	College/Administrative U	Stn Cnt	ASF	Features
OSBUR 119	Classroom	Industry and Technology	Science & Technology	24	506	CLASSROOM
OSBUR 120	Classroom	Industry and Technology	Science & Technology	28	752	CLASSROOM
OSBUR 121	Teaching Lab	Industry and Technology	Science & Technology	24	1,256	ELECTRONICS LAB
OSBUR 121A	Teaching Lab Service	Industry and Technology	Science & Technology	0	306	ELECTRONICS LAB STORAG
OSBUR 122	Teaching Lab	Industry and Technology	Science & Technology	24	1,840	AUTOMATION & CONTROL
OSBUR 122A	Teaching Lab	Industry and Technology	Science & Technology	0	369	CIM LAB
OSBUR 123	Teaching Lab	Industry and Technology	Science & Technology	24	1,667	EPT LAB
OSBUR 123A	Teaching Lab	Industry and Technology	Science & Technology	0	244	HYDRAULICS LAB
OSBUR 123B	Teaching Lab Service	Industry and Technology	Science & Technology	0	218	EPT LAB STORAGE
OSBUR 125	Hazardous Materials	Industry and Technology	Science & Technology	0	109	HAZ MAT STORAGE
OSBUR 200	Classroom	Industry and Technology	Science & Technology	0	1,076	MULTIPURPOSE ROOM SID
OSBUR 201	Classroom	Industry and Technology	Science & Technology	0	889	MULTIPURPOSE ROOM SID
OSBUR 202A	Clerical Office	Industry and Technology	Science & Technology	0	162	OFFICE MANAGER
OSBUR 202B	Clerical Office Service	Industry and Technology	Science & Technology	0	67	STORAGE
OSBUR 202C	Faculty Office	Industry and Technology	Science & Technology	0	156	DEPT CHAIR OFFICE
OSBUR 202D	Faculty Office	Industry and Technology	Science & Technology	0	96	FACULTY OFFICE
OSBUR 202E	Faculty Office	Industry and Technology	Science & Technology	0	96	FACULTY OFFICE
OSBUR 202F	Faculty Office	Industry and Technology	Science & Technology	0	99	FACULTY OFFICE
OSBUR 202G	Faculty Office	Industry and Technology	Science & Technology	0	99	FACULTY OFFICE
OSBUR 202H	Conference Room	Industry and Technology	Science & Technology	0	315	CONFERENCE ROOM
OSBUR 202I	Clerical Office	Industry and Technology	Science & Technology	0	74	CLERICAL OFFICE
OSBUR 202J	Clerical Office Service	Industry and Technology	Science & Technology	0	17	CLOSET
OSBUR 203	Teaching Lab	Industry and Technology	Science & Technology	24	2,796	METALLIC MATERIALS PRO
OSBUR 203A	Teaching Lab Service	Industry and Technology	Science & Technology	0	199	STORAGE
OSBUR 203B	Teaching Lab Service	Industry and Technology	Science & Technology	0	263	STORAGE
OSBUR 203C	Teaching Lab	Industry and Technology	Science & Technology	0	117	FOUNDRY AREA
OSBUR 203D	Teaching Lab	Industry and Technology	Science & Technology	0	172	COMPUTER RESOURCE ARE
OSBUR 204	Teaching Lab	Industry and Technology	Science & Technology	24	3,082	PRODUCTION MANUFACTU
OSBUR 204A	Teaching Lab Service	Industry and Technology	Science & Technology	0	311	LAB STORAGE
OSBUR 204B	Teaching Lab Service	Industry and Technology	Science & Technology	0	331	STUDENT STORAGE
OSBUR 204C	Teaching Lab	Industry and Technology	Science & Technology	0	316	SHARED FINISHING & RESI
OSBUR 205	Teaching Lab	Industry and Technology	Science & Technology	24	1,507	POLYMERS / CERAMICS LAB
OSBUR 205A	Teaching Lab Service	Industry and Technology	Science & Technology	0	97	STUDENT STORAGE
OSBUR 205B	Teaching Lab Service	Industry and Technology	Science & Technology	0	171	LAB STORAGE
OSBUR 207	Teaching Lab	Industry and Technology	Science & Technology	24	2,336	GENERAL TECHNOLOGY LA
OSBUR 207A	Teaching Lab Service	Industry and Technology	Science & Technology	0	424	STORAGE

## ASF by Campus by Building without Unassignable Space Millersville University • Main Campus

Room Id	Room Use Code	Department	College/Administrative U	Stn Cnt	ASF	Features
OSBUR 207B	215	Teaching Lab Service	Industry and Technology	0	0	46 CLOSET
OSBUR 208	110	Classroom	Industry and Technology	0	0	931 SEMINAR ROOM
OSBUR 208A	210	Teaching Lab	Industry and Technology	0	0	969 COMPUTER IDEATION & M
OSBUR 208B	250	Research Lab	Industry and Technology	0	0	148 COMPUTER ROOM RESEAR
OSBUR 208C	250	Research Lab	Industry and Technology	0	0	164 BIO RELATED
OSBUR 209	310	Faculty Office Service	Industry and Technology	0	0	112 ADMIN STORAGE
OSBUR 210	305	Faculty Office	Industry and Technology	0	0	113 FACULTY OFFICE
OSBUR 211	305	Faculty Office	Industry and Technology	0	0	100 FACULTY OFFICE
OSBUR 212	305	Faculty Office	Industry and Technology	0	0	100 FACULTY OFFICE
OSBUR 213	305	Faculty Office	Industry and Technology	0	0	97 FACULTY OFFICE
OSBUR 215	110	Classroom	Industry and Technology	26	26	551 CLASSROOM
OSBUR 215A	115	Classroom Service	Industry and Technology	0	0	78 STORAGE
OSBUR 216	110	Classroom	Industry and Technology	27	27	524 CLASSROOM
OSBUR 219	310	Faculty Office Service	Industry and Technology	0	0	21 CLOSET
OSBUR 300	210	Teaching Lab	Industry and Technology	24	24	1,672 ADVANCED CADD / RAPID P
OSBUR 300A	215	Teaching Lab Service	Industry and Technology	0	0	53 ADVANCED CADD / RAPID P
OSBUR 301	210	Teaching Lab	Industry and Technology	24	24	1,451 DRAFTING / DESIGN LAB
OSBUR 301A	215	Teaching Lab Service	Industry and Technology	0	0	36 DRAFTING / DESIGN LAB S
OSBUR 302	210	Teaching Lab	Industry and Technology	24	24	1,303 CADD / GENERAL PC LAB
OSBUR 302A	215	Teaching Lab Service	Industry and Technology	0	0	74 CADD / GENERAL PC LAB S
OSBUR 303	210	Teaching Lab	Industry and Technology	24	24	1,378 DESKTOP PUBLISHING LAB
OSBUR 304	210	Teaching Lab	Industry and Technology	24	24	2,002 GRAPHICS COMMUNICATIO
OSBUR 304A	215	Teaching Lab Service	Industry and Technology	0	0	151 GRAPHICS COMMUNICATIO
OSBUR 304B	210	Teaching Lab	Industry and Technology	0	0	648 PRESS ROOM
OSBUR 304C	210	Teaching Lab	Industry and Technology	0	0	374 R & D LAB
OSBUR 304D	215	Teaching Lab Service	Industry and Technology	0	0	163 STORAGE
OSBUR 305	210	Teaching Lab	Industry and Technology	0	0	127 FILM LOAD / DEVELOP
OSBUR 306	210	Teaching Lab	Industry and Technology	0	0	370 DARKROOM
OSBUR 307	110	Classroom	Industry and Technology	26	26	860 CLASSROOM
OSBUR 308	110	Classroom	Industry and Technology	31	31	864 CLASSROOM
OSBUR 309	110	Classroom	Industry and Technology	33	33	893 CLASSROOM
OSBUR 310	335	Graduate Student Assistant Office	Industry and Technology	0	0	522 GRADUATE ASSISTANT RES
OSBUR 310A	315	Administrative Office	Industry and Technology	0	0	101 LAB TECH OFFICE
OSBUR 310B	320	Administrative Office Service	Industry and Technology	0	0	76 LAB TECH STORAGE
OSBUR 311	210	Teaching Lab	Industry and Technology	24	24	916 FIRE PROTECTION / HAZM
OSBUR 312	210	Teaching Lab	Industry and Technology	24	24	1,581 SAFETY ENGINEERING LAB

## ASF by Campus by Building without Unassignable Space Millersville University • Main Campus

Room Id	Room Use Code	Department	College/Administrative U	Stn Cnt	ASF	Features
OSBUR 313	Teaching Lab Service	Industry and Technology	Science & Technology	0		124 STORAGE
OSBUR 314	Teaching Lab	Industry and Technology	Science & Technology	24		991 INDUSTRIAL HYGIENE LAB
OSBUR 314A	Teaching Lab Service	Industry and Technology	Science & Technology	0		144 STORAGE
OSBUR 315	Teaching Lab	Industry and Technology	Science & Technology	24		781 ERGONOMICS, ACOUSTICS,
OSBUR 316	Faculty Office	Industry and Technology	Science & Technology	0		82 FACULTY OFFICE
OSBUR 317	Faculty Office	Industry and Technology	Science & Technology	0		82 FACULTY OFFICE
OSBUR 318	Faculty Office	Industry and Technology	Science & Technology	0		82 FACULTY OFFICE
OSBUR 319	Faculty Office	Industry and Technology	Science & Technology	0		89 FACULTY OFFICE
OSBUR 320	Faculty Office	Industry and Technology	Science & Technology	0		94 FACULTY OFFICE
OSBUR 321	Faculty Office	Industry and Technology	Science & Technology	0		95 FACULTY OFFICE
OSBUR 322	Faculty Office	Industry and Technology	Science & Technology	0		96 FACULTY OFFICE
OSBUR 323	Faculty Office	Industry and Technology	Science & Technology	0		93 FACULTY OFFICE
OSBUR 324	Faculty Office	Industry and Technology	Science & Technology	0		96 FACULTY OFFICE
OSBUR 325	Faculty Office Service	Industry and Technology	Science & Technology	0		55 CLOSET
OSBUR 327	Research Lab	Industry and Technology	Science & Technology	0		444 MEDIA ROOM
OSBUR 327A	Teaching Lab Service	Industry and Technology	Science & Technology	0		77 STORAGE
				<i>Total ASF for Osburn</i>		47,766

### Palmer

### Building Id: PALMER

PALMER 100	Administrative Office	Facilities Management	Finance & Administration	0		566 MAIN OFFICE
PALMER 100A	Administrative Office	Facilities Management	Finance & Administration	0		139 DIRECTOR MAINTENANCE
PALMER 100B	Administrative Office	Capital Construction, Contracting and Purchasing	Finance & Administration	0		117 DIRECTOR OF CONSTRUCT
PALMER 101	Central Service	Purchasing	Finance & Administration	0		1,425 RECEIVING AREA
PALMER 101A	Central Service Support	Purchasing	Finance & Administration	0		1,485 PAPER STORAGE ROOM
PALMER 101B	Central Service Support	Purchasing	Finance & Administration	0		95 RECEIVING PERSONNEL BR
PALMER 101C	Administrative Office	Facilities Management	Finance & Administration	0		92 MOVING CREW OFFICE
PALMER 101D	Administrative Office	Purchasing	Finance & Administration	0		94 RECEIVING OFFICE
PALMER 101E	Administrative Office	Purchasing	Finance & Administration	0		97 STOCK CLERK OFFICE
PALMER 102	Administrative Office Service	Facilities Management	Finance & Administration	0		177 RESOURCE ROOM
PALMER 104	Administrative Office Service	Capital Construction, Contracting and	Finance & Administration	0		1,357 CONSTRUCTION GROUP SU
PALMER 104A	Administrative Office	Capital Construction, Contracting and	Finance & Administration	0		115 PROJECT MANAGER'S OFFI
PALMER 104B	Administrative Office	Capital Construction, Contracting and	Finance & Administration	0		115 OFFICE
PALMER 104C	Administrative Office	Capital Construction, Contracting and	Finance & Administration	0		115 OFFICE
PALMER 104D	Administrative Office	Capital Construction, Contracting and	Finance & Administration	0		115 OFFICE
PALMER 104E	Administrative Office	Capital Construction, Contracting and	Finance & Administration	0		115 OFFICE



## ASF by Campus by Building without Unassignable Space Millersville University • Main Campus

Room Id	Room Use Code	Department	College/Administrative U	Stn Cnt	ASF	Features
PALMER 104F 320	Administrative Office Service	Capital Construction, Contracting and	Finance & Administration	0	166	FILE ROOM
PALMER 104G 315	Administrative Office	Capital Construction, Contracting and	Finance & Administration	0	119	OFFICE
PALMER 104H 315	Administrative Office	Capital Construction, Contracting and	Finance & Administration	0	116	OFFICE
PALMER 104I 315	Administrative Office	Capital Construction, Contracting and	Finance & Administration	0	115	OFFICE
PALMER 104J 315	Administrative Office	Capital Construction, Contracting and	Finance & Administration	0	115	OFFICE
PALMER 104K 315	Administrative Office	Capital Construction, Contracting and	Finance & Administration	0	115	OFFICE
PALMER 104L 365	Conference Room	Capital Construction, Contracting and	Finance & Administration	0	318	CONFERENCE ROOM
PALMER 107 320	Administrative Office Service	Facilities Management	Finance & Administration	0	274	BREAK ROOM
PALMER 109 720	Shop	Facilities Management	Finance & Administration	0	4,250	MAINTENANCE SHOP
PALMER 109A 315	Administrative Office	Facilities Management	Finance & Administration	0	96	ENERGY MANAGEMENT OFF
PALMER 109B 315	Administrative Office	Facilities Management	Finance & Administration	0	115	HVAC FOREMAN OFFICE
PALMER 109C 315	Administrative Office	Facilities Management	Finance & Administration	0	115	PLUMBING FOREMAN OFFI
PALMER 109D 315	Administrative Office	Facilities Management	Finance & Administration	0	115	ELECTRICAL FOREMAN OFF
PALMER 109E 720	Shop	Facilities Management	Finance & Administration	0	393	LOCK SHOP
PALMER 109F 720	Shop	Facilities Management	Finance & Administration	0	393	PAINT SHOP
PALMER 109F. 315	Administrative Office	Facilities Management	Finance & Administration	0	120	PAINT FOREMAN OFFICE
PALMER 109G 720	Shop	Facilities Management	Finance & Administration	0	832	CARPENTER SHOP
PALMER 109G. 315	Administrative Office	Facilities Management	Finance & Administration	0	120	CARPENTER FOREMAN OFF
PALMER 109H 730	Central Storage	Facilities Management	Finance & Administration	0	3,664	CARPENTER SHOP STORAGE
PALMER 109H. 730	Central Storage	Facilities Management	Finance & Administration	0	67	PAINT SHOP STORAGE
PALMER 110 755	Central Service Support	Purchasing	Finance & Administration	0	390	LOADING DOCK
PALMER M-1 730	Central Storage	Facilities Management	Finance & Administration	0	247	WELDING SHOP MEZZANIN
PALMER M-2 730	Central Storage	Facilities Management	Finance & Administration	0	189	ELECTRICAL SHOP MEZZAN
PALMER M-3 730	Central Storage	Facilities Management	Finance & Administration	0	1,402	CARPENTER SHOP STORAGE
<i>Total ASF for Palmer</i>					20,065	

### Perry House

### Building Id: PERRY

PERRY 100 310	Faculty Office Service	Psychology	Education & Human Services	0	192	RECEPTION
PERRY 101 305	Faculty Office	English	Arts, Humanities, & Social Sciences	0	132	OFFICE
PERRY 101.1 310	Faculty Office Service	Psychology	Education & Human Services	0	8	CLOSET
PERRY 102 305	Faculty Office	Psychology	Education & Human Services	0	120	OFFICE
PERRY 104 335	Graduate Student Assistant Offc	Psychology	Education & Human Services	0	118	OFFICE
PERRY 201 305	Faculty Office	Psychology	Education & Human Services	0	120	OFFICE
PERRY 201.1 310	Faculty Office Service	Psychology	Education & Human Services	0	6	CLOSET
PERRY 202 305	Faculty Office	Psychology	Education & Human Services	0	144	OFFICE

## ASF by Campus by Building without Unassignable Space

### Millersville University • Main Campus

Room Id	Room Use Code	Department	College/Administrative U	Stn Cnt	ASF	Features
PERRY 202.1	310 Faculty Office Service	Psychology	Education & Human Services	0	0	6 CLOSET
PERRY 203	305 Faculty Office	English	Arts, Humanities, & Social Sciences	0	0	144 OFFICE
PERRY 203.1	310 Faculty Office Service	English	Arts, Humanities, & Social Sciences	0	0	6 CLOSET
PERRY 205	310 Faculty Office Service	Psychology	Education & Human Services	0	0	6 CLOSET
PERRY B-1	725 Shop Service	Facilities Management	Finance & Administration	0	0	366 MAINTENANCE STORAGE
PERRY B-2	725 Shop Service	Facilities Management	Finance & Administration	0	0	169 MAINTENANCE STORAGE
PERRY GAR	720 Shop	Facilities Management	Finance & Administration	0	0	273 PLASTER SHOP
<i>Total ASF for Perry House</i>						<b>1,810</b>

### Philadelphia House

Room Id	Room Use Code	Department	College/Administrative U	Stn Cnt	ASF	Features
PHILADELPHI 650	Lounge	Commuting Student Lounge	Student Affairs & Enrollment Mgmt	0	0	142 LOUNGE
PHILADELPHI 650	Lounge	Commuting Student Lounge	Student Affairs & Enrollment Mgmt	0	0	138 LOUNGE
PHILADELPHI 655	Lounge Service	Commuting Student Lounge	Student Affairs & Enrollment Mgmt	0	0	165 KITCHEN AREA
PHILADELPHI 655	Lounge Service	Commuting Student Lounge	Student Affairs & Enrollment Mgmt	0	0	158 KITCHEN AREA
PHILADELPHI 655	Lounge Service	Commuting Student Lounge	Student Affairs & Enrollment Mgmt	0	0	4 CLOSET
PHILADELPHI 650	Lounge	Commuting Student Lounge	Student Affairs & Enrollment Mgmt	0	0	138 LOUNGE
PHILADELPHI 650	Lounge	Commuting Student Lounge	Student Affairs & Enrollment Mgmt	0	0	142 LOUNGE
PHILADELPHI 670	Recreation	Commuting Student Lounge	Student Affairs & Enrollment Mgmt	0	0	142 OFFICE
PHILADELPHI 670	Recreation	Commuting Student Lounge	Student Affairs & Enrollment Mgmt	0	0	98 OFFICE
PHILADELPHI 670	Recreation	Commuting Student Lounge	Student Affairs & Enrollment Mgmt	0	0	81 OFFICE
PHILADELPHI 675	Recreation Service	Commuting Student Lounge	Student Affairs & Enrollment Mgmt	0	0	6 CLOSET
PHILADELPHI 670	Recreation	Commuting Student Lounge	Student Affairs & Enrollment Mgmt	0	0	81 OFFICE
PHILADELPHI 675	Recreation Service	Commuting Student Lounge	Student Affairs & Enrollment Mgmt	0	0	6 CLOSET
PHILADELPHI 650	Lounge	Commuting Student Lounge	Student Affairs & Enrollment Mgmt	0	0	92 LOUNGE
PHILADELPHI 655	Lounge Service	Commuting Student Lounge	Student Affairs & Enrollment Mgmt	0	0	126 OFFICE
PHILADELPHI 655	Lounge Service	Commuting Student Lounge	Student Affairs & Enrollment Mgmt	0	0	6 CLOSET
<i>Total ASF for Philadelphia House</i>						<b>1,525</b>

### Pike House

Room Id	Room Use Code	Department	College/Administrative U	Stn Cnt	ASF	Features
PIKE 100	365 Conference Room	Honors College	Provost & VP for Academic Affairs	0	0	253 MEETING/CONFERENCE
PIKE 102	315 Administrative Office	Honors College	Provost & VP for Academic Affairs	0	0	70 OFFICE
PIKE 103	315 Administrative Office	Honors College	Provost & VP for Academic Affairs	0	0	108 OFFICE
PIKE 200	315 Administrative Office	Honors College	Provost & VP for Academic Affairs	0	0	226 OFFICE
PIKE 201	315 Administrative Office	Honors College	Provost & VP for Academic Affairs	0	0	143 OFFICE

## ASF by Campus by Building without Unassignable Space Millersville University • Main Campus

Room Id	Room Use Code	Department	College/Administrative U	Stn Cnt	ASF	Features
PIKE 201.1	Administrative Office Service	Honors College	Provost & VP for Academic Affairs	0	0	9 CLOSET
PIKE 201.2	Administrative Office Service	Honors College	Provost & VP for Academic Affairs	0	0	7 CLOSET
PIKE 202	Administrative Office Service	Honors College	Provost & VP for Academic Affairs	0	0	65 STORAGE
<i>Total ASF for Pike House</i>						<b>881</b>

### Potter House

### Building Id: POTTER

POTTER 101	Lounge	United Campus Ministries	Outside Organizations	0	0	169 LOUNGE AREA
POTTER 102	Lounge	United Campus Ministries	Outside Organizations	0	0	397 LOUNGE AREA
POTTER 103	Lounge Service	United Campus Ministries	Outside Organizations	0	0	157 KITCHEN
POTTER 104.1	Lounge Service	United Campus Ministries	Outside Organizations	0	0	10 CLOSET
POTTER 106	Lounge	United Campus Ministries	Outside Organizations	0	0	155 OFFICE
POTTER 107	Lounge	United Campus Ministries	Outside Organizations	0	0	219 OFFICE
<i>Total ASF for Potter House</i>						<b>1,107</b>

### Pucillo Gym

### Building Id: PUCIL

PUCIL 100	Athletic and P.E.	Athletics	Athletics	0	0	12,490 GYM FLOOR AREA
PUCIL 101	Athletic and P.E.	Athletics	Athletics	0	0	6,733 POOL AREA
PUCIL 102	Food Facility	Athletics	Athletics	0	0	399 SNACK BAR AREA & CONCE
PUCIL 103	Athletic and P.E. Service	Athletics	Athletics	0	0	251 EQUIPMENT & EVENT STOR
PUCIL 105	Athletic and P.E. Service	Athletics	Athletics	0	0	1,424 MEN'S LOCKER ROOM, POO
PUCIL 106	Faculty Office	Wellness & Sport Sciences	Education & Human Services	0	0	59 OFFICE, STORAGE CLOSET
PUCIL 107	Graduate Student Assistant Offic	Wellness & Sport Sciences	Education & Human Services	0	0	117 OFFICE
PUCIL 108	Faculty Office Service	Wellness & Sport Sciences	Education & Human Services	0	0	59 KITCHEN & SNACK AREA
PUCIL 109	Faculty Office	Wellness & Sport Sciences	Education & Human Services	0	0	117 OFFICE
PUCIL 110	Faculty Office	Wellness & Sport Sciences	Education & Human Services	0	0	117 OFFICE
PUCIL 111	Faculty Office	Wellness & Sport Sciences	Education & Human Services	0	0	117 OFFICE
PUCIL 112	Faculty Office	Wellness & Sport Sciences	Education & Human Services	0	0	117 OFFICE
PUCIL 113	Faculty Office	Wellness & Sport Sciences	Education & Human Services	0	0	117 OFFICE
PUCIL 114	Faculty Office	Wellness & Sport Sciences	Education & Human Services	0	0	117 OFFICE
PUCIL 115	Faculty Office	Wellness & Sport Sciences	Education & Human Services	0	0	117 OFFICE
PUCIL 116	Faculty Office	Wellness & Sport Sciences	Education & Human Services	0	0	117 OFFICE
PUCIL 117	Athletic and P.E. Service	Campus Recreation	Student Affairs & Enrollment Mgmt	0	0	63 POOL STORAGE & CONTRO
PUCIL 119	Athletic and P.E. Service	Athletics	Athletics	0	0	1,199 LADIES LOCKER ROOM, PO
PUCIL 120	Athletic and P.E. Service	Athletics	Athletics	0	0	281 POOL STORAGE

## ASF by Campus by Building without Unassignable Space Millersville University • Main Campus

Room Id	Room Use Code	Department	College/Administrative U	Stn Cnt	ASF	Features
PUCIL 121	Faculty Office	Athletics	Athletics	0	0	60 OFFICE, POOL AREA
PUCIL 122	Athletic and P.E. Service	Athletics	Athletics	0	0	422 LAUNDRY ROOM (SPORTS)
PUCIL 122A	Athletic and P.E. Service	Wellness & Sport Sciences	Education & Human Services	0	0	70 UNDER STAIRS STORAGE
PUCIL 123	Athletic and P.E. Service	Athletics	Athletics	0	0	759 LOCKER ROOM
PUCIL 123A	Athletic and P.E. Service	Athletics	Athletics	0	0	58 RESTROOM
PUCIL 123B	Athletic and P.E. Service	Athletics	Athletics	0	0	174 SHOWER
PUCIL 129	Administrative Office	Athletics	Athletics	0	0	429 TRAINING OFFICE
PUCIL 130	Athletic and P.E. Service	Athletics	Athletics	0	0	146 WHIRLPOOL
PUCIL 131	Athletic and P.E. Service	Athletics	Athletics	0	0	68 ICE ROOM
PUCIL 132	Athletic and P.E. Service	Athletics	Athletics	0	0	772 TRAINING ROOM
PUCIL 136.1	Athletic and P.E. Service	Athletics	Athletics	0	0	84 STORAGE UNDER STAIRS
PUCIL 136.2	Athletic and P.E. Service	Wellness & Sport Sciences	Education & Human Services	0	0	381 REHAB ROOM & STORAGE
PUCIL 136.2A	Faculty Office	Wellness & Sport Sciences	Education & Human Services	0	0	87 FACULTY OFFICE
PUCIL 137	Athletic and P.E. Service	Athletics	Athletics	0	0	252 MEN'S RESTROOM
PUCIL 137A	Athletic and P.E. Service	Athletics	Athletics	0	0	526 MEN'S LOCKER ROOM
PUCIL 137B	Athletic and P.E. Service	Athletics	Athletics	0	0	100 MEN'S SHOWER AREA
PUCIL 137C	Athletic and P.E. Service	Wellness & Sport Sciences	Education & Human Services	0	0	1,664 FITNESS ROOM
PUCIL 140	Athletic and P.E. Service	Athletics	Athletics	0	0	595 LOCKER ROOM, LADIES
PUCIL 141	Athletic and P.E. Service	Athletics	Athletics	0	0	187 STORAGE
PUCIL 142	Athletic and P.E. Service	Campus Recreation	Student Affairs & Enrollment Mgmt	0	0	200 STORAGE
PUCIL 143	Athletic and P.E. Service	Athletics	Athletics	0	0	129 STORAGE
PUCIL 155	Athletic and P.E. Service	Athletics	Athletics	0	0	365 LOCKER ROOM
PUCIL 155A	Athletic and P.E. Service	Athletics	Athletics	0	0	76 SAUNA
PUCIL 155B	Athletic and P.E. Service	Athletics	Athletics	0	0	187 MEN'S RESTROOM
PUCIL 155C	Athletic and P.E. Service	Athletics	Athletics	0	0	90 MEN'S SHOWER
PUCIL 201	Athletic and P.E. Service	Athletics	Athletics	0	0	36 STORAGE
PUCIL 202	Athletic and P.E. Service	Athletics	Athletics	0	0	8,164 TOTAL TRACK AREA AROUND
PUCIL 208	Classroom	Wellness & Sport Sciences	Education & Human Services	40	40	648 CLASSROOM
PUCIL 209	Classroom	Wellness & Sport Sciences	Education & Human Services	40	40	648 CLASSROOM
PUCIL 210	Clerical Office	Campus Recreation	Student Affairs & Enrollment Mgmt	0	0	318 OFFICE
PUCIL 210A	Faculty Office	Campus Recreation	Student Affairs & Enrollment Mgmt	0	0	161 FACULTY OFFICE
PUCIL 210B	Administrative Office	Campus Recreation	Student Affairs & Enrollment Mgmt	0	0	157 ADMIN OFFICE
PUCIL 211	Classroom	Wellness & Sport Sciences	Education & Human Services	45	45	669 CLASSROOM
PUCIL 212	Classroom	Wellness & Sport Sciences	Education & Human Services	15	15	621 CLASSROOM
PUCIL G04A	Athletic and P.E. Service	Athletics	Athletics	0	0	738 ATHLETICS STORAGE
PUCIL G15	Athletic and P.E. Service	Athletics	Athletics	0	0	2,830 WRESTLING ROOM

## ASF by Campus by Building without Unassignable Space Millersville University • Main Campus

Room Id	Room Use Code	Department	College/Administrative U	Stn Cnt	ASF	Features
PUCIL G15A	Athletic and P.E. Service	Athletics	Athletics	0		85 WRESTLING OFFICE
PUCIL G16	Athletic and P.E. Service	Campus Recreation	Student Affairs & Enrollment Mgmt	0		455 LOCKER & STORAGE ROOM
PUCIL I&R	Clerical Office	Wellness & Sport Sciences	Education & Human Services	0		116 INTRAMURALS OFFICE
PUCILLO PRES 520	Athletic and P.E.	Wellness & Sport Sciences	Education & Human Services	0		496 ATHLETICS
PUCILLO PRES 520	Athletic and P.E.	Wellness & Sport Sciences	Education & Human Services	0		496 ATHLETICS
<i>Total ASF for Pucillo Gym</i>						<b>48,530</b>

### Roddy

### Building Id: RODDY

RODDY 132	Faculty Office	Computer Science	Science & Technology	0		253 OFFICE
RODDY 132A	Faculty Office	Computer Science	Science & Technology	0		210 OFFICE
RODDY 133	Faculty Office	Computer Science	Science & Technology	0		168 OFFICE
RODDY 134	Faculty Office	Computer Science	Science & Technology	0		168 OFFICE
RODDY 135	Clerical Office Service	Computer Science	Science & Technology	0		171 OFFICE SERVICE
RODDY 136	Classroom	Computer Science	Science & Technology	27		500 CLASSROOM
RODDY 137	Faculty Office	Computer Science	Science & Technology	0		154 OFFICE
RODDY 138	Faculty Office	Computer Science	Science & Technology	0		168 OFFICE
RODDY 139	Faculty Office	Computer Science	Science & Technology	0		187 OFFICE
RODDY 140	Teaching Lab	Computer Science	Science & Technology	12		725 LAB
RODDY 141	Faculty Office	Computer Science	Science & Technology	0		168 OFFICE
RODDY 142	Faculty Office	Computer Science	Science & Technology	0		196 OFFICE
RODDY 143	Faculty Office	Information Technology	Information Technology	0		121 OFFICE
RODDY 144	Teaching Lab	Computer Science	Science & Technology	21		900 LAB
RODDY 146	Teaching Lab Service	Information Technology	Information Technology	0		78 STORAGE ROOM
RODDY 147	Classroom	Computer Science	Science & Technology	32		600 CLASSROOM
RODDY 148	Reading and Study Room	Earth Sciences	Science & Technology	0		350 STUDY ROOM
RODDY 149	Classroom	Dean, College of Science and Technolo	Science & Technology	107		1,464 LECTURE/CLASSROOM
RODDY 150	Classroom Service	Dean, College of Science and Technolo	Science & Technology	0		184 LECTURE PREP ROOM
RODDY 153	Classroom	Dean, College of Science and Technolo	Science & Technology	30		460 CLASSROOM
RODDY 154	Classroom	Dean, College of Science and Technolo	Science & Technology	33		460 CLASSROOM
RODDY 155A	Teaching Lab Service	Dean, College of Science and Technolo	Science & Technology	0		64 LAB/STORAGE (INSIDE ELE
RODDY 155B	Teaching Lab Service	Dean, College of Science and Technolo	Science & Technology	0		40 LAB/STORAGE (INSIDE ELE
RODDY 156	Classroom	Earth Sciences	Science & Technology	20		506 CLASSROOM
RODDY 158	Classroom Service	Earth Sciences	Science & Technology	0		299 PREP ROOM
RODDY 160	Teaching Lab Service	Earth Sciences	Science & Technology	10		168 RESEARCH ROOM
RODDY 160A	Teaching Lab Service	Earth Sciences	Science & Technology	0		126 RESEARCH PREP

## ASF by Campus by Building without Unassignable Space

### Millersville University • Main Campus

Room Id	Room Use Code	Department	College/Administrative U	Stn Cnt	ASF	Features
RODDY 161	Teaching Lab	Earth Sciences	Science & Technology	24	800	LAB
RODDY 161A	Teaching Lab Service	Earth Sciences	Science & Technology	0	30	STORAGE CLOSET
RODDY 162	Teaching Lab	Earth Sciences	Science & Technology	12	650	LAB CLASSROOM
RODDY 163	Teaching Lab	Biology	Science & Technology	0	425	LAB
RODDY 163A	Teaching Lab Service	Biology	Science & Technology	0	221	LAB PREP
RODDY 163B	Faculty Office	Biology	Science & Technology	0	136	OFFICE
RODDY 163C	Teaching Lab Service	Biology	Science & Technology	0	96	LAB PREP
RODDY 163D	Teaching Lab Service	Biology	Science & Technology	0	108	LAB PREP
RODDY 245	Teaching Lab Service	Physics	Science & Technology	0	30	PHYSICS STORAGE - (NOT I
RODDY 246	Teaching Lab	Physics	Science & Technology	22	1,706	LAB/CLASSROOM
RODDY 246A	Teaching Lab	Physics	Science & Technology	0	130	LAB
RODDY 246B	Teaching Lab	Physics	Science & Technology	0	130	LAB
RODDY 246C	Teaching Lab	Physics	Science & Technology	0	182	LAB
RODDY 246D	Teaching Lab Service	Physics	Science & Technology	0	196	DARK ROOM
RODDY 247	Teaching Lab	Physics	Science & Technology	21	814	LAB
RODDY 247A	Teaching Lab Service	Physics	Science & Technology	0	255	PREP AREA/LAB PREP
RODDY 248	Teaching Lab Service	Physics	Science & Technology	24	180	LAB
RODDY 249	Research Lab	Physics	Science & Technology	0	170	LAB
RODDY 250	Research Lab	Physics	Science & Technology	0	170	LAB
RODDY 251	Teaching Lab	Physics	Science & Technology	24	770	LAB
RODDY 251A	Teaching Lab Service	Physics	Science & Technology	0	255	LAB/PREP AREA
RODDY 252	Faculty Office	Physics	Science & Technology	0	108	OFFICE
RODDY 252A	Teaching Lab Service	Physics	Science & Technology	0	308	PREP WORK AREA
RODDY 252B	Teaching Lab Service	Physics	Science & Technology	0	120	PREP AREA
RODDY 253	Teaching Lab Service	Physics	Science & Technology	0	300	PROJECT ROOM
RODDY 255	Faculty Office	Biology	Science & Technology	0	161	OFFICE
RODDY 256	Classroom	Dean, College of Science and Technolo	Science & Technology	32	460	CLASSROOM
RODDY 257	Teaching Lab	Information Technology	Information Technology	20	580	COMPUTER LAB
RODDY 258	Classroom	Dean, College of Science and Technolo	Science & Technology	30	460	CLASSROOM
RODDY 259	Classroom	Dean, College of Science and Technolo	Science & Technology	16	340	CLASSROOM
RODDY 261	Classroom	Dean, College of Science and Technolo	Science & Technology	106	1,464	LECTURE/CLASSROOM
RODDY 264	Teaching Lab Service	Dean, College of Science and Technolo	Science & Technology	0	77	STORAGE
RODDY 266	Teaching Lab	Biology	Science & Technology	24	425	LAB
RODDY 266A	Teaching Lab	Biology	Science & Technology	0	628	LAB
RODDY 266A.	Teaching Lab	Biology	Science & Technology	0	411	LAB
RODDY 266B	Teaching Lab	Biology	Science & Technology	0	100	OBSERVATION ROOM

## ASF by Campus by Building without Unassignable Space Millersville University • Main Campus

Room Id	Room Use Code	Department	College/Administrative U	Stn Cnt	ASF	Features
RODDY 266C	215	Teaching Lab Service	Science & Technology	0		176 LAB STORAGE
RODDY 267	215	Teaching Lab Service	Science & Technology	0		253 DARK ROOM
RODDY 268	210	Teaching Lab	Science & Technology	24		875 LAB
RODDY 269	215	Teaching Lab Service	Science & Technology	0		450 PREP/RESEARCH
RODDY 270	210	Teaching Lab	Science & Technology	0		875 HERBARIUM
RODDY 270A	215	Teaching Lab Service	Science & Technology	0		100 HERB PREP
RODDY 271	210	Teaching Lab	Science & Technology	0		270 LAB
RODDY 271A	305	Faculty Office	Science & Technology	0		180 OFFICE
RODDY 272	210	Teaching Lab	Science & Technology	24		875 LAB
RODDY 273	210	Teaching Lab	Science & Technology	0		270 LAB
RODDY 273A	305	Faculty Office	Science & Technology	0		180 OFFICE
RODDY 274	210	Teaching Lab	Science & Technology	0		270 LAB
RODDY 274A	305	Faculty Office	Science & Technology	0		180 OFFICE
RODDY 275	210	Teaching Lab	Science & Technology	24		875 LAB
RODDY 276	210	Teaching Lab	Science & Technology	0		270 LAB
RODDY 276A	305	Faculty Office	Science & Technology	0		180 OFFICE
RODDY 277	215	Teaching Lab Service	Science & Technology	0		450 LAB PREP
RODDY 277A	580	Greenhouse	Science & Technology	0		500 GREENHOUSE
RODDY 278	345	Teaching Assistant	Science & Technology	0		450 OFFICE (CYRIL FORAY)
RODDY 279	210	Teaching Lab	Science & Technology	24		900 LAB
RODDY 280	210	Teaching Lab	Science & Technology	24		900 LAB
RODDY 281	305	Faculty Office	Science & Technology	0		143 OFFICE
RODDY 282	250	Research Lab	Science & Technology	25		975 RESEARCH LAB
RODDY 283	305	Faculty Office	Science & Technology	0		143 OFFICE
RODDY 284	250	Research Lab	Science & Technology	0		200 RESEARCH LAB
RODDY 285	305	Faculty Office	Science & Technology	0		143 OFFICE
RODDY 286	110	Classroom	Science & Technology	52		750 CLASSROOM
RODDY 288	330	Clerical Office Service	Science & Technology	0		81 OFFICE COPY ROOM
RODDY 288.1	330	Clerical Office Service	Science & Technology	0		20 HALL CLOSET
RODDY 288.2	330	Clerical Office Service	Science & Technology	0		20 HALL CLOSET
RODDY 288A	305	Faculty Office	Science & Technology	0		144 OFFICE
RODDY 288B	325	Clerical Office	Science & Technology	0		192 OFFICE (SECRETARY)
RODDY 300	335	Graduate Student Assistant Offc	Finance & Administration	0		145 OFFICE
				<i>Total ASF for Roddy</i>		<u>34,719</u>

## ASF by Campus by Building without Unassignable Space Millersville University • Main Campus

Room Id	Room Use Code	Department	College/Administrative U	Stn Cnt	ASF	Features
<b>Roddy Greenhouse</b>						
RODDY GREE 580	Greenhouse	Biology	Science & Technology	0	1,545	GREEN HOUSE
				<i>Total ASF for Roddy Greenhouse</i>		<i>1,545</i>
<b>Salt Storage Shed</b>						
SALT STORAG 780	Salt Storage	Facilities Management	Finance & Administration	0	155	SALT STORAGE AREA
				<i>Total ASF for Salt Storage Shed</i>		<i>155</i>
<b>Schuykill House</b>						
SCHUYLKILL 1 660	Merchandising	Millersville	Outside Organizations	0	232	RECEPTION
SCHUYLKILL 1 665	Merchandising Service	Millersville	Outside Organizations	0	186	OFFICE
SCHUYLKILL 1 665	Merchandising Service	Millersville	Outside Organizations	0	13	CLOSET
SCHUYLKILL 1 315	Administrative Office	Millersville	Outside Organizations	0	162	OFFICE
SCHUYLKILL 1 665	Merchandising Service	Millersville	Outside Organizations	0	8	CLOSET
SCHUYLKILL 1 665	Merchandising Service	Millersville	Outside Organizations	0	86	STORAGE
SCHUYLKILL 2 315	Administrative Office	APSCUF	Outside Organizations	0	99	OFFICE
SCHUYLKILL 2 315	Administrative Office	APSCUF	Outside Organizations	0	125	OFFICE
SCHUYLKILL 2 320	Administrative Office Service	APSCUF	Outside Organizations	0	6	CLOSET
SCHUYLKILL 2 315	Administrative Office	APSCUF	Outside Organizations	0	142	OFFICE
SCHUYLKILL 2 320	Administrative Office Service	APSCUF	Outside Organizations	0	12	CLOSET
SCHUYLKILL 2 315	Administrative Office	APSCUF	Outside Organizations	0	156	OFFICE
SCHUYLKILL 2 320	Administrative Office Service	APSCUF	Outside Organizations	0	12	CLOSET
SCHUYLKILL 2 320	Administrative Office Service	APSCUF	Outside Organizations	0	6	CLOSET
SCHUYLKILL C 725	Shop Service	Nonassignable	Nonassignable	0	468	GARAGE STORAGE
				<i>Total ASF for Schuykill House</i>		<i>1,713</i>
<b>Softball Field Press Box</b>						
SOFTBALL PR 525	Athletic and P.E. Service	Athletics	Athletics	0	154	FIELD STORAGE
SOFTBALL PR 660	Merchandising	Athletics	Athletics	0	109	SOFTBALL CONCESSIONS
SOFTBALL PR 525	Athletic and P.E. Service	Athletics	Athletics	0	262	PRESS BOX
				<i>Total ASF for Softball Field Press Box</i>		<i>525</i>



## ASF by Campus by Building without Unassignable Space Millersville University • Main Campus

Room Id	Room Use Code	Department	College/Administrative U	Stn Cnt	ASF	Features
<b>Somerset House</b>						
SOMERSET 10 685	Meeting Room Service	Multidisciplinary Studies	Arts, Humanities, & Social Sciences	0		156 OFFICE
SOMERSET 10 680	Meeting Room	Multidisciplinary Studies	Arts, Humanities, & Social Sciences	0		169 OFFICE
SOMERSET 10 680	Meeting Room	Multidisciplinary Studies	Arts, Humanities, & Social Sciences	0		169 OFFICE
SOMERSET 10 685	Meeting Room Service	Multidisciplinary Studies	Arts, Humanities, & Social Sciences	0		150 OFFICE
SOMERSET 20 315	Administrative Office	Multidisciplinary Studies	Arts, Humanities, & Social Sciences	0		144 OFFICE
SOMERSET 20 320	Administrative Office Service	Multidisciplinary Studies	Arts, Humanities, & Social Sciences	0		4 CLOSET
SOMERSET 20 315	Administrative Office	Multidisciplinary Studies	Arts, Humanities, & Social Sciences	0		132 OFFICE
SOMERSET 20 320	Administrative Office Service	Multidisciplinary Studies	Arts, Humanities, & Social Sciences	0		5 CLOSET
SOMERSET 20 336	Student Worker Office	Multidisciplinary Studies	Arts, Humanities, & Social Sciences	0		132 OFFICE
SOMERSET 20 342	Student Worker Office Service	Multidisciplinary Studies	Arts, Humanities, & Social Sciences	0		5 CLOSET
SOMERSET 20 336	Student Worker Office	Multidisciplinary Studies	Arts, Humanities, & Social Sciences	0		153 OFFICE
SOMERSET 20 342	Student Worker Office Service	Multidisciplinary Studies	Arts, Humanities, & Social Sciences	0		6 CLOSET
SOMERSET CN 725	Shop Service	Facilities Management	Finance & Administration	0		440 ELECTRICIANS STORAGE
				<i>Total ASF for Somerset House</i>		1,665

### South Village Wing A

SV Wing A A1 920	Sleep/Study w/ Toilet/Bath	Housing & Residential Programs	Student Affairs & Enrollment Mgmt	0		58 Vestibule
SV Wing A A1 920	Sleep/Study w/ Toilet/Bath	Housing & Residential Programs	Student Affairs & Enrollment Mgmt	0		104 Bedroom
SV Wing A A1 920	Sleep/Study w/ Toilet/Bath	Housing & Residential Programs	Student Affairs & Enrollment Mgmt	0		54 Bathroom
SV Wing A A1 920	Sleep/Study w/ Toilet/Bath	Housing & Residential Programs	Student Affairs & Enrollment Mgmt	0		66 Vestibule
SV Wing A A1 920	Sleep/Study w/ Toilet/Bath	Housing & Residential Programs	Student Affairs & Enrollment Mgmt	0		93 Bedroom
SV Wing A A1 920	Sleep/Study w/ Toilet/Bath	Housing & Residential Programs	Student Affairs & Enrollment Mgmt	0		107 Bedroom
SV Wing A A1 920	Sleep/Study w/ Toilet/Bath	Housing & Residential Programs	Student Affairs & Enrollment Mgmt	0		39 Bathroom
SV Wing A A1 920	Sleep/Study w/ Toilet/Bath	Housing & Residential Programs	Student Affairs & Enrollment Mgmt	0		66 Vestibule
SV Wing A A1 920	Sleep/Study w/ Toilet/Bath	Housing & Residential Programs	Student Affairs & Enrollment Mgmt	0		93 Bedroom
SV Wing A A1 920	Sleep/Study w/ Toilet/Bath	Housing & Residential Programs	Student Affairs & Enrollment Mgmt	0		97 Bedroom
SV Wing A A1 920	Sleep/Study w/ Toilet/Bath	Housing & Residential Programs	Student Affairs & Enrollment Mgmt	0		39 Bathroom
SV Wing A A1 920	Sleep/Study w/ Toilet/Bath	Housing & Residential Programs	Student Affairs & Enrollment Mgmt	0		66 Vestibule
SV Wing A A1 920	Sleep/Study w/ Toilet/Bath	Housing & Residential Programs	Student Affairs & Enrollment Mgmt	0		93 Bedroom
SV Wing A A1 920	Sleep/Study w/ Toilet/Bath	Housing & Residential Programs	Student Affairs & Enrollment Mgmt	0		39 Bathroom
SV Wing A A1 920	Sleep/Study w/ Toilet/Bath	Housing & Residential Programs	Student Affairs & Enrollment Mgmt	0		66 Vestibule
SV Wing A A1 920	Sleep/Study w/ Toilet/Bath	Housing & Residential Programs	Student Affairs & Enrollment Mgmt	0		93 Bedroom
SV Wing A A1 920	Sleep/Study w/ Toilet/Bath	Housing & Residential Programs	Student Affairs & Enrollment Mgmt	0		39 Bathroom
SV Wing A A1 920	Sleep/Study w/ Toilet/Bath	Housing & Residential Programs	Student Affairs & Enrollment Mgmt	0		66 Vestibule



























## ASF by Campus by Building without Unassignable Space Millersville University • Main Campus

Room Id	Room Use Code	Department	College/Administrative U	Stn Cnt	ASF	Features
SV Wing A AT 920	Sleep/Study w/ Toilet/Bath	Housing & Residential Programs	Student Affairs & Enrollment Mgmt	0		36 Bathroom
SV Wing A AT 920	Sleep/Study w/ Toilet/Bath	Housing & Residential Programs	Student Affairs & Enrollment Mgmt	0		90 Bedroom
SV Wing A AT 920	Sleep/Study w/ Toilet/Bath	Housing & Residential Programs	Student Affairs & Enrollment Mgmt	0		95 Bedroom
SV Wing A AT 920	Sleep/Study w/ Toilet/Bath	Housing & Residential Programs	Student Affairs & Enrollment Mgmt	0		36 Bathroom
SV Wing A AT 920	Sleep/Study w/ Toilet/Bath	Housing & Residential Programs	Student Affairs & Enrollment Mgmt	0		75 Vestibule
SV Wing A AT 920	Sleep/Study w/ Toilet/Bath	Housing & Residential Programs	Student Affairs & Enrollment Mgmt	0		90 Bedroom
SV Wing A AT 920	Sleep/Study w/ Toilet/Bath	Housing & Residential Programs	Student Affairs & Enrollment Mgmt	0		95 Bedroom
SV Wing A AT 920	Sleep/Study w/ Toilet/Bath	Housing & Residential Programs	Student Affairs & Enrollment Mgmt	0		36 Bathroom
SV Wing A AT 920	Sleep/Study w/ Toilet/Bath	Housing & Residential Programs	Student Affairs & Enrollment Mgmt	0		64 Vestibule
SV Wing A AT 920	Sleep/Study w/ Toilet/Bath	Housing & Residential Programs	Student Affairs & Enrollment Mgmt	0		104 Bedroom
SV Wing A AT 920	Sleep/Study w/ Toilet/Bath	Housing & Residential Programs	Student Affairs & Enrollment Mgmt	0		89 Bedroom
SV Wing A AT 920	Sleep/Study w/ Toilet/Bath	Housing & Residential Programs	Student Affairs & Enrollment Mgmt	0		39 Bathroom
<i>Total ASF for South Village Wing A</i>					<b>34,264</b>	

### South Village Wing B

### Building Id: SV Wing

SV Wing B B-1 920	Sleep/Study w/ Toilet/Bath	Housing & Residential Programs	Student Affairs & Enrollment Mgmt	0		110 Vestibule
SV Wing B B-1 920	Sleep/Study w/ Toilet/Bath	Housing & Residential Programs	Student Affairs & Enrollment Mgmt	0		183 Bedroom
SV Wing B B-1 920	Sleep/Study w/ Toilet/Bath	Housing & Residential Programs	Student Affairs & Enrollment Mgmt	0		202 Bedroom
SV Wing B B-1 920	Sleep/Study w/ Toilet/Bath	Housing & Residential Programs	Student Affairs & Enrollment Mgmt	0		36 Bathroom
SV Wing B B-1 920	Sleep/Study w/ Toilet/Bath	Housing & Residential Programs	Student Affairs & Enrollment Mgmt	0		35 Bathroom
SV Wing B B-1 920	Sleep/Study w/ Toilet/Bath	Housing & Residential Programs	Student Affairs & Enrollment Mgmt	0		146 Vestibule
SV Wing B B-1 920	Sleep/Study w/ Toilet/Bath	Housing & Residential Programs	Student Affairs & Enrollment Mgmt	0		234 Bedroom
SV Wing B B-1 920	Sleep/Study w/ Toilet/Bath	Housing & Residential Programs	Student Affairs & Enrollment Mgmt	0		192 Bedroom
SV Wing B B-1 920	Sleep/Study w/ Toilet/Bath	Housing & Residential Programs	Student Affairs & Enrollment Mgmt	0		43 Bathroom
SV Wing B B-1 920	Sleep/Study w/ Toilet/Bath	Housing & Residential Programs	Student Affairs & Enrollment Mgmt	0		0 Bathroom
SV Wing B B-1 920	Sleep/Study w/ Toilet/Bath	Housing & Residential Programs	Student Affairs & Enrollment Mgmt	0		105 Vestibule
SV Wing B B-1 920	Sleep/Study w/ Toilet/Bath	Housing & Residential Programs	Student Affairs & Enrollment Mgmt	0		202 Bedroom
SV Wing B B-1 920	Sleep/Study w/ Toilet/Bath	Housing & Residential Programs	Student Affairs & Enrollment Mgmt	0		180 Bedroom
SV Wing B B-1 920	Sleep/Study w/ Toilet/Bath	Housing & Residential Programs	Student Affairs & Enrollment Mgmt	0		35 Bathroom
SV Wing B B-1 920	Sleep/Study w/ Toilet/Bath	Housing & Residential Programs	Student Affairs & Enrollment Mgmt	0		36 Bathroom
SV Wing B B-1 920	Sleep/Study w/ Toilet/Bath	Housing & Residential Programs	Student Affairs & Enrollment Mgmt	0		105 Vestibule
SV Wing B B-1 920	Sleep/Study w/ Toilet/Bath	Housing & Residential Programs	Student Affairs & Enrollment Mgmt	0		202 Bedroom
SV Wing B B-1 920	Sleep/Study w/ Toilet/Bath	Housing & Residential Programs	Student Affairs & Enrollment Mgmt	0		180 Bedroom
SV Wing B B-1 920	Sleep/Study w/ Toilet/Bath	Housing & Residential Programs	Student Affairs & Enrollment Mgmt	0		35 Bathroom
SV Wing B B-1 920	Sleep/Study w/ Toilet/Bath	Housing & Residential Programs	Student Affairs & Enrollment Mgmt	0		36 Bathroom





















## ASF by Campus by Building without Unassignable Space Millersville University • Main Campus

Room Id	Room Use Code	Department	College/Administrative U	Stn Cnt	ASF	Features
SV Wing C C1 920	Sleep/Study w/ Toilet/Bath	Housing & Residential Programs	Student Affairs & Enrollment Mgmt	0	105	Vestibule
SV Wing C C1 920	Sleep/Study w/ Toilet/Bath	Housing & Residential Programs	Student Affairs & Enrollment Mgmt	0	202	Bedroom
SV Wing C C1 920	Sleep/Study w/ Toilet/Bath	Housing & Residential Programs	Student Affairs & Enrollment Mgmt	0	180	Bedroom
SV Wing C C1 920	Sleep/Study w/ Toilet/Bath	Housing & Residential Programs	Student Affairs & Enrollment Mgmt	0	35	Bathroom
SV Wing C C1 920	Sleep/Study w/ Toilet/Bath	Housing & Residential Programs	Student Affairs & Enrollment Mgmt	0	36	Bathroom
SV Wing C C1 950	Apartment	Housing & Residential Programs	Student Affairs & Enrollment Mgmt	0	204	Vestibule
SV Wing C C1 950	Apartment	Housing & Residential Programs	Student Affairs & Enrollment Mgmt	0	208	Bedroom
SV Wing C C1 950	Apartment	Housing & Residential Programs	Student Affairs & Enrollment Mgmt	0	202	Bedroom
SV Wing C C1 950	Apartment	Housing & Residential Programs	Student Affairs & Enrollment Mgmt	0	36	Bathroom
SV Wing C C1 950	Apartment	Housing & Residential Programs	Student Affairs & Enrollment Mgmt	0	35	Bathroom
SV Wing C C1 950	Apartment	Housing & Residential Programs	Student Affairs & Enrollment Mgmt	0	124	Living Room
SV Wing C C1 950	Apartment	Housing & Residential Programs	Student Affairs & Enrollment Mgmt	0	240	Vestibule
SV Wing C C1 950	Apartment	Housing & Residential Programs	Student Affairs & Enrollment Mgmt	0	183	Bedroom
SV Wing C C1 950	Apartment	Housing & Residential Programs	Student Affairs & Enrollment Mgmt	0	12	Closet
SV Wing C C1 950	Apartment	Housing & Residential Programs	Student Affairs & Enrollment Mgmt	0	98	Bedroom
SV Wing C C1 950	Apartment	Housing & Residential Programs	Student Affairs & Enrollment Mgmt	0	9	Closet
SV Wing C C1 950	Apartment	Housing & Residential Programs	Student Affairs & Enrollment Mgmt	0	74	Bathroom
SV Wing C C1 950	Apartment	Housing & Residential Programs	Student Affairs & Enrollment Mgmt	0	163	Living Room
SV Wing C C1 950	Apartment	Housing & Residential Programs	Student Affairs & Enrollment Mgmt	0	15	Closet
SV Wing C C2 920	Sleep/Study w/ Toilet/Bath	Housing & Residential Programs	Student Affairs & Enrollment Mgmt	0	97	Vestibule
SV Wing C C2 920	Sleep/Study w/ Toilet/Bath	Housing & Residential Programs	Student Affairs & Enrollment Mgmt	0	184	Bedroom
SV Wing C C2 920	Sleep/Study w/ Toilet/Bath	Housing & Residential Programs	Student Affairs & Enrollment Mgmt	0	203	Bedroom
SV Wing C C2 920	Sleep/Study w/ Toilet/Bath	Housing & Residential Programs	Student Affairs & Enrollment Mgmt	0	35	Bathroom
SV Wing C C2 920	Sleep/Study w/ Toilet/Bath	Housing & Residential Programs	Student Affairs & Enrollment Mgmt	0	34	Bathroom
SV Wing C C2 920	Sleep/Study w/ Toilet/Bath	Housing & Residential Programs	Student Affairs & Enrollment Mgmt	0	73	Vestibule
SV Wing C C2 920	Sleep/Study w/ Toilet/Bath	Housing & Residential Programs	Student Affairs & Enrollment Mgmt	0	130	Bedroom
SV Wing C C2 920	Sleep/Study w/ Toilet/Bath	Housing & Residential Programs	Student Affairs & Enrollment Mgmt	0	51	Bathroom
SV Wing C C2 920	Sleep/Study w/ Toilet/Bath	Housing & Residential Programs	Student Affairs & Enrollment Mgmt	0	148	Vestibule
SV Wing C C2 920	Sleep/Study w/ Toilet/Bath	Housing & Residential Programs	Student Affairs & Enrollment Mgmt	0	192	Bedroom
SV Wing C C2 920	Sleep/Study w/ Toilet/Bath	Housing & Residential Programs	Student Affairs & Enrollment Mgmt	0	234	Bedroom
SV Wing C C2 920	Sleep/Study w/ Toilet/Bath	Housing & Residential Programs	Student Affairs & Enrollment Mgmt	0	46	Bathroom
SV Wing C C2 920	Sleep/Study w/ Toilet/Bath	Housing & Residential Programs	Student Affairs & Enrollment Mgmt	0	37	Bathroom
SV Wing C C2 920	Sleep/Study w/ Toilet/Bath	Housing & Residential Programs	Student Affairs & Enrollment Mgmt	0	105	Vestibule
SV Wing C C2 920	Sleep/Study w/ Toilet/Bath	Housing & Residential Programs	Student Affairs & Enrollment Mgmt	0	180	Bedroom
SV Wing C C2 920	Sleep/Study w/ Toilet/Bath	Housing & Residential Programs	Student Affairs & Enrollment Mgmt	0	202	Bedroom
SV Wing C C2 920	Sleep/Study w/ Toilet/Bath	Housing & Residential Programs	Student Affairs & Enrollment Mgmt	0	36	Bathroom





## ASF by Campus by Building without Unassignable Space Millersville University • Main Campus

Room Id	Room Use Code	Department	College/Administrative U	Stn Cnt	ASF	Features
SV Wing C C2	920	Sleep/Study w/ Toilet/Bath	Student Affairs & Enrollment Mgmt	0	204	Vestibule
SV Wing C C2	920	Sleep/Study w/ Toilet/Bath	Student Affairs & Enrollment Mgmt	0	208	Bedroom
SV Wing C C2	920	Sleep/Study w/ Toilet/Bath	Student Affairs & Enrollment Mgmt	0	202	Bedroom
SV Wing C C2	920	Sleep/Study w/ Toilet/Bath	Student Affairs & Enrollment Mgmt	0	36	Bathroom
SV Wing C C2	920	Sleep/Study w/ Toilet/Bath	Student Affairs & Enrollment Mgmt	0	35	Bathroom
SV Wing C C2	920	Sleep/Study w/ Toilet/Bath	Student Affairs & Enrollment Mgmt	0	124	Living Room
SV Wing C C2	920	Sleep/Study w/ Toilet/Bath	Student Affairs & Enrollment Mgmt	0	204	Vestibule
SV Wing C C2	920	Sleep/Study w/ Toilet/Bath	Student Affairs & Enrollment Mgmt	0	208	Bedroom
SV Wing C C2	920	Sleep/Study w/ Toilet/Bath	Student Affairs & Enrollment Mgmt	0	202	Bedroom
SV Wing C C2	920	Sleep/Study w/ Toilet/Bath	Student Affairs & Enrollment Mgmt	0	36	Bathroom
SV Wing C C2	920	Sleep/Study w/ Toilet/Bath	Student Affairs & Enrollment Mgmt	0	35	Bathroom
SV Wing C C2	920	Sleep/Study w/ Toilet/Bath	Student Affairs & Enrollment Mgmt	0	124	Living Room
SV Wing C C2	920	Sleep/Study w/ Toilet/Bath	Student Affairs & Enrollment Mgmt	0	35	Bathroom
SV Wing C C3	920	Sleep/Study w/ Toilet/Bath	Student Affairs & Enrollment Mgmt	0	97	Vestibule
SV Wing C C3	920	Sleep/Study w/ Toilet/Bath	Student Affairs & Enrollment Mgmt	0	184	Bedroom
SV Wing C C3	920	Sleep/Study w/ Toilet/Bath	Student Affairs & Enrollment Mgmt	0	203	Bedroom
SV Wing C C3	920	Sleep/Study w/ Toilet/Bath	Student Affairs & Enrollment Mgmt	0	35	Bathroom
SV Wing C C3	920	Sleep/Study w/ Toilet/Bath	Student Affairs & Enrollment Mgmt	0	34	Bathroom
SV Wing C C3	920	Sleep/Study w/ Toilet/Bath	Student Affairs & Enrollment Mgmt	0	73	Vestibule
SV Wing C C3	920	Sleep/Study w/ Toilet/Bath	Student Affairs & Enrollment Mgmt	0	130	Bedroom
SV Wing C C3	920	Sleep/Study w/ Toilet/Bath	Student Affairs & Enrollment Mgmt	0	51	Bathroom
SV Wing C C3	920	Sleep/Study w/ Toilet/Bath	Student Affairs & Enrollment Mgmt	0	148	Vestibule
SV Wing C C3	920	Sleep/Study w/ Toilet/Bath	Student Affairs & Enrollment Mgmt	0	192	Bedroom
SV Wing C C3	920	Sleep/Study w/ Toilet/Bath	Student Affairs & Enrollment Mgmt	0	234	Bedroom
SV Wing C C3	920	Sleep/Study w/ Toilet/Bath	Student Affairs & Enrollment Mgmt	0	46	Bathroom
SV Wing C C3	920	Sleep/Study w/ Toilet/Bath	Student Affairs & Enrollment Mgmt	0	37	Bathroom
SV Wing C C3	920	Sleep/Study w/ Toilet/Bath	Student Affairs & Enrollment Mgmt	0	105	Vestibule
SV Wing C C3	920	Sleep/Study w/ Toilet/Bath	Student Affairs & Enrollment Mgmt	0	180	Bedroom
SV Wing C C3	920	Sleep/Study w/ Toilet/Bath	Student Affairs & Enrollment Mgmt	0	202	Bedroom
SV Wing C C3	920	Sleep/Study w/ Toilet/Bath	Student Affairs & Enrollment Mgmt	0	36	Bathroom
SV Wing C C3	920	Sleep/Study w/ Toilet/Bath	Student Affairs & Enrollment Mgmt	0	35	Bathroom
SV Wing C C3	920	Sleep/Study w/ Toilet/Bath	Student Affairs & Enrollment Mgmt	0	105	Vestibule
SV Wing C C3	920	Sleep/Study w/ Toilet/Bath	Student Affairs & Enrollment Mgmt	0	180	Bedroom
SV Wing C C3	920	Sleep/Study w/ Toilet/Bath	Student Affairs & Enrollment Mgmt	0	202	Bedroom
SV Wing C C3	920	Sleep/Study w/ Toilet/Bath	Student Affairs & Enrollment Mgmt	0	36	Bathroom
SV Wing C C3	920	Sleep/Study w/ Toilet/Bath	Student Affairs & Enrollment Mgmt	0	35	Bathroom
SV Wing C C3	920	Sleep/Study w/ Toilet/Bath	Student Affairs & Enrollment Mgmt	0	105	Vestibule
SV Wing C C3	920	Sleep/Study w/ Toilet/Bath	Student Affairs & Enrollment Mgmt	0	180	Bedroom
SV Wing C C3	920	Sleep/Study w/ Toilet/Bath	Student Affairs & Enrollment Mgmt	0	202	Bedroom
SV Wing C C3	920	Sleep/Study w/ Toilet/Bath	Student Affairs & Enrollment Mgmt	0	36	Bathroom
SV Wing C C3	920	Sleep/Study w/ Toilet/Bath	Student Affairs & Enrollment Mgmt	0	35	Bathroom





















## ASF by Campus by Building without Unassignable Space Millersville University • Main Campus

Room Id	Room Use Code	Department	College/Administrative U	Stn Cnt	ASF	Features
SV Wing E E-L 650	Lounge	Housing & Residential Programs	Student Affairs & Enrollment Mgmt	0		352 Study Lounge
SV Wing E E-L 650	Lounge	Housing & Residential Programs	Student Affairs & Enrollment Mgmt	0		355 Study Lounge
SV Wing E E-L 650	Lounge	Housing & Residential Programs	Student Affairs & Enrollment Mgmt	0		635 Floor Lounge
SV Wing E E-L 650	Lounge	Housing & Residential Programs	Student Affairs & Enrollment Mgmt	0		80 Reception
SV Wing E E-L 650	Lounge	Housing & Residential Programs	Student Affairs & Enrollment Mgmt	0		682 Floor Lounge
SV Wing E E-L 335	Graduate Student Assistant Office	Housing & Residential Programs	Student Affairs & Enrollment Mgmt	0		123 RA Office
SV Wing E E-L 650	Lounge	Housing & Residential Programs	Student Affairs & Enrollment Mgmt	0		588 Study Lounge
SV Wing E E-L 650	Lounge	Housing & Residential Programs	Student Affairs & Enrollment Mgmt	0		614 Study Lounge
SV Wing E E-L 910	Sleep/Study w/o Toilet/Bath	Housing & Residential Programs	Student Affairs & Enrollment Mgmt	0		264 Laundry
SV Wing E E-L 650	Lounge	Housing & Residential Programs	Student Affairs & Enrollment Mgmt	0		624 Student Lounge
SV Wing E E-L 650	Lounge	Housing & Residential Programs	Student Affairs & Enrollment Mgmt	0		624 Student Lounge
SV Wing E E-L 650	Lounge	Housing & Residential Programs	Student Affairs & Enrollment Mgmt	0		643 Floor Lounge
SV Wing E E-L 650	Lounge	Housing & Residential Programs	Student Affairs & Enrollment Mgmt	0		669 Floor Lounge
SV Wing E E-L 650	Lounge	Housing & Residential Programs	Student Affairs & Enrollment Mgmt	0		623 Student Lounge
SV Wing E E-L 650	Lounge	Housing & Residential Programs	Student Affairs & Enrollment Mgmt	0		633 Student Lounge
SV Wing E E-L 650	Lounge	Housing & Residential Programs	Student Affairs & Enrollment Mgmt	0		643 Floor Lounge
SV Wing E E-L 650	Lounge	Housing & Residential Programs	Student Affairs & Enrollment Mgmt	0		685 Floor Lounge
SV Wing E E-L 650	Lounge	Housing & Residential Programs	Student Affairs & Enrollment Mgmt	0		615 Student Lounge
SV Wing E E-L 650	Lounge	Housing & Residential Programs	Student Affairs & Enrollment Mgmt	0		614 Student Lounge
SV Wing E E-L 650	Lounge	Housing & Residential Programs	Student Affairs & Enrollment Mgmt	0		644 Floor Lounge
SV Wing E E-L 650	Lounge	Housing & Residential Programs	Student Affairs & Enrollment Mgmt	0		685 Floor Lounge
SV Wing E E-L 650	Lounge	Housing & Residential Programs	Student Affairs & Enrollment Mgmt	0		569 Floor Lounge
SV Wing E E-L 910	Sleep/Study w/o Toilet/Bath	Housing & Residential Programs	Student Affairs & Enrollment Mgmt	0		468 Laundry
<i>Total ASF for South Village Wing E</i>					<b>15,806</b>	

### Stadium Maintenance Storage

STADIUM MAI 730	Central Storage	Facilities Management	Finance & Administration	0		344 OFFICE & STORAGE
STADIUM MAI 730	Central Storage	Facilities Management	Finance & Administration	0		1,276 STORAGE AREA
<i>Total ASF for Stadium Maintenance Storage</i>					<b>1,620</b>	

### Building Id: STADIUM

### Stayer Hall

STAYE 100	110	Classroom	Dean, College of Education	120		1,016 MULTI PURPOSE ROOM
STAYE 100A	115	Classroom Service	Dean, College of Education	0		27 STORAGE
STAYE 101	110	Classroom	Dean, College of Education	60		923 MULTI PURPOSE ROOM

## ASF by Campus by Building without Unassignable Space Millersville University • Main Campus

Room Id	Room Use Code	Department	College/Administrative U	Stn Cnt	ASF	Features
STAYE 101A	Classroom Service	Dean, College of Education	Education & Human Services	0		31 STORAGE
STAYE 104	Classroom	Social Work	Education & Human Services	44		915 CLASSROOM
STAYE 104A	Classroom Service	Social Work	Education & Human Services	0		22 STORAGE
STAYE 104B	Classroom Service	Social Work	Education & Human Services	0		22 STORAGE
STAYE 106	Classroom	Social Work	Education & Human Services	35		870 CLASSROOM
STAYE 106A	Classroom Service	Social Work	Education & Human Services	0		23 STORAGE
STAYE 108	Classroom	Social Work	Education & Human Services	36		717 CLASSROOM
STAYE 108A	Classroom Service	Social Work	Education & Human Services	0		15 STORAGE
STAYE 108B	Classroom Service	Social Work	Education & Human Services	0		13 STORAGE
STAYE 109	Classroom	Social Work	Education & Human Services	36		717 CLASSROOM
STAYE 109A	Classroom Service	Social Work	Education & Human Services	0		15 STORAGE
STAYE 110	Classroom	Social Work	Education & Human Services	40		992 CLASSROOM
STAYE 110A	Classroom Service	Social Work	Education & Human Services	0		56 STORAGE
STAYE 111	Classroom	Social Work	Education & Human Services	40		748 CLASSROOM
STAYE 111A	Classroom Service	Social Work	Education & Human Services	0		22 STORAGE
STAYE 114	Administrative Office Service	Dean, College of Education	Education & Human Services	16		614 RECEPTION AREA
STAYE 115	Clerical Office Service	Dean, College of Education	Education & Human Services	0		107 STORAGE
STAYE 116	Clerical Office	Dean, College of Education	Education & Human Services	0		743 RECEPTION SECRETARY
STAYE 116A	Conference Room	Dean, College of Education	Education & Human Services	12		371 CONFERENCE ROOM
STAYE 116B	Administrative Office Service	Dean, College of Education	Education & Human Services	0		172 WORK SPACE
STAYE 116C	Administrative Office	Dean, College of Education	Education & Human Services	0		555 DEAN'S OFFICE
STAYE 116D	Administrative Office	Dean, College of Education	Education & Human Services	0		252 ADMIN OFFICE
STAYE 116D.1	Administrative Office Service	Dean, College of Education	Education & Human Services	0		16 CLOSET
STAYE 116E	Administrative Office	Dean, College of Education	Education & Human Services	0		230 ASSOCIATE DEAN
STAYE 116E.1	Administrative Office Service	Dean, College of Education	Education & Human Services	0		14 CLOSET
STAYE 116F	Administrative Office Service	Dean, College of Education	Education & Human Services	0		67 STORAGE
STAYE 117	Open Teaching Lab	Dean, College of Education	Education & Human Services	40		384 IMC
STAYE 118	Open Teaching Lab	Dean, College of Education	Education & Human Services	0		776 CHILDREN'S READING
STAYE 119	Open Teaching Lab Service	Dean, College of Education	Education & Human Services	0		380 IMC EDITING
STAYE 120	Administrative Office	Dean, College of Education	Education & Human Services	0		374 CERTIFICATION OFFICE
STAYE 121	Administrative Office Service	Dean, College of Education	Education & Human Services	0		188 STORAGE
STAYE 122	Graduate Student Assistant Office	Dean, College of Education	Education & Human Services	0		187 GRAD OFFICE
STAYE 123	Administrative Office Service	Dean, College of Education	Education & Human Services	0		186 STORAGE
STAYE 124	Administrative Office	Dean, College of Education	Education & Human Services	0		385 FIELD EXPERIENCE OFFICE
STAYE 200	Teaching Lab	Social Work	Education & Human Services	40		1,090 SCIENCE CLASSROOM
STAYE 200A	Teaching Lab Service	Social Work	Education & Human Services	0		87 SCIENCE PREP

## ASF by Campus by Building without Unassignable Space Millersville University • Main Campus

Room Id	Room Use Code	Department	College/Administrative U	Stn Cnt	ASF	Features
STAYE 200B	Teaching Lab Service	Social Work	Education & Human Services	0	0	21 STORAGE
STAYE 200C	Teaching Lab Service	Social Work	Education & Human Services	0	0	21 STORAGE
STAYE 203	Classroom	Dean, College of Education	Education & Human Services	32	778	CLASSROOM
STAYE 203A	Classroom Service	Dean, College of Education	Education & Human Services	0	39	STORAGE
STAYE 203B	Classroom Service	Dean, College of Education	Education & Human Services	0	24	STORAGE
STAYE 204	Classroom	Dean, College of Education	Education & Human Services	45	1,012	CLASSROOM
STAYE 204A	Classroom Service	Dean, College of Education	Education & Human Services	0	33	STORAGE
STAYE 204B	Classroom Service	Dean, College of Education	Education & Human Services	0	103	STORAGE
STAYE 206	Classroom	Social Work	Education & Human Services	40	870	CLASSROOM
STAYE 206A	Classroom Service	Social Work	Education & Human Services	0	46	STORAGE
STAYE 206B	Classroom Service	Social Work	Education & Human Services	0	33	STORAGE
STAYE 207	Classroom	Dean, College of Education	Education & Human Services	36	708	CLASSROOM
STAYE 207A	Classroom Service	Dean, College of Education	Education & Human Services	0	17	STORAGE
STAYE 207B	Classroom Service	Dean, College of Education	Education & Human Services	0	24	STORAGE
STAYE 208	Classroom	Social Work	Education & Human Services	40	866	CLASSROOM
STAYE 208A	Classroom Service	Social Work	Education & Human Services	0	39	STORAGE
STAYE 209	Teaching Lab	Dean, College of Education	Education & Human Services	29	718	COMPUTER ROOM
STAYE 209A	Teaching Lab Service	Dean, College of Education	Education & Human Services	0	23	STORAGE
STAYE 210	Classroom	Dean, College of Education	Education & Human Services	32	561	CLASSROOM
STAYE 211	Teaching Lab	Social Work	Education & Human Services	24	741	COMPUTER ROOM
STAYE 211A	Teaching Lab Service	Social Work	Education & Human Services	0	21	STORAGE
STAYE 213	Clerical Office	Educational Foundations	Education & Human Services	0	268	DEPARTMENT OFFICE
STAYE 213A	Clerical Office Service	Educational Foundations	Education & Human Services	0	181	WORK ROOM
STAYE 214	Lounge	Dean, College of Education	Education & Human Services	15	643	LOUNGE AREA
STAYE 216	Faculty Office	Educational Foundations	Education & Human Services	0	191	OFFICE
STAYE 217	Faculty Office	Early, Middle & Exceptional Ed	Education & Human Services	0	191	OFFICE
STAYE 218	Faculty Office Service	Educational Foundations	Education & Human Services	0	116	STORAGE
STAYE 219	Faculty Office	Educational Foundations	Education & Human Services	0	191	OFFICE
STAYE 221	Faculty Office	Early, Middle & Exceptional Ed	Education & Human Services	0	191	OFFICE
STAYE 223	Faculty Office	Early, Middle & Exceptional Ed	Education & Human Services	0	191	OFFICE
STAYE 224	Conference Room	Dean, College of Education	Education & Human Services	12	348	MEETING ROOM
STAYE 225	Faculty Office	Early, Middle & Exceptional Ed	Education & Human Services	0	191	OFFICE
STAYE 227	Faculty Office	Educational Foundations	Education & Human Services	0	191	OFFICE
STAYE 228	Conference Room	Dean, College of Education	Education & Human Services	12	326	MEETING ROOM
STAYE 229	Faculty Office	Early, Middle & Exceptional Ed	Education & Human Services	0	191	OFFICE
STAYE 231	Faculty Office	Early, Middle & Exceptional Ed	Education & Human Services	0	188	OFFICE

## ASF by Campus by Building without Unassignable Space Millersville University • Main Campus

Room Id	Room Use Code	Department	College/Administrative U	Stn Cnt	ASF	Features
STAYE 232	Faculty Office	Early, Middle & Exceptional Ed	Education & Human Services	0	191	OFFICE
STAYE 233	Faculty Office	Educational Foundations	Education & Human Services	0	191	OFFICE
STAYE 234	Faculty Office	Early, Middle & Exceptional Ed	Education & Human Services	0	191	OFFICE
STAYE 235	Faculty Office	Early, Middle & Exceptional Ed	Education & Human Services	0	191	OFFICE
STAYE 236	Teaching Lab	Educational Foundations	Education & Human Services	0	191	COMPUTER ROOM
STAYE 237	Faculty Office	Educational Foundations	Education & Human Services	0	191	OFFICE
STAYE 238	Teaching Lab	Educational Foundations	Education & Human Services	0	191	OFFICE
STAYE 301	Clerical Office	Early, Middle & Exceptional Ed	Education & Human Services	0	268	OFFICE
STAYE 301A	Clerical Office Service	Early, Middle & Exceptional Ed	Education & Human Services	0	183	WORKROOM
STAYE 302	Conference Room	Dean, College of Education	Education & Human Services	24	643	MEETING ROOM
STAYE 304	Faculty Office Service	Early, Middle & Exceptional Ed	Education & Human Services	0	115	STORAGE
STAYE 305	Faculty Office	Early, Middle & Exceptional Ed	Education & Human Services	0	191	OFFICE
STAYE 307	Faculty Office	Early, Middle & Exceptional Ed	Education & Human Services	0	191	OFFICE
STAYE 309	Faculty Office	Educational Foundations	Education & Human Services	0	191	OFFICE
STAYE 310	Faculty Office	Dean, College of Education	Education & Human Services	0	156	OFFICE
STAYE 311	Faculty Office	Educational Foundations	Education & Human Services	0	191	OFFICE
STAYE 312	Faculty Office	Educational Foundations	Education & Human Services	0	191	OFFICE
STAYE 313	Faculty Office	Early, Middle & Exceptional Ed	Education & Human Services	0	191	OFFICE
STAYE 315	Faculty Office	Early, Middle & Exceptional Ed	Education & Human Services	0	191	OFFICE
STAYE 316	Graduate Student Assistant Office	Early, Middle & Exceptional Ed	Education & Human Services	0	162	OFFICE
STAYE 317	Faculty Office	Early, Middle & Exceptional Ed	Education & Human Services	0	191	OFFICE
STAYE 318	Graduate Student Assistant Office	Early, Middle & Exceptional Ed	Education & Human Services	0	162	OFFICE
STAYE 319	Faculty Office	Early, Middle & Exceptional Ed	Education & Human Services	0	191	OFFICE
STAYE 321	Faculty Office	Early, Middle & Exceptional Ed	Education & Human Services	0	191	OFFICE
STAYE 322	Faculty Office	Early, Middle & Exceptional Ed	Education & Human Services	0	191	OFFICE
STAYE 323	Faculty Office	Early, Middle & Exceptional Ed	Education & Human Services	0	191	OFFICE
STAYE 324	Faculty Office	Early, Middle & Exceptional Ed	Education & Human Services	0	191	OFFICE
STAYE 325	Faculty Office	Educational Foundations	Education & Human Services	0	191	OFFICE
STAYE 326	Faculty Office	Early, Middle & Exceptional Ed	Education & Human Services	0	191	OFFICE
STAYE 327	Graduate Student Assistant Office	Early, Middle & Exceptional Ed	Education & Human Services	0	191	OFFICE
STAYE 328	Faculty Office Service	Dean, College of Education	Education & Human Services	0	191	OFFICE
STAYE 400	Administrative Office	Educational Foundations	Education & Human Services	0	297	GOVERNORS SCHOOL
STAYE 401	Clerical Office	Educational Foundations	Education & Human Services	0	268	OFFICE
STAYE 401A	Clerical Office Service	Educational Foundations	Education & Human Services	0	183	WORK ROOM
STAYE 402	Conference Room	Dean, College of Education	Education & Human Services	20	643	MEETING ROOM
STAYE 404	Faculty Office Service	Educational Foundations	Education & Human Services	0	115	STORAGE

## ASF by Campus by Building without Unassignable Space Millersville University • Main Campus

Room Id	Room Use Code	Department	College/Administrative U	Stn Cnt	ASF	Features
STAYE 405	Faculty Office	Educational Foundations	Education & Human Services	0		191 OFFICE
STAYE 407	Faculty Office	Educational Foundations	Education & Human Services	0		191 OFFICE
STAYE 409	Faculty Office	Educational Foundations	Education & Human Services	0		191 OFFICE
STAYE 410	Conference Room	Educational Foundations	Education & Human Services	0		151 MEETING ROOM
STAYE 411	Faculty Office	Educational Foundations	Education & Human Services	0		191 OFFICE
STAYE 412	Faculty Office	Educational Foundations	Education & Human Services	0		191 OFFICE
STAYE 413	Faculty Office	Educational Foundations	Education & Human Services	0		191 OFFICE
STAYE 415	Faculty Office	Educational Foundations	Education & Human Services	0		191 OFFICE
STAYE 416	Lounge	Dean, College of Education	Education & Human Services	0		325 LOUNGE AREA
STAYE 417	Faculty Office	Educational Foundations	Education & Human Services	0		191 OFFICE
STAYE 419	Faculty Office	Educational Foundations	Education & Human Services	0		191 OFFICE
STAYE 420	Faculty Office	Educational Foundations	Education & Human Services	0		191 OFFICE
STAYE 421	Faculty Office	Educational Foundations	Education & Human Services	0		191 OFFICE
STAYE 422	Faculty Office	Educational Foundations	Education & Human Services	0		191 OFFICE
STAYE 423	Faculty Office	Educational Foundations	Education & Human Services	0		191 OFFICE
STAYE 424	Faculty Office	Educational Foundations	Education & Human Services	0		191 OFFICE
STAYE 425	Faculty Office	Educational Foundations	Education & Human Services	0		191 OFFICE
STAYE 426	Faculty Office Service	Dean, College of Education	Education & Human Services	0		191 OFFICE
STAYE 427	Graduate Student Assistant Office	Educational Foundations	Education & Human Services	0		191 OFFICE
STAYE C2.2A	Classroom Service	Facilities Management	Finance & Administration	0		28 STORAGE
STAYE L2	Lounge	Dean, College of Education	Education & Human Services	0		296 LAPTOP LOUNGE
				<i>Total ASF for Stayer Hall</i>		<i>36,444</i>

### Student Memorial Center

Student Memo 660	Merchandising	Student Services	Student Affairs & Enrollment Mgmt	0		3,614 BOOK ROOM
Student Memo 660	Merchandising	Student Services	Student Affairs & Enrollment Mgmt	0		5,411 BOOKSTORE
Student Memo 315	Administrative Office	Student Services	Student Affairs & Enrollment Mgmt	0		154 OFFICE
Student Memo 665	Merchandising Service	Student Services	Student Affairs & Enrollment Mgmt	0		121 STOCK ROOM
Student Memo 325	Clerical Office	Student Services	Student Affairs & Enrollment Mgmt	0		55 OFFICE
Student Memo 665	Merchandising Service	Student Services	Student Affairs & Enrollment Mgmt	0		512 STORAGE
Student Memo 660	Merchandising	Student Services	Student Affairs & Enrollment Mgmt	0		247 BANK
Student Memo 665	Merchandising Service	Student Services	Student Affairs & Enrollment Mgmt	0		78 COAT/LOCKER AREA
Student Memo 665	Merchandising Service	Student Services	Student Affairs & Enrollment Mgmt	0		334 OPEN FILE WORK AREA
Student Memo 325	Clerical Office	Student Services	Student Affairs & Enrollment Mgmt	0		126 OFFICE
Student Memo 315	Administrative Office	Student Services	Student Affairs & Enrollment Mgmt	0		130 OFFICE

### Building Id: SMC



## ASF by Campus by Building without Unassignable Space Millersville University • Main Campus

Room Id	Room Use Code	Department	College/Administrative U	Stn Cnt	ASF	Features
Student Memo 665	Merchandising Service	Student Services	Student Affairs & Enrollment Mgmt	0	0	116 VAULT
Student Memo 330	Clerical Office Service	Student Services	Student Affairs & Enrollment Mgmt	0	0	34 CLOSET
Student Memo 330	Clerical Office Service	Student Services	Student Affairs & Enrollment Mgmt	0	0	34 CLOSET
Student Memo 665	Merchandising Service	Student Services	Student Affairs & Enrollment Mgmt	0	0	163 STORAGE
Student Memo 315	Administrative Office	Student Services	Student Affairs & Enrollment Mgmt	0	0	273 OFFICE
Student Memo 315	Administrative Office	Student Services	Student Affairs & Enrollment Mgmt	0	0	409 OFFICE
Student Memo 325	Clerical Office	Student Services	Student Affairs & Enrollment Mgmt	0	0	277 OFFICE
Student Memo 315	Administrative Office	Student Services	Student Affairs & Enrollment Mgmt	0	0	241 OFFICE
Student Memo 365	Conference Room	Student Services	Student Affairs & Enrollment Mgmt	0	0	177 CONFERENCE ROOM
Student Memo 660	Merchandising	Student Services	Student Affairs & Enrollment Mgmt	0	0	138 TICKET WINDOW
Student Memo 410	Reading and Study Room	Student Services	Student Affairs & Enrollment Mgmt	0	0	1,161 COMPUTER LAB
Student Memo 455	Library and Study Service	Student Services	Student Affairs & Enrollment Mgmt	0	0	28 STORAGE
Student Memo 315	Administrative Office	Student Services	Student Affairs & Enrollment Mgmt	0	0	158 TICKET MANAGER OFFICE
Student Memo 630	Food Facility	Dining and Conference Services	Finance & Administration	0	0	7,268 DINING ROOM
Student Memo 635	Food Facility Service	Dining and Conference Services	Finance & Administration	0	0	2,938 SERVRY
Student Memo 325	Clerical Office	VP for Student Affairs	Student Affairs & Enrollment Mgmt	0	0	633 VP SUITE OFFICE
Student Memo 336	Student Worker Office	VP for Student Affairs	Student Affairs & Enrollment Mgmt	0	0	149 STUDENT WORKER OFFICE
Student Memo 315	Administrative Office	VP for Student Affairs	Student Affairs & Enrollment Mgmt	0	0	193 ADMIN ASSISTANT OFFICE
Student Memo 315	Administrative Office	VP for Student Affairs	Student Affairs & Enrollment Mgmt	0	0	252 VP OFFICE
Student Memo 365	Conference Room	VP for Student Affairs	Student Affairs & Enrollment Mgmt	0	0	212 CONFERENCE ROOM
Student Memo 315	Administrative Office	VP for Student Affairs	Student Affairs & Enrollment Mgmt	0	0	252 ASSOCIATE VP OFFICE
Student Memo 315	Administrative Office	VP for Student Affairs	Student Affairs & Enrollment Mgmt	0	0	193 JUDICIAL AFFAIRS OFFICE
Student Memo 315	Administrative Office	VP for Student Affairs	Student Affairs & Enrollment Mgmt	0	0	152 ASST. VP OFFICE
Student Memo 315	Administrative Office	Student Services	Student Affairs & Enrollment Mgmt	0	0	111 OFFICE
Student Memo 665	Merchandising Service	Student Services	Student Affairs & Enrollment Mgmt	0	0	183 STAFF LOUNGE
Student Memo 665	Merchandising Service	Student Services	Student Affairs & Enrollment Mgmt	0	0	27 REST ROOM
Student Memo 665	Merchandising Service	Student Services	Student Affairs & Enrollment Mgmt	0	0	27 REST ROOM
Student Memo 665	Merchandising Service	Student Services	Student Affairs & Enrollment Mgmt	0	0	231 STORAGE
Student Memo 665	Merchandising Service	Student Services	Student Affairs & Enrollment Mgmt	0	0	115 STORAGE
Student Memo 665	Merchandising Service	Student Services	Student Affairs & Enrollment Mgmt	0	0	604 RECEIVING AREA
Student Memo 660	Merchandising	Student Services	Student Affairs & Enrollment Mgmt	0	0	1,263 COPY CENTER
Student Memo 660	Merchandising	Student Services	Student Affairs & Enrollment Mgmt	0	0	232 CREDIT UNION
Student Memo 665	Merchandising Service	Student Services	Student Affairs & Enrollment Mgmt	0	0	12 CLOSET
Student Memo 665	Merchandising Service	Student Services	Student Affairs & Enrollment Mgmt	0	0	9 CLOSET
Student Memo 360	Student Activities Services	Student Services	Student Affairs & Enrollment Mgmt	0	0	301 MULTICULTURAL CENTER L
Student Memo 355	Conference Room Service	Student Services	Student Affairs & Enrollment Mgmt	0	0	134 OFFICE

## ASF by Campus by Building without Unassignable Space Millersville University • Main Campus

Room Id	Room Use Code	Department	College/Administrative U	Stn Cnt	ASF	Features
Student Memo 360	Student Activities Services	Student Services	Student Affairs & Enrollment Mgmt	0	139	RESOURCE AREA
Student Memo 635	Food Facility Service	Dining and Conference Services	Finance & Administration	0	1,148	KITCHEN
Student Memo 635	Food Facility Service	Dining and Conference Services	Finance & Administration	0	258	COFFEE BAR
Student Memo 680	Meeting Room	Student Services	Student Affairs & Enrollment Mgmt	0	393	MEETING ROOM
Student Memo 980	Student Union	Student Services	Student Affairs & Enrollment Mgmt	0	5,979	MULTIPURPOSE ROOM
Student Memo 980	Student Union	Student Services	Student Affairs & Enrollment Mgmt	0	276	PROJECTION ROOM
Student Memo 980	Student Union	Student Services	Student Affairs & Enrollment Mgmt	0	454	STORAGE
Student Memo 360	Student Activities Services	Student Programs	Student Affairs & Enrollment Mgmt	0	1,490	STUDENT ORGANIZATION
Student Memo 355	Conference Room Service	Student Programs	Student Affairs & Enrollment Mgmt	0	146	STUDENT ORG FLEX OFFIC
Student Memo 355	Conference Room Service	Student Programs	Student Affairs & Enrollment Mgmt	0	148	BLACK STUDENT UNION OF
Student Memo 355	Conference Room Service	Student Programs	Student Affairs & Enrollment Mgmt	0	146	UAB OFFICE
Student Memo 355	Conference Room Service	Student Programs	Student Affairs & Enrollment Mgmt	0	183	SOLA OFFICE
Student Memo 680	Meeting Room	Student Programs	Student Affairs & Enrollment Mgmt	0	942	MEETING ROOM
Student Memo 355	Conference Room Service	Student Programs	Student Affairs & Enrollment Mgmt	0	377	STUDENT SENATE OFFICE
Student Memo 355	Conference Room Service	Student Programs	Student Affairs & Enrollment Mgmt	0	139	STUDENT ORGANIZATION
Student Memo 685	Meeting Room Service	Student Programs	Student Affairs & Enrollment Mgmt	0	574	STUDENT ACTIVITIES LOU
Student Memo 355	Conference Room Service	Student Programs	Student Affairs & Enrollment Mgmt	0	132	STUDENT ACTIVITIES OFFI
Student Memo 355	Conference Room Service	Student Programs	Student Affairs & Enrollment Mgmt	0	128	GA ORIENTATION OFFICE
Student Memo 355	Conference Room Service	Student Programs	Student Affairs & Enrollment Mgmt	0	133	STUDENT ACTIVITIES OFFI
Student Memo 365	Conference Room	Student Programs	Student Affairs & Enrollment Mgmt	0	239	CONFERENCE ROOM
Student Memo 355	Conference Room Service	Student Programs	Student Affairs & Enrollment Mgmt	0	116	STUDENT ACTIVITIES OFFI
Student Memo 355	Conference Room Service	Student Programs	Student Affairs & Enrollment Mgmt	0	115	STUDENT ACTIVITIES OFFI
Student Memo 360	Student Activities Services	Student Programs	Student Affairs & Enrollment Mgmt	0	130	STORAGE/COPY CENTER
Student Memo 685	Meeting Room Service	Student Programs	Student Affairs & Enrollment Mgmt	0	120	STORAGE
Student Memo 665	Merchandising Service	Student Services	Student Affairs & Enrollment Mgmt	0	27	REST ROOM
Student Memo 680	Meeting Room	Student Services	Student Affairs & Enrollment Mgmt	0	567	MEETING ROOM
Student Memo 355	Conference Room Service	Student Services	Student Affairs & Enrollment Mgmt	0	175	INFORMATION DESK
Student Memo 315	Administrative Office	Student Services	Student Affairs & Enrollment Mgmt	0	95	EVENING OPERATION OFFI
Student Memo 320	Administrative Office Service	Student Services	Student Affairs & Enrollment Mgmt	0	177	MAIL/STORAGE/BREAK RRO
Student Memo 315	Administrative Office	Student Services	Student Affairs & Enrollment Mgmt	0	170	OPERATION MANAGER OFF
Student Memo 670	Recreation	Student Services	Student Affairs & Enrollment Mgmt	0	10,140	FITNESS CENTER
Student Memo 315	Administrative Office	Student Services	Student Affairs & Enrollment Mgmt	0	140	FITNESS CENTER MANAGER
Student Memo 675	Recreation Service	Student Services	Student Affairs & Enrollment Mgmt	0	265	FITNESS CENTER STORAGE
Student Memo 670	Recreation	Student Services	Student Affairs & Enrollment Mgmt	0	6,388	RUNNING TRACK
Student Memo 980	Student Union	Student Programs	Student Affairs & Enrollment Mgmt	0	907	SNAPPER OFFICE
Student Memo 980	Student Union	Student Programs	Student Affairs & Enrollment Mgmt	0	534	BROADCAST STUDIO

## ASF by Campus by Building without Unassignable Space Millersville University • Main Campus

Room Id	Room Use Code	Department	College/Administrative U	Stn Cnt	ASF	Features
Student Memo 980	Student Union	Student Programs	Student Affairs & Enrollment Mgmt	0		434 PRODUCTION STUDIO
Student Memo 980	Student Union	Student Programs	Student Affairs & Enrollment Mgmt	0		160 RADIO LIBRARY
Student Memo 355	Conference Room Service	Student Programs	Student Affairs & Enrollment Mgmt	0		76 OFFICE
Student Memo 355	Conference Room Service	Student Programs	Student Affairs & Enrollment Mgmt	0		76 OFFICE
Student Memo 355	Conference Room Service	Student Programs	Student Affairs & Enrollment Mgmt	0		105 OFFICE
Student Memo 355	Conference Room Service	Student Programs	Student Affairs & Enrollment Mgmt	0		105 OFFICE
Student Memo 355	Conference Room Service	Student Programs	Student Affairs & Enrollment Mgmt	0		105 OFFICE
Student Memo 355	Conference Room Service	Student Programs	Student Affairs & Enrollment Mgmt	0		105 OFFICE
Student Memo 355	Conference Room Service	Student Programs	Student Affairs & Enrollment Mgmt	0		105 OFFICE
Student Memo 360	Student Activities Services	Student Programs	Student Affairs & Enrollment Mgmt	0		269 OFFICE
Student Memo 680	Meeting Room	Student Programs	Student Affairs & Enrollment Mgmt	0		92 STORAGE
Student Memo 685	Meeting Room Service	Student Services	Student Affairs & Enrollment Mgmt	0		1,024 MEETING ROOM
Student Memo 355	Conference Room Service	Student Services	Student Affairs & Enrollment Mgmt	0		9 CLOSET
Student Memo 680	Meeting Room	Student Services	Student Affairs & Enrollment Mgmt	0		171 TECH OFFICE
Student Memo 680	Meeting Room	Student Services	Student Affairs & Enrollment Mgmt	0		727 MEETING ROOM
Student Memo 680	Meeting Room	Student Services	Student Affairs & Enrollment Mgmt	0		365 MEETING ROOM
Student Memo 360	Student Activities Services	Student Services	Student Affairs & Enrollment Mgmt	0		504 MEETING ROOM
Student Memo 630	Food Facility	VP for Student Affairs	Student Affairs & Enrollment Mgmt	0		166 STORAGE
Student Memo 630	Food Facility	Dining and Conference Services	Finance & Administration	0		72 SEATING AREA (PHANTOM)
Student Memo 630	Food Facility	Dining and Conference Services	Finance & Administration	0		41 SEATING AREA (PHANTOM)
Student Memo 630	Food Facility	Dining and Conference Services	Finance & Administration	0		36 SEATING AREA (PHANTOM)
Student Memo 630	Food Facility	Dining and Conference Services	Finance & Administration	0		18 SEATING AREA (PHANTOM)
Student Memo 355	Conference Room Service	Student Services	Student Affairs & Enrollment Mgmt	0		282 TECH OFFICE
Student Memo 355	Conference Room Service	Student Services	Student Affairs & Enrollment Mgmt	0		496 TECH OFFICE
Student Memo 630	Food Facility	Dining and Conference Services	Finance & Administration	0		42 SEATING AREA (PHANTOM)
Student Memo 980	Student Union	Student Programs	Student Affairs & Enrollment Mgmt	0		575 TOUCHSTONE OFFICE
Student Memo 680	Meeting Room	Student Services	Student Affairs & Enrollment Mgmt	0		1,249 MEETING ROOM
Student Memo 685	Meeting Room Service	Student Services	Student Affairs & Enrollment Mgmt	0		20 CLOSET
Student Memo 980	Student Union	Student Services	Student Affairs & Enrollment Mgmt	0		3,023 CLUB DEVILLE\COMMUTER
Student Memo 980	Student Union	Student Services	Student Affairs & Enrollment Mgmt	0		106 STORAGE
Student Memo 315	Administrative Office	Dining and Conference Services	Finance & Administration	0		175 FOOD SERVICE OFFICE
Student Memo 635	Food Facility Service	Dining and Conference Services	Finance & Administration	0		551 FOOD SERVICE STORAGE
Student Memo 320	Administrative Office Service	Student Services	Student Affairs & Enrollment Mgmt	0		124 TICKET OFFICE STORAGE
Student Memo 635	Food Facility Service	Dining and Conference Services	Finance & Administration	0		224 FOOD SERVICE RECEIVING
Student Memo 635	Food Facility Service	Dining and Conference Services	Finance & Administration	0		239 FOOD SERVICE STORAGE
Student Memo 635	Food Facility Service	Dining and Conference Services	Finance & Administration	0		279 FOOD SERVICE STORAGE
Student Memo 675	Recreation Service	Student Services	Student Affairs & Enrollment Mgmt	0		492 MEN'S LOCKER ROOM

## ASF by Campus by Building without Unassignable Space

### Millersville University • Main Campus

Room Id	Room Use Code	Department	College/Administrative U	Stn Cnt	ASF	Features
Student Memo 675	Recreation Service	Student Services	Student Affairs & Enrollment Mgmt	0	611	STORAGE
Student Memo 675	Recreation Service	Student Services	Student Affairs & Enrollment Mgmt	0	506	WOMEN'S LOCKER ROOM
Student Memo 320	Administrative Office Service	Campus Recreation	Student Affairs & Enrollment Mgmt	0	459	OFFICE SUITE LOBBY
Student Memo 320	Administrative Office Service	Campus Recreation	Student Affairs & Enrollment Mgmt	0	159	COPY ROOM
Student Memo 320	Administrative Office Service	Campus Recreation	Student Affairs & Enrollment Mgmt	0	184	STORAGE
Student Memo 336	Student Worker Office	Campus Recreation	Student Affairs & Enrollment Mgmt	0	122	STUDENT WORKER OFFICE
Student Memo 336	Student Worker Office	Campus Recreation	Student Affairs & Enrollment Mgmt	0	122	STUDENT WORKER OFFICE
Student Memo 336	Student Worker Office	Campus Recreation	Student Affairs & Enrollment Mgmt	0	130	STUDENT WORKER OFFICE
Student Memo 315	Administrative Office	Campus Recreation	Student Affairs & Enrollment Mgmt	0	330	ADMINISTRATIVE OFFICE
Student Memo 315	Administrative Office	Campus Recreation	Student Affairs & Enrollment Mgmt	0	198	ADMINISTRATIVE OFFICE
Student Memo 670	Recreation	Student Services	Student Affairs & Enrollment Mgmt	0	1,819	DANCE STUDIO
Student Memo 670	Recreation	Student Services	Student Affairs & Enrollment Mgmt	0	1,652	EXERCISE STUDIO
Student Memo 670	Recreation	Student Services	Student Affairs & Enrollment Mgmt	0	819	RAQUETBALL COURT
Student Memo 670	Recreation	Student Services	Student Affairs & Enrollment Mgmt	0	6,340	MAC GYM
Student Memo 675	Recreation Service	Student Services	Student Affairs & Enrollment Mgmt	0	49	STORAGE
Student Memo 675	Recreation Service	Student Services	Student Affairs & Enrollment Mgmt	0	179	STORAGE
Student Memo 670	Recreation	Student Services	Student Affairs & Enrollment Mgmt	0	834	RAQUETBALL COURT
Student Memo 315	Administrative Office	Student Services	Student Affairs & Enrollment Mgmt	0	140	OFFICE
Student Memo 670	Recreation	Student Services	Student Affairs & Enrollment Mgmt	0	22,066	GYMNASIUM
Student Memo 675	Recreation Service	Student Services	Student Affairs & Enrollment Mgmt	0	193	A/V CONTROL ROOM
Student Memo 675	Recreation Service	Student Services	Student Affairs & Enrollment Mgmt	0	82	STORAGE
Student Memo 675	Recreation Service	Student Services	Student Affairs & Enrollment Mgmt	0	145	FITNESS CENTER DESK
Student Memo 650	Lounge	Student Services	Student Affairs & Enrollment Mgmt	0	512	LOUNGE
Student Memo 650	Lounge	Student Services	Student Affairs & Enrollment Mgmt	0	213	LOBBY
Student Memo 650	Lounge	Student Services	Student Affairs & Enrollment Mgmt	0	1,166	LOBBY
Student Memo 650	Lounge	Student Services	Student Affairs & Enrollment Mgmt	0	1,756	LOBBY
Student Memo 650	Lounge	Student Services	Student Affairs & Enrollment Mgmt	0	2,150	PREFUNCTION LOUNGE
				<i>Total ASF for Student Memorial Center</i>		<i>118,445</i>

### Susan P Luek Hall (Byerly Hall)

### Building Id: BYERL

BYERL 100	110	Classroom	Psychology	80	1,293	MULTI-PURPOSE ROOM
BYERL 101	250	Research Lab	Psychology	0	319	RESEARCH
BYERL 101A	250	Research Lab	Psychology	0	107	LAB A
BYERL 101A.1	255	Research Lab Service	Psychology	0	7	CLOSET
BYERL 101B	250	Research Lab	Psychology	0	93	LAB B

## ASF by Campus by Building without Unassignable Space Millersville University • Main Campus

Room Id	Room Use Code	Department	College/Administrative U	Stn Cnt	ASF	Features
BYERL 101B.1	255	Research Lab Service	Psychology	0	7	CLOSET
BYERL 101C	250	Research Lab	Psychology	0	95	LAB C
BYERL 101C.1	255	Research Lab Service	Psychology	0	8	CLOSET
BYERL 103	220	Open Teaching Lab	Psychology	0	346	OFFICE
BYERL 105	305	Faculty Office	Psychology	0	243	OFFICE
BYERL 106	250	Research Lab	Psychology	16	507	LAB
BYERL 106A	215	Teaching Lab Service	Psychology	0	59	STUDY
BYERL 106B	575	Animal Quarters Service	Psychology	0	71	PREPARATION
BYERL 106B.1	570	Animal Quarters	Psychology	0	77	COLONY
BYERL 108	110	Classroom	Psychology	46	759	CLASSROOM
BYERL 108.1	115	Classroom Service	Psychology	0	23	CLOSET
BYERL 108.2	115	Classroom Service	Psychology	0	7	CLOSET
BYERL 109	210	Teaching Lab	Psychology	27	908	COMPUTER LAB
BYERL 109.1	215	Teaching Lab Service	Psychology	0	8	CLOSET
BYERL 109.2	215	Teaching Lab Service	Psychology	0	6	CLOSET
BYERL 111	315	Administrative Office	Psychology	0	506	OFFICE
BYERL 113	310	Faculty Office Service	Psychology	0	90	RECEPTION
BYERL 113A	305	Faculty Office	Psychology	0	274	OFFICE
BYERL 113B	305	Faculty Office	Psychology	0	113	OFFICE
BYERL 113C	305	Faculty Office	Psychology	0	140	OFFICE
BYERL 113C.1	310	Faculty Office Service	Psychology	0	57	STORAGE
BYERL 115	110	Classroom	Psychology	60	951	CLASSROOM
BYERL 115.1	115	Classroom Service	Psychology	0	6	CLOSET
BYERL 115.2	115	Classroom Service	Psychology	0	6	OFFICE
BYERL 115.3	115	Classroom Service	Psychology	0	7	OFFICE
BYERL 115.4	115	Classroom Service	Psychology	0	20	OFFICE
BYERL 116	365	Conference Room	Psychology	21	419	SEMINAR
BYERL 116.1	370	Conference Room Service	Psychology	0	7	CLOSET
BYERL 116.2	370	Conference Room Service	Psychology	0	6	CLOSET
BYERL 117	305	Faculty Office	Psychology	15	229	OFFICE
BYERL 117.1	310	Faculty Office Service	Psychology	0	5	CLOSET
BYERL 118	110	Classroom	Psychology	48	864	CLASSROOM
BYERL 118.1	115	Classroom Service	Psychology	0	6	CLOSET
BYERL 118.2	115	Classroom Service	Psychology	0	23	CLOSET
BYERL 119	545	Clinic Service	Psychology	0	406	CLINIC
BYERL 119A	540	Clinic	Psychology	23	412	CLINIC A

## ASF by Campus by Building without Unassignable Space Millersville University • Main Campus

Room Id	Room Use Code	Department	College/Administrative U	Stn Cnt	ASF	Features
BYERL 119B	540	Clinic	Psychology	0	159	CLINIC B
BYERL 119B.1	545	Clinic Service	Psychology	0	11	CLOSET
BYERL 119C	540	Clinic	Psychology	0	98	CLINIC C
BYERL 119C.1	545	Clinic Service	Psychology	0	11	CLOSET
BYERL 119D	540	Clinic	Psychology	0	98	CLINIC D
BYERL 119D.1	545	Clinic Service	Psychology	0	11	CLOSET
BYERL 119E	540	Clinic	Psychology	0	98	CLINIC E
BYERL 119E.1	545	Clinic Service	Psychology	0	11	CLOSET
BYERL 119F	540	Clinic	Psychology	0	216	OBSERVATION
BYERL 119F.1	545	Clinic Service	Facilities Management	0	14	VESTIBULE
BYERL 119G	336	Student Worker Office	Psychology	0	106	OFFICE
BYERL 200	110	Classroom	Psychology	57	836	CLASSROOM
BYERL 201	110	Classroom	Psychology	32	598	CLASSROOM
BYERL 202	110	Classroom	Psychology	46	707	CLASSROOM
BYERL 203	365	Conference Room	Psychology	8	298	CONFERENCE ROOM
BYERL 204	305	Faculty Office	Psychology	0	195	OFFICE
BYERL 205	310	Faculty Office Service	Psychology	0	131	KITCHEN
BYERL 206	305	Faculty Office	Psychology	0	175	OFFICE
BYERL 208	305	Faculty Office	Psychology	0	138	OFFICE
BYERL 210	310	Faculty Office Service	Finance & Administration	0	77	RECEPTION
BYERL 210A	305	Faculty Office	Finance & Administration	0	113	OFFICE
BYERL 210A.1	310	Faculty Office Service	Finance & Administration	0	7	CLOSET
BYERL 210A.2	310	Faculty Office Service	Finance & Administration	0	6	CLOSET
BYERL 210B	305	Faculty Office	Finance & Administration	0	124	OFFICE
BYERL 210C	305	Faculty Office	Finance & Administration	0	88	OFFICE
BYERL 210D	305	Faculty Office	Finance & Administration	0	126	OFFICE
BYERL 211	310	Faculty Office Service	Finance & Administration	0	119	RECEPTION
BYERL 211.1	310	Faculty Office Service	Finance & Administration	0	7	CLOSET
BYERL 211.2	310	Faculty Office Service	Finance & Administration	0	9	CLOSET
BYERL 211A	305	Faculty Office	Finance & Administration	0	197	OFFICE
BYERL 211B	305	Faculty Office	Finance & Administration	0	169	OFFICE
BYERL 211C	305	Faculty Office	Finance & Administration	0	148	OFFICE
BYERL 212	305	Faculty Office	Finance & Administration	0	106	OFFICE
BYERL 213	110	Classroom	Finance & Administration	0	687	CLASSROOM
BYERL 213.1	115	Classroom Service	Finance & Administration	45	8	CLOSET
BYERL 213.2	115	Classroom Service	Education & Human Services	0	7	CLOSET
			Finance & Administration	0		

## ASF by Campus by Building without Unassignable Space Millersville University • Main Campus

Room Id	Room Use Code	Department	College/Administrative U	Stn Cnt	ASF	Features
BYERL 214	310	Faculty Office Service	Finance & Administration	0		103 RECEPTION
BYERL 214A	305	Faculty Office	Finance & Administration	0		129 OFFICE
BYERL 214B	305	Faculty Office	Finance & Administration	0		154 OFFICE
BYERL 214C	305	Faculty Office	Finance & Administration	0		163 OFFICE
BYERL 215	305	Faculty Office	Finance & Administration	0		222 OFFICE
BYERL 216	305	Faculty Office	Finance & Administration	0		126 OFFICE
BYERL 218	305	Faculty Office	Education & Human Services	0		108 OFFICE
BYERL 219	650	Lounge	Education & Human Services	0		810 STUDENT LOUNGE
BYERL 220	305	Faculty Office	Education & Human Services	0		103 OFFICE
BYERL 222	303	Faculty Office	Education & Human Services	0		108 OFFICE
BYERL 223	310	Faculty Office Service	Finance & Administration	0		184 RESTROOM
BYERL 223.1	310	Faculty Office Service	Education & Human Services	0		12 CLOSET
BYERL 223A	305	Faculty Office	Education & Human Services	0		144 OFFICE
BYERL 223B	305	Faculty Office	Education & Human Services	0		136 OFFICE
BYERL 223C	305	Faculty Office	Education & Human Services	0		151 OFFICE
BYERL 223D	310	Faculty Office Service	Education & Human Services	0		53 STORAGE
BYERL 224	110	Classroom	Education & Human Services	42		793 CLASSROOM
BYERL 224.1	115	Classroom Service	Education & Human Services	0		7 CLOSET
BYERL 224.2	115	Classroom Service	Education & Human Services	0		6 CLOSET
BYERL 224.3	115	Classroom Service	Education & Human Services	0		6 CLOSET
BYERL 225	110	Classroom	Education & Human Services	40		675 CLASSROOM
BYERL 225.1	115	Classroom Service	Education & Human Services	0		6 CLOSET
BYERL 225.2	115	Classroom Service	Education & Human Services	0		7 CLOSET
BYERL 226	310	Faculty Office Service	Education & Human Services	0		88 RECEPTION
BYERL 226A	305	Faculty Office	Education & Human Services	0		179 OFFICE
BYERL 226B	305	Faculty Office	Education & Human Services	0		124 OFFICE
BYERL 226C	305	Faculty Office	Education & Human Services	0		144 OFFICE
BYERL 226D	305	Faculty Office	Education & Human Services	0		130 OFFICE
<i>Total ASF for Susan P Luek Hall (Byerly Hall)</i>						20,270

### Susquehanna House

### Building Id: SUSQUEH

SUSQUEHANN 060	Alteration or Conversion Area	Inactive Conversion	Inactive Space	0		182 OFFICE
SUSQUEHANN 060	Alteration or Conversion Area	Inactive Conversion	Inactive Space	0		16 CLOSET
SUSQUEHANN 060	Alteration or Conversion Area	Inactive Conversion	Inactive Space	0		195 OFFICE
SUSQUEHANN 060	Alteration or Conversion Area	Inactive Conversion	Inactive Space	0		4 CLOSET

## ASF by Campus by Building without Unassignable Space Millersville University • Main Campus

Room Id	Room Use Code	Department	College/Administrative U	Stn Cnt	ASF	Features
SUSQUEHANN 060	Alteration or Conversion Area	Inactive Conversion	Inactive Space	0		144 OFFICE
SUSQUEHANN 060	Alteration or Conversion Area	Inactive Conversion	Inactive Space	0		18 CLOSET
SUSQUEHANN 060	Alteration or Conversion Area	Inactive Conversion	Inactive Space	0		4 CLOSET
SUSQUEHANN 060	Alteration or Conversion Area	Inactive Conversion	Inactive Space	0		180 OFFICE
SUSQUEHANN 060	Alteration or Conversion Area	Inactive Conversion	Inactive Space	0		30 CLOSET STORAGE
SUSQUEHANN 060	Alteration or Conversion Area	Inactive Conversion	Inactive Space	0		75 STORAGE
SUSQUEHANN 060	Alteration or Conversion Area	Inactive Conversion	Inactive Space	0		10 HALL CLOSET
SUSQUEHANN 060	Alteration or Conversion Area	Inactive Conversion	Inactive Space	0		246 OFFICE
SUSQUEHANN 060	Alteration or Conversion Area	Inactive Conversion	Inactive Space	0		6 CLOSET
SUSQUEHANN 060	Alteration or Conversion Area	Inactive Conversion	Inactive Space	0		6 CLOSET
SUSQUEHANN 060	Alteration or Conversion Area	Inactive Conversion	Inactive Space	0		146 OFFICE
SUSQUEHANN 060	Alteration or Conversion Area	Inactive Conversion	Inactive Space	0		8 CLOSET
SUSQUEHANN 060	Alteration or Conversion Area	Inactive Conversion	Inactive Space	0		8 CLOSET
SUSQUEHANN 060	Alteration or Conversion Area	Inactive Conversion	Inactive Space	0		159 OFFICE
SUSQUEHANN 060	Alteration or Conversion Area	Inactive Conversion	Inactive Space	0		8 CLOSET
SUSQUEHANN 060	Alteration or Conversion Area	Inactive Conversion	Inactive Space	0		4 CLOSET
SUSQUEHANN 060	Alteration or Conversion Area	Inactive Conversion	Inactive Space	0		326 STUDENT WORK AREA
SUSQUEHANN 060	Alteration or Conversion Area	Inactive Conversion	Inactive Space	0		529 CLASSROOM - LAB - ARCH
<i>Total ASF for Susquehanna House</i>					2,304	

### Tanger House

TANGER 101 970	House	Office of the President	President	0		368 KITCHEN
TANGER 102 970	House	Office of the President	President	0		114 CATERING
TANGER 103 970	House	Office of the President	President	0		275 STUDY
TANGER 104 970	House	Office of the President	President	0		51 VESTIBULE
TANGER 105 970	House	Office of the President	President	0		63 RESTROOM
TANGER 106 970	House	Office of the President	President	0		17 CLOSET
TANGER 107 970	House	Office of the President	President	0		18 CLOSET
TANGER 108 970	House	Office of the President	President	0		224 FOYER
TANGER 109 970	House	Office of the President	President	0		54 HALLWAY
TANGER 110 970	House	Office of the President	President	0		30 RESTROOM
TANGER 111 970	House	Office of the President	President	0		255 DINING ROOM
TANGER 112 970	House	Office of the President	President	0		194 LIBRARY
TANGER 113 970	House	Office of the President	President	0		377 LIVING ROOM
TANGER 114 970	House	Office of the President	President	0		319 SUN ROOM

### Building Id: TANGER



## ASF by Campus by Building without Unassignable Space Millersville University • Main Campus

Room Id	Room Use Code	Department	College/Administrative U	Stn Cnt	ASF	Features
TANGER 201	House	Office of the President	President	0	266	BEDROOM
TANGER 202	House	Office of the President	President	0	175	BEDROOM
TANGER 203	House	Office of the President	President	0	179	BEDROOM
TANGER 204	House	Office of the President	President	0	177	BEDROOM
TANGER 205	House	Office of the President	President	0	120	HALLWAY
TANGER 206	House	Office of the President	President	0	63	CORRIDOR
TANGER 207	House	Office of the President	President	0	60	STAIRWAY
TANGER 208	House	Office of the President	President	0	36	CLOSET
TANGER 209	House	Office of the President	President	0	17	LAUNDRY
TANGER 210	House	Office of the President	President	0	7	CLOSET
TANGER 211	House	Office of the President	President	0	77	BATHROOM
TANGER 212	House	Office of the President	President	0	48	BATHROOM
TANGER 213	House	Office of the President	President	0	55	BATHROOM
TANGER 214	House	Office of the President	President	0	16	CLOSET
TANGER 215	House	Office of the President	President	0	33	PASSAGE
TANGER 216	House	Office of the President	President	0	59	CLOSET
TANGER 217	House	Office of the President	President	0	8	CLOSET
TANGER 301	House	Office of the President	President	0	61	HALLWAY
TANGER 302	House	Office of the President	President	0	61	BATHROOM
TANGER 303	House	Office of the President	President	0	40	CEDAR CLOSET
TANGER 304	House	Office of the President	President	0	73	STORAGE
TANGER 305	House	Office of the President	President	0	273	BEDROOM
TANGER 306	House	Office of the President	President	0	169	BEDROOM
TANGER 307	House	Office of the President	President	0	9	CLOSET
TANGER 308	House	Office of the President	President	0	50	CLOSET
TANGER 309	House	Office of the President	President	0	48	MECHANICAL
TANGER 310	House	Office of the President	President	0	15	MECHANICAL
TANGER B-1	House	Office of the President	President	0	1,253	BASEMENT STORAGE
TANGER B-2	House	Office of the President	President	0	151	BASEMENT STORAGE
TANGER B-3	House	Office of the President	President	0	166	BASEMENT STORAGE
TANGER S 2.1	House	Office of the President	President	0	45	STAIRWAY
TANGER S 3.1	House	Office of the President	President	0	29	STAIRWAY
TANGER S 3.2	House	Office of the President	President	0	52	STAIRWAY
TANGER S 4.1	House	Office of the President	President	0	37	STAIRWAY
TANGER S 4.3	House	Office of the President	President	0	67	STAIRWAY
TANGER S-1	House	Office of the President	President	0	13	STAIRWAY

## ASF by Campus by Building without Unassignable Space Millersville University • Main Campus

Room Id	Room Use Code	Department	College/Administrative U	Stn Cnt	ASF	Features
TANGER S-2	970 House	Office of the President	President	0	49	STAIRWAY
				<i>Total ASF for Tanger House</i>		
						<u>6,416</u>
<b><i>Tin Shop</i></b>						
<b><i>Building Id: TIN SHOP</i></b>						
TIN SHOP .02	725 Shop Service	Facilities Management	Finance & Administration	0	280	STORAGE
TIN SHOP .03	725 Shop Service	Facilities Management	Finance & Administration	0	228	FILTER AND STORAGE
TIN SHOP .04	725 Shop Service	Facilities Management	Finance & Administration	0	479	ATHLETIC EQUIPMENT STO
TIN SHOP 100	725 Shop Service	Facilities Management	Finance & Administration	0	530	SHOP AREA
				<i>Total ASF for Tin Shop</i>		
						<u>1,517</u>
<b><i>Tioga (Pole Barn)</i></b>						
<b><i>Building Id: TIOGA (P</i></b>						
TIOGA (POLE	725 Shop Service	Facilities Management	Finance & Administration	0	7,066	SHOP SERVICE
				<i>Total ASF for Tioga (Pole Barn)</i>		
						<u>7,066</u>
<b><i>Trolley Barn</i></b>						
<b><i>Building Id: TROLLEY</i></b>						
TROLLEY BAR	730 Central Storage	Facilities Management	Finance & Administration	0	8,938	STORAGE
				<i>Total ASF for Trolley Barn</i>		
						<u>8,938</u>
<b><i>Ware Center</i></b>						
<b><i>Building Id: OFFFCP 42</i></b>						
OFFFCP 42P 2-	115 Classroom Service	Ware Center	Arts, Humanities, & Social Sciences	0	175	A-V Storage
OFFFCP 42P 2-	110 Classroom	Ware Center	Arts, Humanities, & Social Sciences	18	392	Classroom
OFFFCP 42P 2-	110 Classroom	Ware Center	Arts, Humanities, & Social Sciences	20	376	Classroom
OFFFCP 42P 3-	110 Classroom	Ware Center	Arts, Humanities, & Social Sciences	6	300	CLASSROOM
OFFFCP 42P 3-	115 Classroom Service	Ware Center	Arts, Humanities, & Social Sciences	0	15	CLOSET
OFFFCP 42P 3-	115 Classroom Service	Ware Center	Arts, Humanities, & Social Sciences	0	10	CLOSET
OFFFCP 42P 3-	110 Classroom	Ware Center	Arts, Humanities, & Social Sciences	6	309	Classroom
OFFFCP 42P 3-	115 Classroom Service	Ware Center	Arts, Humanities, & Social Sciences	0	21	CLOSET
OFFFCP 42P 3-	115 Classroom Service	Ware Center	Arts, Humanities, & Social Sciences	0	4	CLOSET
OFFFCP 42P 3-	110 Classroom	Ware Center	Arts, Humanities, & Social Sciences	12	300	Classroom
OFFFCP 42P 3-	115 Classroom Service	Ware Center	Arts, Humanities, & Social Sciences	0	27	CLOSET
OFFFCP 42P 3-	115 Classroom Service	Ware Center	Arts, Humanities, & Social Sciences	0	7	CLOSET
OFFFCP 42P 30	635 Food Facility Service	Ware Center	Arts, Humanities, & Social Sciences	0	451	SERVERY

## ASF by Campus by Building without Unassignable Space Millersville University • Main Campus

Room Id	Room Use Code	Department	College/Administrative U	Stn Cnt	ASF	Features
OFFCP 42P 3- 110	Classroom	Ware Center	Arts, Humanities, & Social Sciences	25	586	CLASSROOM
OFFCP 42P 3- 115	Classroom Service	Ware Center	Arts, Humanities, & Social Sciences	0	23	CLOSET
OFFCP 42P 3- 115	Classroom Service	Ware Center	Arts, Humanities, & Social Sciences	0	10	CLOSET
OFFCP 42P 3- 115	Classroom Service	Ware Center	Arts, Humanities, & Social Sciences	0	22	CLOSET
OFFCP 42P 3- 115	Classroom Service	Ware Center	Arts, Humanities, & Social Sciences	0	4	CLOSET
OFFCP 42P 3- 110	Classroom	Ware Center	Arts, Humanities, & Social Sciences	25	598	Classroom
OFFCP 42P 3- 115	Classroom Service	Ware Center	Arts, Humanities, & Social Sciences	0	26	CLOSET
OFFCP 42P 3- 115	Classroom Service	Ware Center	Arts, Humanities, & Social Sciences	0	29	CLOSET
OFFCP 42P 3- 115	Classroom Service	Ware Center	Arts, Humanities, & Social Sciences	0	4	CLOSET
OFFCP 42P 3- 110	Classroom	Ware Center	Arts, Humanities, & Social Sciences	15	321	Classroom
OFFCP 42P 3- 110	Classroom	Ware Center	Arts, Humanities, & Social Sciences	88	1,441	Classroom
OFFCP 42P 3- 115	Classroom Service	Ware Center	Arts, Humanities, & Social Sciences	0	24	Storage
OFFCP 42P 3- 115	Classroom Service	Ware Center	Arts, Humanities, & Social Sciences	0	56	Storage
OFFCP 42P 3- 655	Lounge Service	Ware Center	Arts, Humanities, & Social Sciences	2	136	Storage
OFFCP 42P 3- 210	Teaching Lab	Ware Center	Arts, Humanities, & Social Sciences	4	172	Class Lab
OFFCP 42P 3- 210	Teaching Lab	Ware Center	Arts, Humanities, & Social Sciences	4	178	Class Lab
OFFCP 42P 3- 110	Classroom	Ware Center	Arts, Humanities, & Social Sciences	15	303	Classroom
OFFCP 42P 3- 110	Classroom	Ware Center	Arts, Humanities, & Social Sciences	25	529	Classroom
OFFCP 42P 3- 110	Classroom	Ware Center	Arts, Humanities, & Social Sciences	20	370	Classroom
OFFCP 42P 3- 615	Assembly/Auditorium Service	Ware Center	Arts, Humanities, & Social Sciences	4	197	Assembly service
OFFCP 42P 3- 610	Assembly/Auditorium	Ware Center	Arts, Humanities, & Social Sciences	25	1,569	Institute
OFFCP 42P 3- 315	Administrative Office	Ware Center	Arts, Humanities, & Social Sciences	3	278	Office
OFFCP 42P 3- 315	Administrative Office	Ware Center	Arts, Humanities, & Social Sciences	3	114	Office
OFFCP 42P 3- 320	Administrative Office Service	Ware Center	Arts, Humanities, & Social Sciences	3	104	Reception
OFFCP 42P 3- 325	Clerical Office	Ware Center	Arts, Humanities, & Social Sciences	2	107	Office
OFFCP 42P 3- 365	Conference Room	Ware Center	Arts, Humanities, & Social Sciences	3	247	Conference Room
OFFCP 42P 3- 655	Lounge Service	Ware Center	Arts, Humanities, & Social Sciences	0	10	Storage
OFFCP 42P 3- 655	Lounge Service	Ware Center	Arts, Humanities, & Social Sciences	0	10	Storage
OFFCP 42P 3- 615	Assembly/Auditorium Service	Ware Center	Arts, Humanities, & Social Sciences	0	70	Pantry
OFFCP 42P 3- 610	Assembly/Auditorium	Ware Center	Arts, Humanities, & Social Sciences	0	4,655	Atrium
OFFCP 42P 42 110	Classroom	Ware Center	Arts, Humanities, & Social Sciences	34	1,218	Classroom
OFFCP 42P 42 110	Classroom	Ware Center	Arts, Humanities, & Social Sciences	31	468	Classroom
OFFCP 42P C3 615	Assembly/Auditorium Service	Ware Center	Arts, Humanities, & Social Sciences	0	18	Closet
OFFCP 42P C3 320	Administrative Office Service	Ware Center	Arts, Humanities, & Social Sciences	0	53	Toilet
OFFCP 42P G- 620	Exhibit and Museum	Ware Center	Arts, Humanities, & Social Sciences	0	152	Display area
OFFCP 42P G- 615	Assembly/Auditorium Service	Ware Center	Arts, Humanities, & Social Sciences	0	78	Ticket Office

## ASF by Campus by Building without Unassignable Space Millersville University • Main Campus

Room Id	Room Use Code	Department	College/Administrative U	Stn Cnt	ASF	Features
OFFCP 42P G- 615	Assembly/Auditorium Service	Ware Center	Arts, Humanities, & Social Sciences	0	106	Coats
OFFCP 42P G- 615	Assembly/Auditorium Service	Ware Center	Arts, Humanities, & Social Sciences	0	108	Coats
OFFCP 42P G- 340	Graduate Assistant Office Service	Ware Center	Arts, Humanities, & Social Sciences	0	223	Office Service
OFFCP 42P G- 335	Graduate Student Assistant Office	Ware Center	Arts, Humanities, & Social Sciences	0	123	Office
OFFCP 42P G- 315	Administrative Office	Ware Center	Arts, Humanities, & Social Sciences	0	126	Office
OFFCP 42P G- 335	Graduate Student Assistant Office	Ware Center	Arts, Humanities, & Social Sciences	0	178	Office
OFFCP 42P G- 340	Graduate Assistant Office Service	Ware Center	Arts, Humanities, & Social Sciences	0	73	Storage
OFFCP 42P G- 110	Classroom	Ware Center	Arts, Humanities, & Social Sciences	0	1,430	Binn's Room
OFFCP 42P G- 115	Classroom Service	Ware Center	Arts, Humanities, & Social Sciences	0	51	Storage
OFFCP 42P G- 315	Administrative Office	Ware Center	Arts, Humanities, & Social Sciences	0	238	Office
OFFCP 42P G- 320	Administrative Office Service	Ware Center	Arts, Humanities, & Social Sciences	0	237	Office Hallway
OFFCP 42P G- 320	Administrative Office Service	Ware Center	Arts, Humanities, & Social Sciences	0	77	Toilet +G25A
OFFCP 42P G- 315	Administrative Office	Ware Center	Arts, Humanities, & Social Sciences	0	143	Office
OFFCP 42P G- 315	Administrative Office	Ware Center	Arts, Humanities, & Social Sciences	0	142	Office
OFFCP 42P G- 320	Administrative Office Service	Ware Center	Arts, Humanities, & Social Sciences	0	91	Copy/Storage
OFFCP 42P G- 315	Administrative Office	Ware Center	Arts, Humanities, & Social Sciences	0	400	Academic Office
OFFCP 42P G- 650	Lounge	Ware Center	Arts, Humanities, & Social Sciences	0	444	Lounge
OFFCP 42P G- 110	Classroom	Ware Center	Arts, Humanities, & Social Sciences	0	258	Classroom
OFFCP 42P G- 655	Lounge Service	Ware Center	Arts, Humanities, & Social Sciences	0	26	Storage
OFFCP 42P G- 655	Lounge Service	Ware Center	Arts, Humanities, & Social Sciences	0	26	Storage
OFFCP 42P G- 615	Assembly/Auditorium Service	Ware Center	Arts, Humanities, & Social Sciences	0	170	Projection Room
OFFCP 42P G- 615	Assembly/Auditorium Service	Ware Center	Arts, Humanities, & Social Sciences	0	8	Closet
OFFCP 42P G- 615	Assembly/Auditorium Service	Ware Center	Arts, Humanities, & Social Sciences	0	33	Storage
OFFCP 42P G- 615	Assembly/Auditorium Service	Ware Center	Arts, Humanities, & Social Sciences	0	193	Kitchen
OFFCP 42P Ga 740	Vehicle Storage	Ware Center	Arts, Humanities, & Social Sciences	0	2,127	Garage
OFFCP 42P L- 315	Administrative Office	Ware Center	Arts, Humanities, & Social Sciences	0	167	Office
OFFCP 42P L- 615	Assembly/Auditorium Service	Ware Center	Arts, Humanities, & Social Sciences	0	386	Building Storage
OFFCP 42P L- 615	Assembly/Auditorium Service	Ware Center	Arts, Humanities, & Social Sciences	0	100	Storage
OFFCP 42P L- 615	Assembly/Auditorium Service	Ware Center	Arts, Humanities, & Social Sciences	0	118	Storage
OFFCP 42P L- 110	Classroom	Ware Center	Arts, Humanities, & Social Sciences	0	420	Classroom
OFFCP 42P L- 615	Assembly/Auditorium Service	Ware Center	Arts, Humanities, & Social Sciences	0	440	Green Room
OFFCP 42P L- 615	Assembly/Auditorium Service	Ware Center	Arts, Humanities, & Social Sciences	0	13	Closet
OFFCP 42P L- 110	Classroom	Ware Center	Arts, Humanities, & Social Sciences	0	852	Backstage (classroom)
OFFCP 42P L- 115	Classroom Service	Ware Center	Arts, Humanities, & Social Sciences	0	25	Closet
OFFCP 42P L- 115	Classroom Service	Ware Center	Arts, Humanities, & Social Sciences	0	30	Closet
OFFCP 42P L- 615	Assembly/Auditorium Service	Ware Center	Arts, Humanities, & Social Sciences	0	262	Storage

## ASF by Campus by Building without Unassignable Space Millersville University • Main Campus

Room Id	Room Use Code	Department	College/Administrative U	Stn Cnt	ASF	Features
OFFCP 42P L- 610	Assembly/Auditorium	Ware Center	Arts, Humanities, & Social Sciences	0	1,199	Platform
OFFCP 42P L- 115	Classroom Service	Ware Center	Arts, Humanities, & Social Sciences	0	179	Classroom Service
OFFCP 42P Re 610	Assembly/Auditorium	Ware Center	Arts, Humanities, & Social Sciences	0	3,100	Recital Hall
<i>Total ASF for Ware Center</i>						<b>30,889</b>

### Washington House

### Building Id: WASHIN

WASHINGTON 325	Clerical Office	VP for Student Affairs	Student Affairs & Enrollment Mgmt	0	167	OFFICE
WASHINGTON 365	Conference Room	VP for Student Affairs	Student Affairs & Enrollment Mgmt	0	139	CONFERENCE AREA
WASHINGTON 315	Administrative Office	VP for Student Affairs	Student Affairs & Enrollment Mgmt	0	143	OFFICE
WASHINGTON 320	Administrative Office Service	VP for Student Affairs	Student Affairs & Enrollment Mgmt	0	2	CLOSET
WASHINGTON 320	Administrative Office Service	VP for Student Affairs	Student Affairs & Enrollment Mgmt	0	86	KITCHEN
WASHINGTON 320	Administrative Office Service	VP for Student Affairs	Student Affairs & Enrollment Mgmt	0	91	STORAGE
WASHINGTON 325	Clerical Office	VP for Student Affairs	Student Affairs & Enrollment Mgmt	0	109	OFFICE
WASHINGTON 320	Administrative Office Service	VP for Student Affairs	Student Affairs & Enrollment Mgmt	0	14	CLOSET
WASHINGTON 320	Administrative Office Service	VP for Student Affairs	Student Affairs & Enrollment Mgmt	0	5	CLOSET
WASHINGTON 325	Clerical Office	VP for Student Affairs	Student Affairs & Enrollment Mgmt	0	143	OFFICE
WASHINGTON 320	Administrative Office Service	VP for Student Affairs	Student Affairs & Enrollment Mgmt	0	8	CLOSET
WASHINGTON 325	Clerical Office	VP for Student Affairs	Student Affairs & Enrollment Mgmt	0	137	OFFICE
WASHINGTON 320	Administrative Office Service	VP for Student Affairs	Student Affairs & Enrollment Mgmt	0	8	CLOSET
WASHINGTON 725	Shop Service	Nonassignable	Nonassignable	0	215	10' X 21'6"
WASHINGTON 725	Shop Service	Nonassignable	Nonassignable	0	215	10' X 21'6"
<i>Total ASF for Washington House</i>						<b>1,482</b>

### West Village Wing A

### Building Id: WV Wing

WV Wing A A- 920	Sleep/Study w/ Toilet/Bath	Housing & Residential Programs	Student Affairs & Enrollment Mgmt	0	73	Vestibule
WV Wing A A- 920	Sleep/Study w/ Toilet/Bath	Housing & Residential Programs	Student Affairs & Enrollment Mgmt	0	117	Bedroom
WV Wing A A- 920	Sleep/Study w/ Toilet/Bath	Housing & Residential Programs	Student Affairs & Enrollment Mgmt	0	108	Bedroom
WV Wing A A- 920	Sleep/Study w/ Toilet/Bath	Housing & Residential Programs	Student Affairs & Enrollment Mgmt	0	45	Bathroom
WV Wing A A- 920	Sleep/Study w/ Toilet/Bath	Housing & Residential Programs	Student Affairs & Enrollment Mgmt	0	50	Vestibule
WV Wing A A- 920	Sleep/Study w/ Toilet/Bath	Housing & Residential Programs	Student Affairs & Enrollment Mgmt	0	133	Bedroom
WV Wing A A- 920	Sleep/Study w/ Toilet/Bath	Housing & Residential Programs	Student Affairs & Enrollment Mgmt	0	46	Bathroom
WV Wing A A- 920	Sleep/Study w/ Toilet/Bath	Housing & Residential Programs	Student Affairs & Enrollment Mgmt	0	117	Vestibule
WV Wing A A- 920	Sleep/Study w/ Toilet/Bath	Housing & Residential Programs	Student Affairs & Enrollment Mgmt	0	115	Vestibule
WV Wing A A- 920	Sleep/Study w/ Toilet/Bath	Housing & Residential Programs	Student Affairs & Enrollment Mgmt	0	217	Bedroom





















## ASF by Campus by Building without Unassignable Space Millersville University • Main Campus

Room Id	Room Use Code	Department	College/Administrative U	Stn Cnt	ASF	Features
WV Wing A A- 920	Sleep/Study w/ Toilet/Bath	Housing & Residential Programs	Student Affairs & Enrollment Mgmt	0	43	Bathroom
WV Wing A A- 920	Sleep/Study w/ Toilet/Bath	Housing & Residential Programs	Student Affairs & Enrollment Mgmt	0	36	Bathroom
WV Wing A A- 920	Sleep/Study w/ Toilet/Bath	Housing & Residential Programs	Student Affairs & Enrollment Mgmt	0	73	Vestibule
WV Wing A A- 920	Sleep/Study w/ Toilet/Bath	Housing & Residential Programs	Student Affairs & Enrollment Mgmt	0	104	Bedroom
WV Wing A A- 920	Sleep/Study w/ Toilet/Bath	Housing & Residential Programs	Student Affairs & Enrollment Mgmt	0	119	Bedroom
WV Wing A A- 920	Sleep/Study w/ Toilet/Bath	Housing & Residential Programs	Student Affairs & Enrollment Mgmt	0	45	Bathroom
WV Wing A A- 630	Food Facility	Housing & Residential Programs	Student Affairs & Enrollment Mgmt	0	280	Kitchen
WV Wing A A- 410	Reading and Study Room	Housing & Residential Programs	Student Affairs & Enrollment Mgmt	0	227	Study Lounge
WV Wing A A- 670	Recreation	Housing & Residential Programs	Student Affairs & Enrollment Mgmt	0	960	Recreation Room
WV Wing A A- 315	Administrative Office	Housing & Residential Programs	Student Affairs & Enrollment Mgmt	0	176	Reception
WV Wing A A- 315	Administrative Office	Housing & Residential Programs	Student Affairs & Enrollment Mgmt	0	283	RD Office
WV Wing A A- 935	Sleep/Study Service	Housing & Residential Programs	Student Affairs & Enrollment Mgmt	0	110	Storage
WV Wing A A- 410	Reading and Study Room	Housing & Residential Programs	Student Affairs & Enrollment Mgmt	0	227	Study Lounge
WV Wing A A- 410	Reading and Study Room	Housing & Residential Programs	Student Affairs & Enrollment Mgmt	0	693	Lounge
WV Wing A A- 410	Reading and Study Room	Housing & Residential Programs	Student Affairs & Enrollment Mgmt	0	225	Study Lounge
WV Wing A A- 410	Reading and Study Room	Housing & Residential Programs	Student Affairs & Enrollment Mgmt	0	689	Lounge
WV Wing A A- 920	Sleep/Study w/ Toilet/Bath	Housing & Residential Programs	Student Affairs & Enrollment Mgmt	0	73	Vestibule
WV Wing A A- 920	Sleep/Study w/ Toilet/Bath	Housing & Residential Programs	Student Affairs & Enrollment Mgmt	0	117	Bedroom
WV Wing A A- 920	Sleep/Study w/ Toilet/Bath	Housing & Residential Programs	Student Affairs & Enrollment Mgmt	0	108	Bedroom
WV Wing A A- 920	Sleep/Study w/ Toilet/Bath	Housing & Residential Programs	Student Affairs & Enrollment Mgmt	0	45	Bathroom
WV Wing A A- 935	Sleep/Study Service	Housing & Residential Programs	Student Affairs & Enrollment Mgmt	0	97	Print Center
WV Wing A A- 935	Sleep/Study Service	Housing & Residential Programs	Student Affairs & Enrollment Mgmt	0	109	Storage
WV Wing A A- 935	Sleep/Study Service	Housing & Residential Programs	Student Affairs & Enrollment Mgmt	0	28	Storage
WV Wing A A- 935	Sleep/Study Service	Housing & Residential Programs	Student Affairs & Enrollment Mgmt	0	53	Storage
WV Wing A A- 935	Sleep/Study Service	Housing & Residential Programs	Student Affairs & Enrollment Mgmt	0	53	Storage
WV Wing A A- 935	Sleep/Study Service	Housing & Residential Programs	Student Affairs & Enrollment Mgmt	0	109	Storage
WV Wing A A- 935	Sleep/Study Service	Housing & Residential Programs	Student Affairs & Enrollment Mgmt	0	360	Storage
WV Wing A A- 935	Sleep/Study Service	Housing & Residential Programs	Student Affairs & Enrollment Mgmt	0	52	Storage
WV Wing A A- 920	Sleep/Study w/ Toilet/Bath	Housing & Residential Programs	Student Affairs & Enrollment Mgmt	0	50	Vestibule
WV Wing A A- 920	Sleep/Study w/ Toilet/Bath	Housing & Residential Programs	Student Affairs & Enrollment Mgmt	0	133	Bedroom
WV Wing A A- 920	Sleep/Study w/ Toilet/Bath	Housing & Residential Programs	Student Affairs & Enrollment Mgmt	0	46	Bathroom
WV Wing A A- 920	Sleep/Study w/ Toilet/Bath	Housing & Residential Programs	Student Affairs & Enrollment Mgmt	0	116	Vestibule
WV Wing A A- 920	Sleep/Study w/ Toilet/Bath	Housing & Residential Programs	Student Affairs & Enrollment Mgmt	0	218	Bedroom
WV Wing A A- 920	Sleep/Study w/ Toilet/Bath	Housing & Residential Programs	Student Affairs & Enrollment Mgmt	0	203	Bedroom
WV Wing A A- 920	Sleep/Study w/ Toilet/Bath	Housing & Residential Programs	Student Affairs & Enrollment Mgmt	0	36	Bathroom
WV Wing A A- 920	Sleep/Study w/ Toilet/Bath	Housing & Residential Programs	Student Affairs & Enrollment Mgmt	0	43	Bathroom























## ASF by Campus by Building without Unassignable Space Millersville University • Main Campus

Room Id	Room Use Code	Department	College/Administrative U	Stn Cnt	ASF	Features
WV Wing B B- 920	Sleep/Study w/ Toilet/Bath	Housing & Residential Programs	Student Affairs & Enrollment Mgmt	0	118	Vestibule
WV Wing B B- 920	Sleep/Study w/ Toilet/Bath	Housing & Residential Programs	Student Affairs & Enrollment Mgmt	0	200	Bedroom
WV Wing B B- 920	Sleep/Study w/ Toilet/Bath	Housing & Residential Programs	Student Affairs & Enrollment Mgmt	0	215	Bedroom
WV Wing B B- 920	Sleep/Study w/ Toilet/Bath	Housing & Residential Programs	Student Affairs & Enrollment Mgmt	0	36	Bathroom
WV Wing B B- 920	Sleep/Study w/ Toilet/Bath	Housing & Residential Programs	Student Affairs & Enrollment Mgmt	0	43	Bathroom
WV Wing B B- 920	Sleep/Study w/ Toilet/Bath	Housing & Residential Programs	Student Affairs & Enrollment Mgmt	0	118	Vestibule
WV Wing B B- 920	Sleep/Study w/ Toilet/Bath	Housing & Residential Programs	Student Affairs & Enrollment Mgmt	0	215	Bedroom
WV Wing B B- 920	Sleep/Study w/ Toilet/Bath	Housing & Residential Programs	Student Affairs & Enrollment Mgmt	0	200	Bedroom
WV Wing B B- 920	Sleep/Study w/ Toilet/Bath	Housing & Residential Programs	Student Affairs & Enrollment Mgmt	0	36	Bathroom
WV Wing B B- 920	Sleep/Study w/ Toilet/Bath	Housing & Residential Programs	Student Affairs & Enrollment Mgmt	0	43	Bathroom
WV Wing B B- 920	Sleep/Study w/ Toilet/Bath	Housing & Residential Programs	Student Affairs & Enrollment Mgmt	0	117	Vestibule
WV Wing B B- 920	Sleep/Study w/ Toilet/Bath	Housing & Residential Programs	Student Affairs & Enrollment Mgmt	0	200	Bedroom
WV Wing B B- 920	Sleep/Study w/ Toilet/Bath	Housing & Residential Programs	Student Affairs & Enrollment Mgmt	0	215	Bedroom
WV Wing B B- 920	Sleep/Study w/ Toilet/Bath	Housing & Residential Programs	Student Affairs & Enrollment Mgmt	0	43	Bathroom
WV Wing B B- 920	Sleep/Study w/ Toilet/Bath	Housing & Residential Programs	Student Affairs & Enrollment Mgmt	0	36	Bathroom
WV Wing B B- 920	Sleep/Study w/ Toilet/Bath	Housing & Residential Programs	Student Affairs & Enrollment Mgmt	0	142	Vestibule
WV Wing B B- 920	Sleep/Study w/ Toilet/Bath	Housing & Residential Programs	Student Affairs & Enrollment Mgmt	0	202	Bedroom
WV Wing B B- 920	Sleep/Study w/ Toilet/Bath	Housing & Residential Programs	Student Affairs & Enrollment Mgmt	0	218	Bedroom
WV Wing B B- 920	Sleep/Study w/ Toilet/Bath	Housing & Residential Programs	Student Affairs & Enrollment Mgmt	0	75	Bathroom
WV Wing B B- 920	Sleep/Study w/ Toilet/Bath	Housing & Residential Programs	Student Affairs & Enrollment Mgmt	0	36	Bathroom
WV Wing B B- 920	Sleep/Study w/ Toilet/Bath	Housing & Residential Programs	Student Affairs & Enrollment Mgmt	0	69	Vestibule
WV Wing B B- 920	Sleep/Study w/ Toilet/Bath	Housing & Residential Programs	Student Affairs & Enrollment Mgmt	0	202	Bedroom
WV Wing B B- 920	Sleep/Study w/ Toilet/Bath	Housing & Residential Programs	Student Affairs & Enrollment Mgmt	0	47	Bathroom
WV Wing B B- 920	Sleep/Study w/ Toilet/Bath	Housing & Residential Programs	Student Affairs & Enrollment Mgmt	0	73	Vestibule
WV Wing B B- 920	Sleep/Study w/ Toilet/Bath	Housing & Residential Programs	Student Affairs & Enrollment Mgmt	0	119	Bedroom
WV Wing B B- 920	Sleep/Study w/ Toilet/Bath	Housing & Residential Programs	Student Affairs & Enrollment Mgmt	0	104	Bedroom
WV Wing B B- 920	Sleep/Study w/ Toilet/Bath	Housing & Residential Programs	Student Affairs & Enrollment Mgmt	0	45	Bathroom
WV Wing B B- 920	Sleep/Study w/ Toilet/Bath	Housing & Residential Programs	Student Affairs & Enrollment Mgmt	0	76	Vestibule
WV Wing B B- 920	Sleep/Study w/ Toilet/Bath	Housing & Residential Programs	Student Affairs & Enrollment Mgmt	0	130	Bedroom
WV Wing B B- 920	Sleep/Study w/ Toilet/Bath	Housing & Residential Programs	Student Affairs & Enrollment Mgmt	0	48	Bathroom
WV Wing B B- 920	Sleep/Study w/ Toilet/Bath	Housing & Residential Programs	Student Affairs & Enrollment Mgmt	0	117	Vestibule



## ASF by Campus by Building without Unassignable Space Millersville University • Main Campus

Room Id	Room Use Code	Department	College/Administrative U	Stn Cnt	ASF	Features
WV Wing B B- 920	Sleep/Study w/ Toilet/Bath	Housing & Residential Programs	Student Affairs & Enrollment Mgmt	0	104	Bedroom
WV Wing B B- 920	Sleep/Study w/ Toilet/Bath	Housing & Residential Programs	Student Affairs & Enrollment Mgmt	0	45	Bathroom
WV Wing B B- 920	Sleep/Study w/ Toilet/Bath	Housing & Residential Programs	Student Affairs & Enrollment Mgmt	0	116	Vestibule
WV Wing B B- 920	Sleep/Study w/ Toilet/Bath	Housing & Residential Programs	Student Affairs & Enrollment Mgmt	0	199	Bedroom
WV Wing B B- 920	Sleep/Study w/ Toilet/Bath	Housing & Residential Programs	Student Affairs & Enrollment Mgmt	0	212	Bedroom
WV Wing B B- 920	Sleep/Study w/ Toilet/Bath	Housing & Residential Programs	Student Affairs & Enrollment Mgmt	0	43	Bathroom
WV Wing B B- 920	Sleep/Study w/ Toilet/Bath	Housing & Residential Programs	Student Affairs & Enrollment Mgmt	0	36	Bathroom
WV Wing B B- 920	Sleep/Study w/ Toilet/Bath	Housing & Residential Programs	Student Affairs & Enrollment Mgmt	0	86	Vestibule
WV Wing B B- 920	Sleep/Study w/ Toilet/Bath	Housing & Residential Programs	Student Affairs & Enrollment Mgmt	0	104	Bedroom
WV Wing B B- 920	Sleep/Study w/ Toilet/Bath	Housing & Residential Programs	Student Affairs & Enrollment Mgmt	0	107	Bedroom
WV Wing B B- 920	Sleep/Study w/ Toilet/Bath	Housing & Residential Programs	Student Affairs & Enrollment Mgmt	0	45	Bathroom
WV Wing B B- 920	Sleep/Study w/ Toilet/Bath	Housing & Residential Programs	Student Affairs & Enrollment Mgmt	0	73	Vestibule
WV Wing B B- 920	Sleep/Study w/ Toilet/Bath	Housing & Residential Programs	Student Affairs & Enrollment Mgmt	0	104	Bedroom
WV Wing B B- 920	Sleep/Study w/ Toilet/Bath	Housing & Residential Programs	Student Affairs & Enrollment Mgmt	0	119	Bedroom
WV Wing B B- 920	Sleep/Study w/ Toilet/Bath	Housing & Residential Programs	Student Affairs & Enrollment Mgmt	0	45	Bathroom
WV Wing B B- 920	Sleep/Study w/ Toilet/Bath	Housing & Residential Programs	Student Affairs & Enrollment Mgmt	0	73	Vestibule
WV Wing B B- 920	Sleep/Study w/ Toilet/Bath	Housing & Residential Programs	Student Affairs & Enrollment Mgmt	0	109	Bedroom
WV Wing B B- 920	Sleep/Study w/ Toilet/Bath	Housing & Residential Programs	Student Affairs & Enrollment Mgmt	0	106	Bedroom
WV Wing B B- 920	Sleep/Study w/ Toilet/Bath	Housing & Residential Programs	Student Affairs & Enrollment Mgmt	0	45	Bathroom
WV Wing B B- 630	Food Facility	Housing & Residential Programs	Student Affairs & Enrollment Mgmt	0	277	kitchen
WV Wing B B- 410	Reading and Study Room	Housing & Residential Programs	Student Affairs & Enrollment Mgmt	0	227	Study Lounge
WV Wing B B- 920	Sleep/Study w/ Toilet/Bath	Housing & Residential Programs	Student Affairs & Enrollment Mgmt	0	281	Office
WV Wing B B- 920	Sleep/Study w/ Toilet/Bath	Housing & Residential Programs	Student Affairs & Enrollment Mgmt	0	186	Office
WV Wing B B- 670	Recreation	Housing & Residential Programs	Student Affairs & Enrollment Mgmt	0	959	Recreation Room
WV Wing B B- 410	Reading and Study Room	Housing & Residential Programs	Student Affairs & Enrollment Mgmt	0	227	Study Lounge
WV Wing B B- 410	Reading and Study Room	Housing & Residential Programs	Student Affairs & Enrollment Mgmt	0	696	Lounge
WV Wing B B- 935	Sleep/Study Service	Housing & Residential Programs	Student Affairs & Enrollment Mgmt	0	245	Laundry
WV Wing B B- 410	Reading and Study Room	Housing & Residential Programs	Student Affairs & Enrollment Mgmt	0	226	Study Lounge
WV Wing B B- 410	Reading and Study Room	Housing & Residential Programs	Student Affairs & Enrollment Mgmt	0	689	lounge
WV Wing B B- 935	Sleep/Study Service	Housing & Residential Programs	Student Affairs & Enrollment Mgmt	0	110	Storage
WV Wing B B- 410	Reading and Study Room	Housing & Residential Programs	Student Affairs & Enrollment Mgmt	0	227	Study Lounge
WV Wing B B- 935	Sleep/Study Service	Housing & Residential Programs	Student Affairs & Enrollment Mgmt	0	94	Print Center
WV Wing B B- 935	Sleep/Study Service	Housing & Residential Programs	Student Affairs & Enrollment Mgmt	0	109	Storage
WV Wing B B- 935	Sleep/Study Service	Housing & Residential Programs	Student Affairs & Enrollment Mgmt	0	53	Storage
WV Wing B B- 935	Sleep/Study Service	Housing & Residential Programs	Student Affairs & Enrollment Mgmt	0	109	Storage
WV Wing B B- 935	Sleep/Study Service	Housing & Residential Programs	Student Affairs & Enrollment Mgmt	0	52	Storage





## ASF by Campus by Building without Unassignable Space Millersville University • Main Campus

Room Id	Room Use Code	Department	College/Administrative U	Stn Cnt	ASF	Features
WV Wing B B- 920	Sleep/Study w/ Toilet/Bath	Housing & Residential Programs	Student Affairs & Enrollment Mgmt	0		112 Bedroom
WV Wing B B- 920	Sleep/Study w/ Toilet/Bath	Housing & Residential Programs	Student Affairs & Enrollment Mgmt	0		108 Bedroom
WV Wing B B- 920	Sleep/Study w/ Toilet/Bath	Housing & Residential Programs	Student Affairs & Enrollment Mgmt	0		45 Bathroom
WV Wing B B- 920	Sleep/Study w/ Toilet/Bath	Housing & Residential Programs	Student Affairs & Enrollment Mgmt	0		116 Vestibule
WV Wing B B- 920	Sleep/Study w/ Toilet/Bath	Housing & Residential Programs	Student Affairs & Enrollment Mgmt	0		117 Bedroom
WV Wing B B- 920	Sleep/Study w/ Toilet/Bath	Housing & Residential Programs	Student Affairs & Enrollment Mgmt	0		109 Bedroom
WV Wing B B- 920	Sleep/Study w/ Toilet/Bath	Housing & Residential Programs	Student Affairs & Enrollment Mgmt	0		64 Bathroom
WV Wing B B- 920	Sleep/Study w/ Toilet/Bath	Housing & Residential Programs	Student Affairs & Enrollment Mgmt	0		117 Vestibule
WV Wing B B- 920	Sleep/Study w/ Toilet/Bath	Housing & Residential Programs	Student Affairs & Enrollment Mgmt	0		215 Bedroom
WV Wing B B- 920	Sleep/Study w/ Toilet/Bath	Housing & Residential Programs	Student Affairs & Enrollment Mgmt	0		203 Bedroom
WV Wing B B- 920	Sleep/Study w/ Toilet/Bath	Housing & Residential Programs	Student Affairs & Enrollment Mgmt	0		36 Bathroom
WV Wing B B- 920	Sleep/Study w/ Toilet/Bath	Housing & Residential Programs	Student Affairs & Enrollment Mgmt	0		43 Bathroom
WV Wing B B- 920	Sleep/Study w/ Toilet/Bath	Housing & Residential Programs	Student Affairs & Enrollment Mgmt	0		57 Vestibule
WV Wing B B- 920	Sleep/Study w/ Toilet/Bath	Housing & Residential Programs	Student Affairs & Enrollment Mgmt	0		176 Bedroom
WV Wing B B- 920	Sleep/Study w/ Toilet/Bath	Housing & Residential Programs	Student Affairs & Enrollment Mgmt	0		109 Bedroom
WV Wing B B- 920	Sleep/Study w/ Toilet/Bath	Housing & Residential Programs	Student Affairs & Enrollment Mgmt	0		76 Bathroom
WV Wing B B- 920	Sleep/Study w/ Toilet/Bath	Housing & Residential Programs	Student Affairs & Enrollment Mgmt	0		87 Bathroom
WV Wing B B- 920	Sleep/Study w/ Toilet/Bath	Housing & Residential Programs	Student Affairs & Enrollment Mgmt	0		270 Living Room
WV Wing B B- 630	Food Facility	Housing & Residential Programs	Student Affairs & Enrollment Mgmt	0		93 Kitchen
<i>Total ASF for West Village Wing B</i>					<b>50,402</b>	

### West Village Wing C

WV Wing C C- 910	Sleep/Study w/o Toilet/Bath	Housing & Residential Programs	Student Affairs & Enrollment Mgmt	0		111 Bedroom
WV Wing C C- 910	Sleep/Study w/o Toilet/Bath	Housing & Residential Programs	Student Affairs & Enrollment Mgmt	0		111 Bedroom
WV Wing C C- 910	Sleep/Study w/o Toilet/Bath	Housing & Residential Programs	Student Affairs & Enrollment Mgmt	0		119 Bedroom
WV Wing C C- 910	Sleep/Study w/o Toilet/Bath	Housing & Residential Programs	Student Affairs & Enrollment Mgmt	0		116 Bedroom
WV Wing C C- 910	Sleep/Study w/o Toilet/Bath	Housing & Residential Programs	Student Affairs & Enrollment Mgmt	0		114 Bedroom
WV Wing C C- 919	Toilet/Bath	Housing & Residential Programs	Student Affairs & Enrollment Mgmt	0		254 Bathroom
WV Wing C C- 910	Sleep/Study w/o Toilet/Bath	Housing & Residential Programs	Student Affairs & Enrollment Mgmt	0		110 Bedroom
WV Wing C C- 910	Sleep/Study w/o Toilet/Bath	Housing & Residential Programs	Student Affairs & Enrollment Mgmt	0		110 Bedroom
WV Wing C C- 910	Sleep/Study w/o Toilet/Bath	Housing & Residential Programs	Student Affairs & Enrollment Mgmt	0		116 Bedroom
WV Wing C C- 910	Sleep/Study w/o Toilet/Bath	Housing & Residential Programs	Student Affairs & Enrollment Mgmt	0		113 Bedroom
WV Wing C C- 910	Sleep/Study w/o Toilet/Bath	Housing & Residential Programs	Student Affairs & Enrollment Mgmt	0		111 Bedroom
WV Wing C C- 910	Sleep/Study w/o Toilet/Bath	Housing & Residential Programs	Student Affairs & Enrollment Mgmt	0		111 Bedroom
WV Wing C C- 910	Sleep/Study w/o Toilet/Bath	Housing & Residential Programs	Student Affairs & Enrollment Mgmt	0		113 Bedroom

### Building Id: WV Wing

Student Affairs & Enrollment Mgmt	0	111 Bedroom
Student Affairs & Enrollment Mgmt	0	111 Bedroom
Student Affairs & Enrollment Mgmt	0	119 Bedroom
Student Affairs & Enrollment Mgmt	0	116 Bedroom
Student Affairs & Enrollment Mgmt	0	114 Bedroom
Student Affairs & Enrollment Mgmt	0	254 Bathroom
Student Affairs & Enrollment Mgmt	0	110 Bedroom
Student Affairs & Enrollment Mgmt	0	110 Bedroom
Student Affairs & Enrollment Mgmt	0	116 Bedroom
Student Affairs & Enrollment Mgmt	0	113 Bedroom
Student Affairs & Enrollment Mgmt	0	111 Bedroom
Student Affairs & Enrollment Mgmt	0	111 Bedroom
Student Affairs & Enrollment Mgmt	0	113 Bedroom



## ASF by Campus by Building without Unassignable Space

### Millersville University • Main Campus

Room Id	Room Use Code	Department	College/Administrative U	Stn Cnt	ASF	Features
WV Wing C CL 410	Reading and Study Room	Housing & Residential Programs	Student Affairs & Enrollment Mgmt	0	0	347 Study Lounge
WV Wing C C- 410	Reading and Study Room	Housing & Residential Programs	Student Affairs & Enrollment Mgmt	0	0	338 Lounge
WV Wing C CL 410	Reading and Study Room	Housing & Residential Programs	Student Affairs & Enrollment Mgmt	0	0	158 Study Lounge
WV Wing C C- 410	Reading and Study Room	Housing & Residential Programs	Student Affairs & Enrollment Mgmt	0	0	739 Lounge
<i>Total ASF for West Village Wing C</i>						<b>8,153</b>

#### **Wickersham Hall**

#### **Building Id: WICKE**

WICKE 100	Classroom	Mathematics	Science & Technology	18	0	655 STUDENT CLASSROOM
WICKE 100A	Classroom Service	Mathematics	Science & Technology	0	0	6 CLASSROOM CLOSET
WICKE 101	Classroom	Mathematics	Science & Technology	35	0	647 STUDENT CLASSROOM
WICKE 101A	Classroom Service	Mathematics	Science & Technology	0	0	6 CLASSROOM CLOSET
WICKE 101B	Classroom	Mathematics	Science & Technology	0	0	6 CLASSROOM CLOSET
WICKE 102	Faculty Office	Mathematics	Science & Technology	0	0	203 FACULTY OFFICE
WICKE 104	Classroom	Mathematics	Science & Technology	37	0	812 STUDENT CLASSROOM
WICKE 104A	Classroom Service	Mathematics	Science & Technology	0	0	51 CLASSROOM STORAGE CLO
WICKE 105	Faculty Office Service	Mathematics	Science & Technology	0	0	71 FACULTY OFFICE WAITING
WICKE 105A	Faculty Office	Mathematics	Science & Technology	0	0	143 FACULTY OFFICE
WICKE 105B	Faculty Office	Mathematics	Science & Technology	0	0	155 FACULTY OFFICE
WICKE 105C	Faculty Office	Mathematics	Science & Technology	0	0	176 FACULTY OFFICE
WICKE 107	Faculty Office Service	Mathematics	Science & Technology	0	0	99 FACULTY COPY ROOM
WICKE 108	Classroom	Mathematics	Science & Technology	35	0	874 STUDENT CLASSROOM -CO
WICKE 109	Faculty Office Service	Mathematics	Science & Technology	0	0	76 FACULTY OFFICE WAITING
WICKE 109A	Faculty Office	Mathematics	Science & Technology	0	0	154 FACULTY OFFICE
WICKE 109B	Faculty Office	Mathematics	Science & Technology	0	0	180 FACULTY OFFICE
WICKE 109C	Faculty Office	Mathematics	Science & Technology	0	0	160 FACULTY OFFICE
WICKE 109D	Faculty Office	Mathematics	Science & Technology	0	0	158 FACULTY OFFICE
WICKE 110	Faculty Office	Mathematics	Science & Technology	0	0	170 FACULTY OFFICE
WICKE 112	Classroom	Mathematics	Science & Technology	38	0	654 STUDENT CLASSROOM
WICKE 112A	Classroom Service	Mathematics	Science & Technology	0	0	6 CLASSROOM CLOSET
WICKE 112B	Classroom Service	Mathematics	Science & Technology	0	0	6 CLASSROOM CLOSET
WICKE 115	Classroom	Mathematics	Science & Technology	34	0	627 STUDENT CLASSROOM
WICKE 115A	Classroom Service	Mathematics	Science & Technology	0	0	6 CLASSROOM CLOSET
WICKE 115B	Classroom Service	Mathematics	Science & Technology	0	0	6 CLASSROOM CLOSET
WICKE 200	Classroom	Mathematics	Science & Technology	38	0	655 STUDENT CLASSROOM
WICKE 200A	Classroom Service	Mathematics	Science & Technology	0	0	6 CLASSROOM CLOSET



## ASF by Campus by Building without Unassignable Space Millersville University • Main Campus

Room Id	Room Use Code	Department	College/Administrative U	Stn Cnt	ASF	Features
WICKE 201	Classroom	Mathematics	Science & Technology	34		647 STUDENT CLASSROOM
WICKE 201A	Classroom Service	Mathematics	Science & Technology	0		6 CLASSROOM CLOSET
WICKE 201B	Classroom Service	Mathematics	Science & Technology	0		6 CLASSROOM CLOSET
WICKE 202	Faculty Office	Mathematics	Science & Technology	0		163 FACULTY OFFICE
WICKE 203	Faculty Office	Mathematics	Science & Technology	0		211 FACULTY OFFICE
WICKE 203A	Faculty Office Service	Mathematics	Science & Technology	0		14 FACULTY OFFICE CLOSET
WICKE 204	Reading and Study Room	Mathematics	Science & Technology	0		190 STUDENT STUDY AREA
WICKE 206	Faculty Office Service	Mathematics	Science & Technology	0		92 FACULTY OFFICE WAITING
WICKE 206A	Faculty Office	Mathematics	Science & Technology	0		104 FACULTY OFFICE
WICKE 206B	Faculty Office	Mathematics	Science & Technology	0		145 FACULTY OFFICE
WICKE 206C	Faculty Office	Mathematics	Science & Technology	0		144 FACULTY OFFICE
WICKE 207	Faculty Office Service	Mathematics	Science & Technology	0		89 FACULTY OFFICE WAITING
WICKE 207A	Faculty Office	Mathematics	Science & Technology	0		152 FACULTY OFFICE
WICKE 207B	Faculty Office	Mathematics	Science & Technology	0		151 FACULTY OFFICE
WICKE 207C	Faculty Office	Mathematics	Science & Technology	0		129 FACULTY OFFICE
WICKE 208	Clerical Office	Mathematics	Science & Technology	0		304 MATH DEPARTMENT OFFIC
WICKE 208A	Administrative Office	Mathematics	Science & Technology	0		260 MATH DEPARTMENT CHAIR
WICKE 208B	Administrative Office	Mathematics	Science & Technology	0		185 MATH DEPARTMENT ASSIS
WICKE 209	Conference Room	Mathematics	Science & Technology	16		449 MATH DEPARTMENT CONFE
WICKE 210	Faculty Office Service	Mathematics	Science & Technology	0		228 FACULTY WORK ROOM
WICKE 211	Faculty Office Service	Mathematics	Science & Technology	0		63 FACULTY OFFICE WAITING
WICKE 211A	Faculty Office	Mathematics	Science & Technology	0		137 FACULTY OFFICE
WICKE 211B	Faculty Office	Mathematics	Science & Technology	0		151 FACULTY OFFICE
WICKE 211C	Faculty Office	Mathematics	Science & Technology	0		151 FACULTY OFFICE
WICKE 212	Administrative Office Service	Mathematics	Science & Technology	0		155 FACULTY LOUNGE
WICKE 214	Faculty Office Service	Mathematics	Science & Technology	0		110 FACULTY OFFICE WAITING
WICKE 214A	Faculty Office	Mathematics	Science & Technology	0		158 FACULTY OFFICE
WICKE 214B	Faculty Office	Mathematics	Science & Technology	0		145 FACULTY OFFICE
WICKE 214C	Faculty Office	Mathematics	Science & Technology	0		143 FACULTY OFFICE
WICKE 216	Faculty Office	Mathematics	Science & Technology	0		159 FACULTY OFFICE
WICKE 217	Faculty Office	Mathematics	Science & Technology	0		196 FACULTY OFFICE
WICKE 218	Classroom	Mathematics	Science & Technology	37		654 CLASSROOM
WICKE 218A	Classroom Service	Mathematics	Science & Technology	0		6 CLASSROOM CLOSET
WICKE 218B	Classroom Service	Mathematics	Science & Technology	0		6 CLASSROOM CLOSET
WICKE 219	Classroom	Mathematics	Science & Technology	35		627 CLASSROOM
WICKE 219A	Classroom Service	Mathematics	Science & Technology	0		6 CLASSROOM CLOSET

## ASF by Campus by Building without Unassignable Space Millersville University • Main Campus

Room Id	Room Use Code	Department	College/Administrative U	Stn Cnt	ASF	Features
WTCKE B-7	Classroom Service	Mathematics	Science & Technology	0		269 GENERAL BUILDING STORA
WTCKE B-8	Unfinished Area	Nonassignable	Nonassignable	0		7,829 UNEXCAVATED AREA IN BA
<i>Total ASF for Wickersham Hall</i>						<b>21,402</b>

### Winter Visual And Performing Arts Center

### Building Id: WVPAC

WVPAC 100	Assembly/Auditorium	Music	Arts, Humanities, & Social Sciences	150		3,538 RECTAL HALL
WVPAC 100.1	Assembly/Auditorium Service	Music	Arts, Humanities, & Social Sciences	0		61 STORAGE CLOSET
WVPAC 100.2	Assembly/Auditorium Service	Music	Arts, Humanities, & Social Sciences	0		188 STORAGE CLOSET
WVPAC 100.3	Assembly/Auditorium Service	Music	Arts, Humanities, & Social Sciences	0		175 STORAGE CLOSET
WVPAC 101	Assembly/Auditorium	Music	Arts, Humanities, & Social Sciences	290		5,281 CONCERT HALL
WVPAC 101.1	Assembly/Auditorium Service	Music	Arts, Humanities, & Social Sciences	0		83 EQUIPMENT ROOM
WVPAC 101.2	Assembly/Auditorium Service	Music	Arts, Humanities, & Social Sciences	0		199 PIANO GARAGE
WVPAC 101A	Assembly/Auditorium Service	Music	Arts, Humanities, & Social Sciences	0		216 CONTROL ROOM
WVPAC 102	Media Production	Music	Arts, Humanities, & Social Sciences	30		1,214 RECORDING STUDIO
WVPAC 102A	Media Production Service	Music	Arts, Humanities, & Social Sciences	2		408 CONTROL ROOM
WVPAC 102B	Media Production	Music	Arts, Humanities, & Social Sciences	2		81 ISOLATION ROOM
WVPAC 102C	Administrative Office	Music	Arts, Humanities, & Social Sciences	0		79 OFFICE
WVPAC 103	Assembly/Auditorium Service	Music	Arts, Humanities, & Social Sciences	0		177 COAT ROOM
WVPAC 104	Exhibit and Museum	Music	Arts, Humanities, & Social Sciences	50		1,209 ART GALLERY
WVPAC 105	Merchandising	Music	Arts, Humanities, & Social Sciences	0		208 CONCESSIONS
WVPAC 106	Exhibit and Museum Service	Music	Arts, Humanities, & Social Sciences	0		321 GALLERY PREP
WVPAC 107	Assembly/Auditorium Service	Music	Arts, Humanities, & Social Sciences	0		110 BOX OFFICE
WVPAC 107A	Assembly/Auditorium Service	Music	Arts, Humanities, & Social Sciences	0		130 BOX OFFICE
WVPAC 108	Administrative Office	Music	Arts, Humanities, & Social Sciences	0		141 ART DIRECTOR OFFICE
WVPAC 109	Assembly/Auditorium Service	Music	Arts, Humanities, & Social Sciences	0		555 INSTRUMENT STORAGE
WVPAC 112	Assembly/Auditorium Service	Music	Arts, Humanities, & Social Sciences	2		576 THEATER SUPPORT
WVPAC 112A	Assembly/Auditorium Service	Music	Arts, Humanities, & Social Sciences	30		1,732 SCENE SHOP
WVPAC 112B	Assembly/Auditorium Service	Music	Arts, Humanities, & Social Sciences	0		101 STORAGE
WVPAC 112C	Assembly/Auditorium Service	Music	Arts, Humanities, & Social Sciences	0		71 STORAGE
WVPAC 114	Administrative Office	Music	Arts, Humanities, & Social Sciences	0		162 TECHNICAL DIRECTOR OFF
WVPAC 115	Assembly/Auditorium Service	Music	Arts, Humanities, & Social Sciences	0		503 GENERAL STORAGE
WVPAC 116	Assembly/Auditorium Service	Music	Arts, Humanities, & Social Sciences	10		481 GREEN ROOM
WVPAC 120	Administrative Office	Music	Arts, Humanities, & Social Sciences	0		98 THEATER HOUSE MANAGER
WVPAC 121	Assembly/Auditorium	Music	Arts, Humanities, & Social Sciences	659		6,463 AUDITORIUM
WVPAC 121A	Assembly/Auditorium	Music	Arts, Humanities, & Social Sciences	0		2,798 STAGE

## ASF by Campus by Building without Unassignable Space Millersville University • Main Campus

Room Id	Room Use Code	Department	College/Administrative U	Stn Cnt	ASF	Features
WVPAC 121B	615	Assembly/Auditorium Service	Arts, Humanities, & Social Sciences	0		298 STAGE CROSSOVER
WVPAC 121C	615	Assembly/Auditorium Service	Arts, Humanities, & Social Sciences	0	1,093	STAGE HOUSE ACCESS
WVPAC 121D	615	Assembly/Auditorium Service	Arts, Humanities, & Social Sciences	0	170	SERVICE TO AUDITORIUM
WVPAC 121E	615	Assembly/Auditorium Service	Arts, Humanities, & Social Sciences	0	37	SERVICE TO AUDITORIUM
WVPAC 121F	615	Assembly/Auditorium Service	Arts, Humanities, & Social Sciences	0	79	SERVICE TO AUDITORIUM
WVPAC 121G	615	Assembly/Auditorium Service	Arts, Humanities, & Social Sciences	0	80	SERVICE TO AUDITORIUM
WVPAC 121H	615	Assembly/Auditorium Service	Arts, Humanities, & Social Sciences	0	37	SERVICE TO AUDITORIUM
WVPAC 122	305	Faculty Office	Arts, Humanities, & Social Sciences	0	177	FACULTY OFFICE
WVPAC 123	250	Research Lab	Arts, Humanities, & Social Sciences	0	420	STUDIO
WVPAC 124	660	Merchandising	Arts, Humanities, & Social Sciences	0	271	CONCESSIONS
WVPAC 125	220	Open Teaching Lab	Arts, Humanities, & Social Sciences	20	318	PRACTICE ROOM
WVPAC 126	220	Open Teaching Lab	Arts, Humanities, & Social Sciences	20	280	PRACTICE ROOM
WVPAC 127	220	Open Teaching Lab	Arts, Humanities, & Social Sciences	20	275	PRACTICE ROOM
WVPAC 128	225	Open Teaching Lab Service	Arts, Humanities, & Social Sciences	0	262	STORAGE
WVPAC 130	250	Research Lab	Arts, Humanities, & Social Sciences	20	472	STUDIO
WVPAC 200	420	Stack	Arts, Humanities, & Social Sciences	16	1,319	MUSIC LIBRARY
WVPAC 201	210	Teaching Lab	Arts, Humanities, & Social Sciences	40	1,653	PIANO LAB
WVPAC 201A	220	Open Teaching Lab	Arts, Humanities, & Social Sciences	5	92	PIANO PRACTICE ROOM
WVPAC 202	110	Classroom	Arts, Humanities, & Social Sciences	60	1,051	CLASSROOM
WVPAC 203	310	Faculty Office Service	Arts, Humanities, & Social Sciences	0	539	DEPARTMENT OFFICE
WVPAC 203A	325	Clerical Office	Arts, Humanities, & Social Sciences	0	161	SECRETARY OFFICE
WVPAC 203B	315	Administrative Office	Arts, Humanities, & Social Sciences	0	224	ASSISTANT DEPT. CHAIR OFFICE
WVPAC 203C	320	Administrative Office Service	Arts, Humanities, & Social Sciences	0	150	RECRUITING OFFICE
WVPAC 205	315	Administrative Office	Arts, Humanities, & Social Sciences	0	717	BUSINESS OFFICE
WVPAC 206	305	Faculty Office	Arts, Humanities, & Social Sciences	0	218	FACULTY OFFICE
WVPAC 207	305	Faculty Office	Arts, Humanities, & Social Sciences	0	214	FACULTY OFFICE
WVPAC 208	220	Open Teaching Lab	Arts, Humanities, & Social Sciences	5	135	PIANO PRACTICE ROOM
WVPAC 209	305	Faculty Office	Arts, Humanities, & Social Sciences	0	217	FACULTY OFFICE
WVPAC 210	220	Open Teaching Lab	Arts, Humanities, & Social Sciences	20	365	PIANO PRACTICE ROOM
WVPAC 211	305	Faculty Office	Arts, Humanities, & Social Sciences	0	239	FACULTY OFFICE
WVPAC 215	305	Faculty Office	Arts, Humanities, & Social Sciences	0	198	FACULTY OFFICE
WVPAC 216	305	Faculty Office	Arts, Humanities, & Social Sciences	0	210	FACULTY OFFICE
WVPAC 217	305	Faculty Office	Arts, Humanities, & Social Sciences	0	194	FACULTY OFFICE
WVPAC 218	305	Faculty Office	Arts, Humanities, & Social Sciences	0	201	FACULTY OFFICE
WVPAC 219	305	Faculty Office	Arts, Humanities, & Social Sciences	0	194	FACULTY OFFICE
WVPAC 220	305	Faculty Office	Arts, Humanities, & Social Sciences	0	194	FACULTY OFFICE

## ASF by Campus by Building without Unassignable Space Millersville University • Main Campus

Room Id	Room Use Code	Department	College/Administrative U	Stn Cnt	ASF	Features
WWPAC 221	Faculty Office	Music	Arts, Humanities, & Social Sciences	0	201	FACULTY OFFICE
WWPAC 222	Faculty Office	Music	Arts, Humanities, & Social Sciences	0	197	FACULTY OFFICE
WWPAC 223	Faculty Office	Music	Arts, Humanities, & Social Sciences	0	624	FACULTY OFFICE
WWPAC 223.1	Faculty Office Service	Music	Arts, Humanities, & Social Sciences	0	16	CLOSET
WWPAC 223.2	Faculty Office Service	Music	Arts, Humanities, & Social Sciences	0	16	CLOSET
WWPAC 224	Classroom Service	Music	Arts, Humanities, & Social Sciences	0	221	STORAGE FOR MULTIPURP
WWPAC 225	Classroom	Music	Arts, Humanities, & Social Sciences	60	1,358	MULTIPURPOSE ROOM
WWPAC 225.1	Classroom Service	Music	Arts, Humanities, & Social Sciences	0	215	STORAGE
WWPAC 226	Assembly/Auditorium Service	Music	Arts, Humanities, & Social Sciences	0	990	AUDITORIUM CONTROL RO
WWPAC 226.1	Assembly/Auditorium Service	Music	Arts, Humanities, & Social Sciences	0	239	PIPE ORGAN CHAMBER
WWPAC 226.2	Assembly/Auditorium Service	Music	Arts, Humanities, & Social Sciences	0	239	PIPE ORGAN CHAMBER
WWPAC 227	Faculty Office	Music	Arts, Humanities, & Social Sciences	20	159	FACULTY OFFICE
WWPAC 228	Faculty Office	Music	Arts, Humanities, & Social Sciences	0	340	FACULTY OFFICE
WWPAC 228.1	Faculty Office Service	Music	Arts, Humanities, & Social Sciences	0	16	CLOSET
WWPAC 228.2	Faculty Office Service	Music	Arts, Humanities, & Social Sciences	0	16	CLOSET
WWPAC B105	Assembly/Auditorium Service	Music	Arts, Humanities, & Social Sciences	30	1,543	THEATER SUPPORT
WWPAC B105A	Assembly/Auditorium Service	Music	Arts, Humanities, & Social Sciences	0	210	MEN'S ROOM THEATER SUP
WWPAC B105B	Assembly/Auditorium Service	Music	Arts, Humanities, & Social Sciences	0	367	WOMEN'S ROOM (THEATER
WWPAC B107	Open Teaching Lab	Music	Arts, Humanities, & Social Sciences	2	84	PRACTICE MODULE
WWPAC B108	Open Teaching Lab	Music	Arts, Humanities, & Social Sciences	2	56	PRACTICE MODULE
WWPAC B109	Teaching Lab Service	Music	Arts, Humanities, & Social Sciences	0	132	STORAGE
WWPAC B110	Teaching Lab	Music	Arts, Humanities, & Social Sciences	35	805	CLASS LAB
WWPAC B111	Teaching Lab Service	Music	Arts, Humanities, & Social Sciences	0	195	STORAGE
WWPAC B112	Open Teaching Lab	Music	Arts, Humanities, & Social Sciences	2	38	PRACTICE MODULE
WWPAC B113	Open Teaching Lab	Music	Arts, Humanities, & Social Sciences	2	55	PRACTICE MODULE
WWPAC B114	Open Teaching Lab	Music	Arts, Humanities, & Social Sciences	0	38	PRACTICE MODULE
WWPAC B115	Open Teaching Lab	Music	Arts, Humanities, & Social Sciences	2	47	PRACTICE MODULE
WWPAC B116	Open Teaching Lab	Music	Arts, Humanities, & Social Sciences	2	61	PRACTICE MODULE
WWPAC B117	Open Teaching Lab	Music	Arts, Humanities, & Social Sciences	2	55	PRACTICE MODULE
WWPAC B118	Open Teaching Lab	Music	Arts, Humanities, & Social Sciences	2	42	PRACTICE MODULE
WWPAC B119	Open Teaching Lab	Music	Arts, Humanities, & Social Sciences	2	55	PRACTICE MODULE
WWPAC B120	Open Teaching Lab	Music	Arts, Humanities, & Social Sciences	2	42	PRACTICE MODULE
WWPAC B121	Open Teaching Lab	Music	Arts, Humanities, & Social Sciences	2	55	PRACTICE MODULE
WWPAC B122	Open Teaching Lab	Music	Arts, Humanities, & Social Sciences	2	42	PRACTICE MODULE
WWPAC B123	Open Teaching Lab	Music	Arts, Humanities, & Social Sciences	2	55	PRACTICE MODULE
WWPAC B124	Open Teaching Lab	Music	Arts, Humanities, & Social Sciences	2	131	PRACTICE MODULE

## ASF by Campus by Building without Unassignable Space Millersville University • Main Campus

Room Id	Room Use Code	Department	College/Administrative U	Stn Cnt	ASF	Features
WVPAC B126	220	Open Teaching Lab	Music	0	0	42 PRACTICE MODULE
WVPAC B127	220	Open Teaching Lab	Music	0	0	223 PRACTICE MODULE
WVPAC B128	615	Assembly/Auditorium Service	Music	0	0	253 STORAGE
WVPAC C3.2A	650	Lounge	Music	0	0	369 LOUNGE
<i>Total ASF for Winter Visual And Performing Arts Center</i>						49,955

### Witmer Infirmary

### Building Id: WITMER

WITMER INFI 880	Public Waiting	Student Health Services	Student Affairs & Enrollment Mgmt	0	0	257 LOBBY
WITMER INFI 325	Clerical Office	Student Health Services	Student Affairs & Enrollment Mgmt	0	0	121 RECEIPT & FILES
WITMER INFI 310	Faculty Office Service	Student Health Services	Student Affairs & Enrollment Mgmt	0	0	237 OFFICE
WITMER INFI 315	Administrative Office	Student Health Services	Student Affairs & Enrollment Mgmt	0	0	242 OFFICE
WITMER INFI 855	Treatment/Examination Service	Student Health Services	Student Affairs & Enrollment Mgmt	0	0	36 PATIENT BATHROOM
WITMER INFI 870	Central Supplies	Student Health Services	Student Affairs & Enrollment Mgmt	0	0	10 CLOSET
WITMER INFI 870	Central Supplies	Student Health Services	Student Affairs & Enrollment Mgmt	0	0	11 CLOSET
WITMER INFI 850	Treatment/Examination	Student Health Services	Student Affairs & Enrollment Mgmt	0	0	38 EXAM ROOM
WITMER INFI 850	Treatment/Examination	Student Health Services	Student Affairs & Enrollment Mgmt	0	0	76 EXAM ROOM
WITMER INFI 850	Treatment/Examination	Student Health Services	Student Affairs & Enrollment Mgmt	0	0	265 EXAM ROOM
WITMER INFI 855	Treatment/Examination Service	Student Health Services	Student Affairs & Enrollment Mgmt	0	0	79 STORAGE
WITMER INFI 855	Treatment/Examination Service	Student Health Services	Student Affairs & Enrollment Mgmt	0	0	55 PATIENT BATHROOM
WITMER INFI 855	Treatment/Examination Service	Student Health Services	Student Affairs & Enrollment Mgmt	0	0	24 PATIENT BATHROOM
WITMER INFI 850	Treatment/Examination	Student Health Services	Student Affairs & Enrollment Mgmt	0	0	195 EXAM ROOM
WITMER INFI 850	Treatment/Examination	Student Health Services	Student Affairs & Enrollment Mgmt	0	0	194 EXAM ROOM
WITMER INFI 855	Treatment/Examination Service	Student Health Services	Student Affairs & Enrollment Mgmt	0	0	21 DRESSING AREA
WITMER INFI 850	Treatment/Examination	Student Health Services	Student Affairs & Enrollment Mgmt	0	0	156 EXAM ROOM
WITMER INFI 850	Treatment/Examination	Student Health Services	Student Affairs & Enrollment Mgmt	0	0	140 EXAM ROOM
WITMER INFI 870	Central Supplies	Student Health Services	Student Affairs & Enrollment Mgmt	0	0	222 PHARMACY
WITMER INFI 860	Diagnostic Service Laboratory	Student Health Services	Student Affairs & Enrollment Mgmt	0	0	247 LAB
WITMER INFI 865	Diagnostic Service Laboratory Su	Student Health Services	Student Affairs & Enrollment Mgmt	0	0	25 LAB SERVICE
WITMER INFI 860	Diagnostic Service Laboratory	Student Health Services	Student Affairs & Enrollment Mgmt	0	0	25 LAB
WITMER INFI 310	Faculty Office Service	Student Health Services	Student Affairs & Enrollment Mgmt	0	0	155 OFFICE
WITMER INFI 310	Faculty Office Service	Student Health Services	Student Affairs & Enrollment Mgmt	0	0	67 OFFICE
WITMER INFI 850	Treatment/Examination	Student Health Services	Student Affairs & Enrollment Mgmt	0	0	167 EXAM ROOM
WITMER INFI 850	Treatment/Examination	Student Health Services	Student Affairs & Enrollment Mgmt	0	0	180 EXAM ROOM
WITMER INFI 310	Faculty Office Service	Student Health Services	Student Affairs & Enrollment Mgmt	0	0	174 OFFICE
WITMER INFI 810	Patient Bedroom	Student Health Services	Student Affairs & Enrollment Mgmt	0	0	357 BEDROOM

## ASF by Campus by Building without Unassignable Space Millersville University • Main Campus

Room Id	Room Use Code	Department	College/Administrative U	Stn Cnt	ASF	Features
WITMER INFI 820	Patient Bath	Student Health Services	Student Affairs & Enrollment Mgmt	0		45 BATHROOM
WITMER INFI 820	Patient Bath	Student Health Services	Student Affairs & Enrollment Mgmt	0		45 BATHROOM
WITMER INFI 810	Patient Bedroom	Student Health Services	Student Affairs & Enrollment Mgmt	0		174 BEDROOM
WITMER INFI 820	Patient Bath	Student Health Services	Student Affairs & Enrollment Mgmt	0		35 BATHROOM
WITMER INFI 810	Patient Bedroom	Student Health Services	Student Affairs & Enrollment Mgmt	0		139 ISOLATION ROOM
WITMER INFI 810	Patient Bedroom	Student Health Services	Student Affairs & Enrollment Mgmt	0		357 BEDROOM
WITMER INFI 820	Patient Bath	Student Health Services	Student Affairs & Enrollment Mgmt	0		45 BATHROOM
WITMER INFI 820	Patient Bath	Student Health Services	Student Affairs & Enrollment Mgmt	0		45 BATHROOM
WITMER INFI 810	Patient Bedroom	Student Health Services	Student Affairs & Enrollment Mgmt	0		185 BEDROOM
WITMER INFI 810	Patient Bedroom	Student Health Services	Student Affairs & Enrollment Mgmt	0		443 BEDROOM
WITMER INFI 820	Patient Bath	Student Health Services	Student Affairs & Enrollment Mgmt	0		60 BATHROOM
WITMER INFI 870	Central Supplies	Student Health Services	Student Affairs & Enrollment Mgmt	0		51 CLOSET
WITMER INFI 870	Central Supplies	Student Health Services	Student Affairs & Enrollment Mgmt	0		46 CLOSET
WITMER INFI 815	Patient Bedroom Service	Student Health Services	Student Affairs & Enrollment Mgmt	0		215 KITCHEN
WITMER INFI 815	Patient Bedroom Service	Student Health Services	Student Affairs & Enrollment Mgmt	0		35 CLOSET
WITMER INFI 870	Central Supplies	Student Health Services	Student Affairs & Enrollment Mgmt	0		152 UTILITY ROOM
WITMER INFI 870	Central Supplies	Student Health Services	Student Affairs & Enrollment Mgmt	0		19 CLOSET
WITMER INFI 870	Central Supplies	Student Health Services	Student Affairs & Enrollment Mgmt	0		41 CLOSET
WITMER INFI 835	Nurse Station Service	Student Health Services	Student Affairs & Enrollment Mgmt	0		147 NURSES ROOM (BED)
WITMER INFI 870	Central Supplies	Student Health Services	Student Affairs & Enrollment Mgmt	0		8 CLOSET
WITMER INFI 820	Patient Bath	Student Health Services	Student Affairs & Enrollment Mgmt	0		45 BATHROOM
WITMER INFI 820	Patient Bath	Student Health Services	Student Affairs & Enrollment Mgmt	0		45 BATHROOM
WITMER INFI 810	Patient Bedroom	Student Health Services	Student Affairs & Enrollment Mgmt	0		431 BEDROOM
WITMER INFI 830	Nurse Station	Student Health Services	Student Affairs & Enrollment Mgmt	0		162 NURSES STATION
WITMER INFI 320	Administrative Office Service	University Police	Student Affairs & Enrollment Mgmt	0		350 OFFICE - POLICE DEPARTM
WITMER INFI 320	Administrative Office Service	University Police	Student Affairs & Enrollment Mgmt	0		213 OFFICE - POLICE DEPARTM
WITMER INFI 320	Administrative Office Service	University Police	Student Affairs & Enrollment Mgmt	0		74 OFFICE - POLICE DEPARTM
WITMER INFI 320	Administrative Office Service	University Police	Student Affairs & Enrollment Mgmt	0		74 OFFICE - POLICE DEPARTM
				<i>Total ASF for Witmer Infirmiry</i>		7,457

### York House

### Building Id: YORK

YORK 100	215	Teaching Lab Service	Music	0		184 RECEPTION
YORK 101	210	Teaching Lab	Music	0		293 CLASSROOM
YORK 103	210	Teaching Lab	Music	0		95 OFFICE
YORK 104	210	Teaching Lab	Music	0		224 CLASSROOM

## ASF by Campus by Building without Unassignable Space Millersville University • Main Campus

Room Id	Room Use Code	Department	College/Administrative U	Stn Cnt	ASF	Features
YORK 105	215 Teaching Lab Service	Music	Arts, Humanities, & Social Sciences	0		14 CLOSET
YORK 200	305 Faculty Office	Music	Arts, Humanities, & Social Sciences	0		100 OFFICE
YORK 200.1	310 Faculty Office Service	Music	Arts, Humanities, & Social Sciences	0		8 CLOSET
YORK 201	305 Faculty Office	Music	Arts, Humanities, & Social Sciences	0		202 OFFICE
YORK 202	305 Faculty Office	Music	Arts, Humanities, & Social Sciences	0		96 OFFICE
YORK 203	305 Faculty Office	Music	Arts, Humanities, & Social Sciences	0		150 OFFICE
YORK 204	305 Faculty Office	Music	Arts, Humanities, & Social Sciences	0		90 OFFICE
YORK 205	305 Faculty Office	Music	Arts, Humanities, & Social Sciences	0		108 OFFICE
YORK 206	305 Faculty Office	Music	Arts, Humanities, & Social Sciences	0		95 OFFICE
<i>Total ASF for York House</i>					<u>1,659</u>	

**ASF by Campus by Building without Unassignable Space**  
**Millersville University • Main Campus**

Room Id	Room Use Code	Department	College/Administrative U	Stn Cnt	ASF	Features
						<b>Grand Total ASF 1,405,247</b>