

Annual Update of the 2018-19 Baccalaureate Degree Recipients: Executive Summary of Alumni Job Placement and Satisfaction

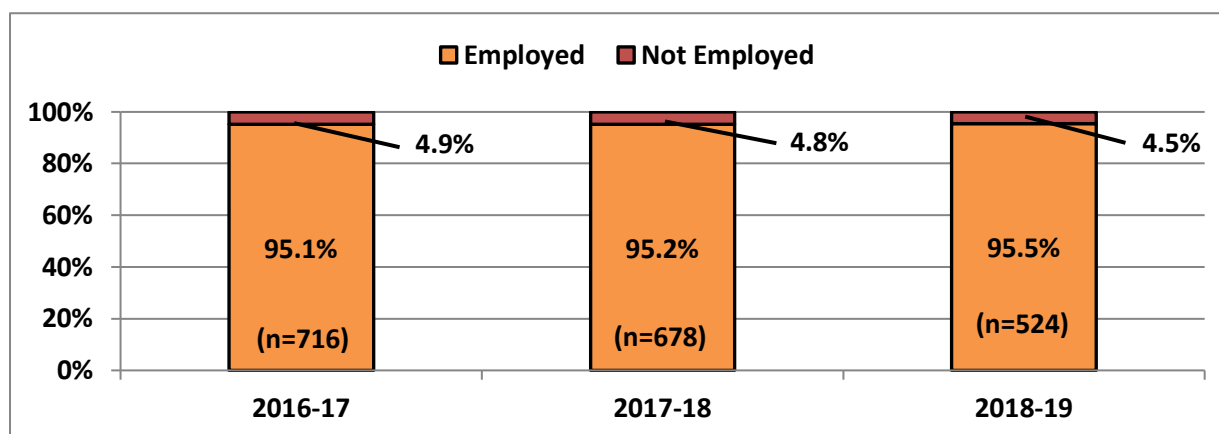
95.5 percent employed six to ten months after graduation.

87.3 percent rated the quality of education in the major as “good” or “excellent.”

85.1 percent rated the quality of overall educational experience as “good” or “excellent.”

Of the 2018-19 baccalaureate degree recipients¹ desiring employment, 95.5 percent reported employment within six to ten months after graduation. Within the 85.9 percent of 2018-19 graduates employed full-time, 78.0 percent reported that the position required some college or more², and 79.0 percent reported that the position was related to their major. This breakdown suggests that the majority of respondents were not “underemployed.” The average expected gross annual income for recent graduates employed full-time was approximately \$42,045, and over 83 percent of graduates reported employment within Pennsylvania. When considering all survey respondents (n = 550), 77.8 percent were only employed, 15.3 percent were employed and advancing their education, and 3.6 percent were only advancing their education. Just 3.3 percent of respondents were neither employed nor advancing their education.

Figure 1. Employment Rates of Baccalaureate Degree Recipients Seeking Employment by Graduation Year



The top three industries of employment have been consistent over the past three years, while the relative proportions of all respondents employed in each sector have fluctuated relative to each other and to prior years. Employment in the **Educational Services** sector has both increased and decreased over the past three years (22.0 percent of 2018-19 respondents, 26.0 percent of 2017-18 respondents, and 24.5 percent of 2016-17 respondents). Meanwhile, the proportion of respondents employed in both the **Professional Scientific and Technological Services** sector (17.6 percent of 2018-19 respondents, 16.9 percent of 2017-18 respondents, and 16.9 percent of 2016-17 respondents) and **Health Care and Social Assistance** (19.0 percent of 2018-19 respondents, 16.0 percent of 2017-18 respondents, and 16.7 percent of 2016-17 respondents) have both increased slightly within the same timeframe. These trends may reflect both enrollment trends at Millersville University and employment trends within the sectors.

¹ 41.9 percent (n=552) response rate for AJPS only (unique respondents for online or phone survey method).

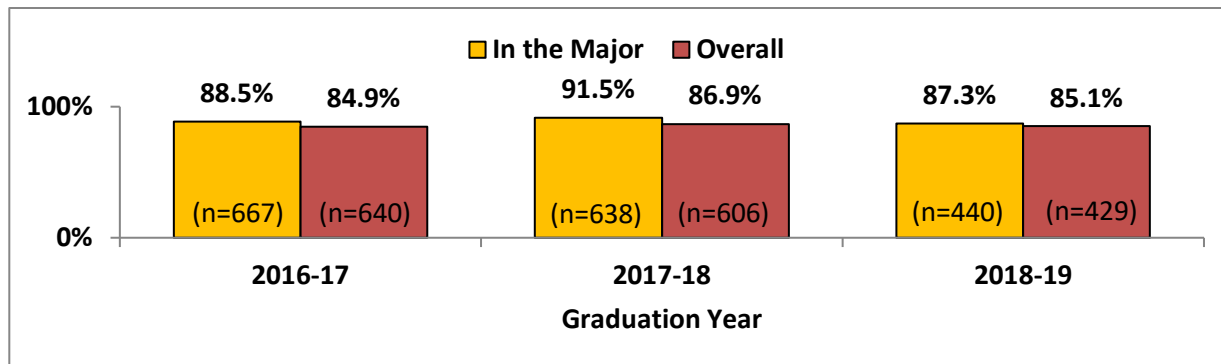
² 68.1 percent (n=291) from AJPS only reported Bachelor's degree as minimum level of education.

Annual Update of Recent Baccalaureate Degree Recipients

(continued)

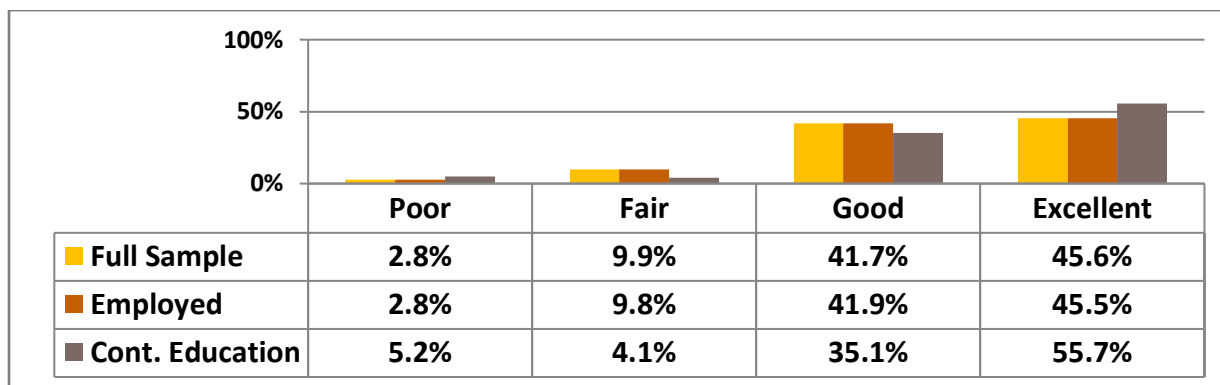
Over the past three years, on average, 90 percent of baccalaureate degree recipients have rated the quality of their education in their major program of study as “good” or “excellent” six to ten months after graduation. Millersville graduates consistently rate the overall quality of education at Millersville University nearly as high as the quality of education within their major. In addition, given the opportunity to reflect on the value of their Millersville experience, recent alumni report similar or higher ratings than they did as seniors.

Figure 2. Recent Graduates Satisfaction with Quality of Education (Percentage Rated “Good” or “Excellent”)



The results are just as encouraging when considering the ratings of alumni who are employed or furthering their education (for example, attending graduate school).

Figure 3. Employed or Continuing their Education Graduates’ Satisfaction with Quality of Education in the Major (Percentage Rated “Good” or “Excellent”) (n=504, 2018-19 Bachelor’s Degree Recipients only)



More than 87 percent of 2018-19 graduates rated the quality of education within their major as “good” or “excellent.” In addition, over 87 percent of 2018-19 graduates *employed full-time* rated the quality of education within their major as “good” or “excellent,” with 46 percent rating this measure as “excellent.” Also, 91 percent of recent graduates seeking to continue their education (e.g., attend graduate school) rated the quality of education within their major as “good” or “excellent,” with 56 percent rating this measure as “excellent.”